

The State of Bipartisanship

Minnesota 93rd Legislature
2023 Regular Session

© 2023 Majority in the Middle CC BY-NC-ND

Majority in the Middle Copyright Disclaimer

This Copyright Disclaimer (“Disclaimer”) sets forth the rights, limitations, and obligations concerning the use of copyrighted materials owned by Majority in the Middle. By accessing or using any materials, content, or intellectual property owned by Majority in the Middle, you acknowledge and agree to the terms of this Disclaimer.

Copyright Ownership: *All materials, content, and intellectual property, including but not limited to text, images, graphics, logos, audio, video, and software, made available on Majority in the Middle’s website, publications, or other platforms, are protected by copyright laws and owned by Majority in the Middle unless otherwise stated.*

Permission for Personal Use: *You may view, download, or print copyrighted materials from Majority in the Middle solely for personal, non-commercial use.*

Disclaimer of Liability: *Majority in the Middle shall not be liable for any direct, indirect, incidental, consequential, or special damages arising out of or in connection with the use of copyrighted materials, including but not limited to errors, omissions, or inaccuracies in the content or loss or damage of any kind incurred as a result of the use of any copyrighted material.*

Modification and Termination: *By accessing or using any copyrighted materials owned by Majority in the Middle, you acknowledge and agree to abide by the terms of this Copyright Disclaimer. If you do not agree with any of these terms, please refrain from accessing or using the copyrighted materials.*

For any inquiries regarding this Disclaimer, please contact Shannon Watson, Executive Director.

Table of Contents

Welcome	4
Executive Summary	5
Subset of Statistics	6
Introduction and Background	8
Total Bill Introductions and Hearings	16
Committee Hearings	20
Individual Legislators	72
Bills Heard vs Bills Passed	109
Conclusion	110
Best Practices	111
Methodology	112
Acknowledgements	113
Appendix - Individual Legislator Pages	114

Welcome

Welcome to the inaugural “The State of Bipartisanship” report produced by Majority in the Middle.

Majority in the Middle is a 501(c)3 non-profit organization giving those in the political middle a place to gather outside the extremes, elevating voices of people who are modeling behavior we want to see, and working on ways to bring a little more civility and a little less partisanship to our politics.

Majority in the Middle works to elevate elected representatives who embrace working with others to find solutions, and to identify and encourage structural changes in governing that will remove barriers to such cooperation.

Understanding that you can’t manage what you don’t measure, this report is designed to analyze bipartisan bill authorship as one important reflection of effective collaboration. This effort will begin identifying places where cooperation happens, elevating the people who are leading the way, and collecting replicable ideas to cultivate a healthier political environment -- in St. Paul and in state capitols across the country.

Note: this report has been edited since it’s initial publication.

Pages with changes to correct an error in the data are marked with an asterisk. We apologize for any errors.

In December 2023, an addendum was included into the report. Pages 114-315 illustrate the same legislator data presented on pages 78-108 in an individual format, instead of as an aggregate. The data is the same - the only change is the format.

Executive Summary

In the current political environment, everywhere from DC to state capitols across the country, bipartisanship is rarely on display.

Binary red-vs-blue narratives lead Minnesotans to believe that legislators are irreparably segregated along party lines. This report shows that's not entirely true.

Bipartisanship is difficult to measure, as it's highly qualitative, subjective, and relationship-based. We have chosen one quantitative measure we believe provides an illustration of some of the work that goes on at the State Capitol: bill authorship.

Legislators who are collaborating with colleagues across the aisle should get credit for the work they're doing. This report, a first of its kind in Minnesota, uncovers where that credit is due.

Even though some lawmakers actually face backlash over their bipartisan work, we know there are many constituents who not only applaud those efforts, they expect it.

The bottom line: there is some bipartisanship at work in Minnesota, and there is room for improvement.

A subset of statistics from the report

Committees (details p. 20-71)

Senate committees that heard the most bills with minority chief authors:

- Transportation - 49%
- Taxes - 37%
- Capital Investment - 24%

Senate committees that heard the most bipartisan* bills:

- Human Services - 73%
- Agriculture, Broadband, & Rural Development - 43%
- Higher Education; Jobs and Economic Development; Education Finance - all 42%

House committees that heard the most bills with minority chief authors:

- Veterans and Military Affairs Finance and Policy - 44%
- Capital Investment - 29%
- Legacy Finance; Taxes - both 16%

House committees that heard the most bipartisan* bills:

- Veterans and Military Affairs Finance and Policy - 56%
- Human Services Finance - 39%
- Agriculture Finance and Policy - 38%

**bipartisan bills = at least one author from each party*


A subset of statistics from the report

Individual Legislators (details p. 72-108)

- 66 Senators had bipartisan co-authors on at least one bill they carried as the chief author
- Ten Republican Senators and 11 Republican House members had DFL chief authors on at least 50% of the bills they signed onto as co-authors
- Seven Republican and seven DFL members in the House chief-authored as many or more bills with cosigners of the opposite party than they did with just members of their own party.
- Two Republican House members had bipartisan co-authors on 100% of the bills they carried as the chief author that they carried with others

**bipartisan bills = at least one author from each party*

Introduction and Background



Bipartisanship is difficult - in theory and in execution

In the current political environment, everywhere from DC to state capitols across the country, bipartisanship is rarely on display.

The prevailing binary left-versus-right narrative has been adopted by everyone from news media and political analysts to campaign managers and candidates.

This lack of bipartisanship can be seen as the most obvious example of the harms caused when elected officials can't set aside differences of any kind in order to focus on the well-being of the communities and people they represent.

It seems we are a country divided, and everyone participating in our politics has become irreparably partisan. Or have they?

Experience tells us bipartisanship is punished as often as it's lauded. Much like good sportsmanship, bipartisanship is an attitude that Americans value - but often only in theory, and not nearly as much as we value winning.

But winning a campaign and governing are two different functions of politics. Governing is where politicians should put aside differences and focus on working with their colleagues to serve the people they represent. We wish it were as easy in practice as it sounds, and we also acknowledge that legislators do face structural impediments to working across the aisle.

Minnesota state government is an ideal subject for a study of bipartisanship

In Minnesota, majorities in the House and Senate, and the occupant of the Governor's office, have been held by members of different parties in all but three of the last 30* years.

This split control of government is a recipe for forced bipartisanship - every idea that becomes law must be vetted and approved by more than one party. While it might be more frustrating for politicians, it is a more accurate representation of how every other worker in the state must approach their job.

The capitol is the only workplace where actively discounting the opinions of co-workers that belong to a different political party is accepted as normal operating procedure. We know this is common practice, and it is also true that not all legislators operate that way.

**https://ballotpedia.org/Party_control_of_Minnesota_state_government*

A Trifecta in 2023

Minnesota lawmakers headed into the 2023 session with a DFL* trifecta -- the Governor and both legislative majorities -- giving rise to questions about how the session would function.

When one party has enough members to pass most bills without a single vote from the opposite side of the aisle, and with Minnesota's winner-take-all legislative structure that guarantees absolute control with the narrowest of margins, could bipartisanship even happen?

For years, legislators representing the two major parties had something in common: no matter which side was in the minority, the common complaint was that they were not allowed to participate in policymaking in a meaningful way.

Members of the majority usually fill all the leadership roles, they hold an oversized proportion of seats on committees, and they decide the agenda - including which bills are heard publicly** or not. For all practical purposes, the most significant negotiations are conducted and decisions are made in the majority's caucus room.

**Democratic-Farmer-Labor party, the formal name for the Minnesota Democrats*

***Legislative rules require bills to have a public hearing to be viable for final passage or inclusion in an omnibus bill.*

Bipartisan participation and the role the minority plays in that process is often difficult to pin down. Some believe the role of the minority party is to obstruct progress and the majority party has no obligation to involve the minority party. Others believe members of the majority and minority parties, both, should be involved in crafting legislation and reflecting the opinions of all the people they represent.

For bipartisanship to work in a legislature, the majority caucus needs to make space for minority participation, and the minority party needs to take the opportunity to work together. Both parties must come to the table in good faith. Unfortunately, this seems to happen less than it ideally would.

Bipartisanship is difficult to measure. Like other concepts that are highly relationship-based, it is complicated and subjective. Bipartisanship can be about something as personal as tone, or something as organizational as sharing power. The same person acting in a bipartisan manner in one context, and completely partisan in another – often on the same day, or in the same meeting – would not be unusual at the capitol.

Bipartisanship is nuanced

We wanted to answer the question: “Can members of the minority party actually get bills heard?”

Throughout our information-gathering, other questions popped up; we realized that instead of just answering a yes-or-no question, more nuance and information should be included. This led us to a different way to evaluate individual bills.

To illustrate the *total authorship* of bills, we created two graphs for each committee: one showing bill hearings classified by the party affiliation of the chief author - red or blue - and one showing the same bills that takes total authorship into account.

As you’ll see, including shades of purple to represent the proportions of red *and* blue authors paints a very different picture. We believe it is a better illustration of the influence and participation by members of each of the political parties - especially when, in this era of omnibus bills - the red-blue divide is often more stark when it comes to final votes.

Why we created this report

Surfacing hidden bipartisanship and elevating examples of bipartisan behavior are part of the organizational mission of Majority in the Middle.

It's a fact that the cooperation and collaboration happening at the capitol doesn't often get public attention - the fight does. Dueling talking points, outrageous floor speeches and social media skirmishes get much more attention than policy and relationships. As an organization, we'll do what we can to shine more light on the bipartisanship that is happening.

An ugly truth we contend with: not every legislator wants attention for their bipartisan work and not every legislator would find bipartisanship to be an electoral benefit in their district.

We would argue that any bipartisanship, no matter how small, is still important. Why? Every legislator, even those who run unopposed, have people in their district who didn't vote for them. Representing all the citizens in the district, not just the ones who voted in favor of them, is their duty.

What this report is not


Although comparisons will naturally occur, this report is not an effort to shame, or to adjudicate who is best or worst.

Bipartisanship is complicated. Bill authorship is just one measure. As authoring public policy is an essential part of every legislator's job, it is an important measure.

There are many ways a legislator can work across the aisle that are not captured in this report. The omission of other measures should not reflect the value of that work as lesser or not important. It is our position that any efforts by legislators to cross the aisle and build relationships should be celebrated.

It was our desire to ensure this report is objective and defensible, so efforts that are more subjectively measured were not included. We are exploring opportunities to expand the scope of the report in future years and will do so if resources allow.

Total Bill Introductions and Hearings



Can members of the minority party get their bills heard?

In a word, yes, but that yes comes with nuance. In the 2023 legislative session....

- There were 3,363 bills introduced in the Senate, and hearings were granted to 289 bills by Republican chief authors. Bills chief-authored by a member of the minority party represented 19% of the bills heard in the Senate.
- There were 3,342 bills introduced in the House, and hearings were granted to 145 bills by Republican chief authors. Bills chief-authored by a member of the minority party represented 11% of the bills heard in the House.

For context, the size and partisan composition of the Minnesota legislature is as follows:

Senate: 67 members, of which 34 are DFL and 33 are Republican

House: 134 members, of which 70 are DFL and 64 are Republican

Total Bill Introductions & Hearings

Minnesota Senate

3,363 bills were introduced.

- 2,109 (63%) bills had a chief author from the majority party, and
- 1,255 (37%) bills had a chief author from the minority party.

1,494 of those bills received one or more hearings in a committee

- 1,206 (81%) had a chief author from the majority party, and
- 289 (19%) had a chief author from the minority party.

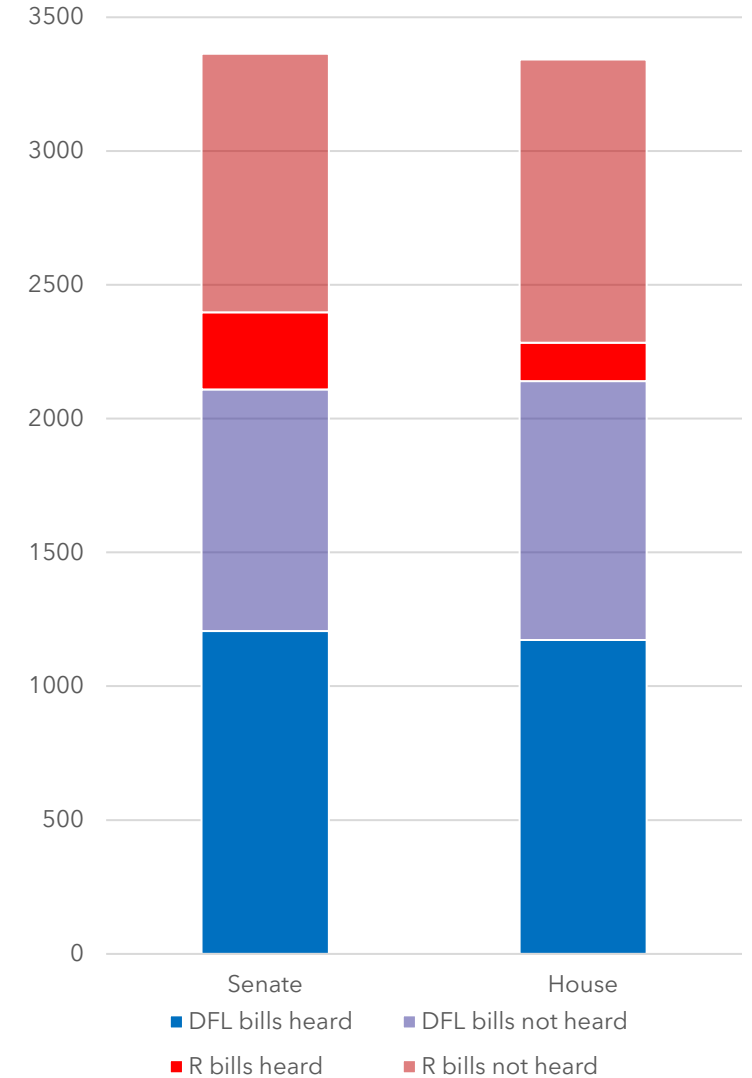
Minnesota House of Representatives

3,342 bills were introduced.

- 2,140 (64%) bills had a chief author from the majority party, and
- 1,202 (36%) bills had a chief author from the minority party.

1,321 of those bills received one or more hearings in a committee

- 1,176 (89%) had a chief author from the majority party, and
- 145 (11%) had a chief author from the minority party.



Partisan Breakdown of Bills Introduced

Minnesota Senate

3,363 bills were introduced.

- 1,349 bills were authored by only one member (639 by a sole Republican; 710 by a sole DFLer)

Of the bills with two or more authors:

- 768 bills (38%) had 100% majority authorship,
- 339 bills (17%) had 100% minority authorship, and
- 908 bills (45%) that were heard had at least one author of each party.

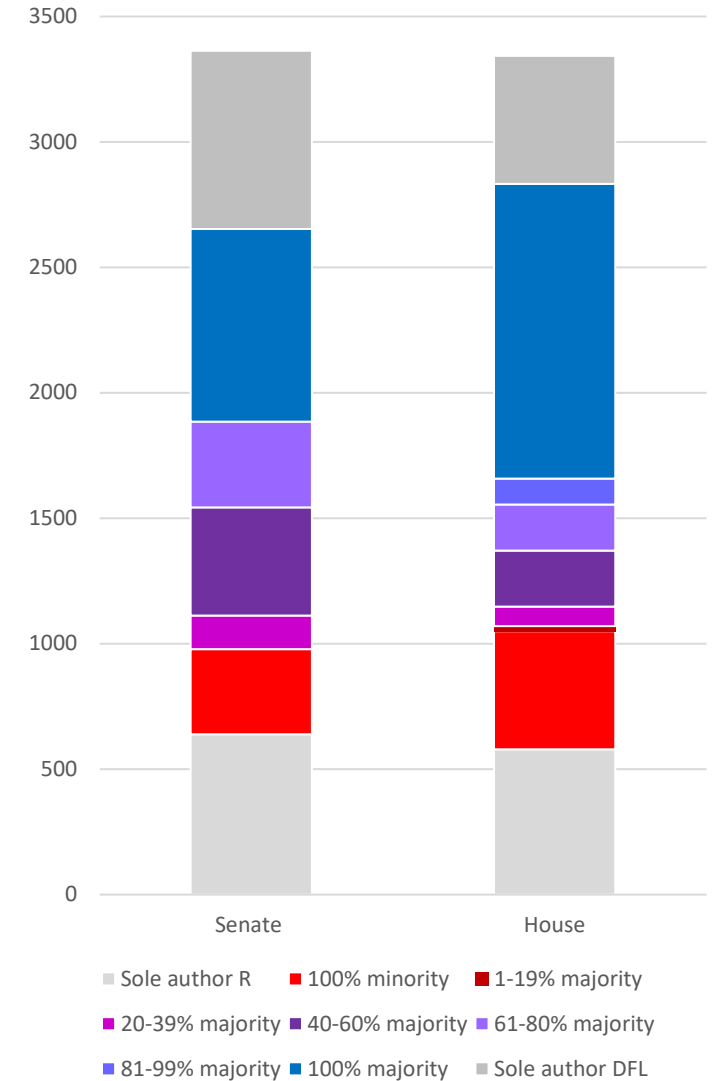
Minnesota House of Representatives

3,342 bills were introduced.


- 1,089 bills were authored by only one member (579 by a sole Republican; 510 by a sole DFLer)

Of the bills with two or more authors:

- 1,176 bills (52%) had 100% majority authorship,
- 470 bills (21%) had 100% minority authorship, and
- 607 bills (27%) that were heard had at least one author of each party.



Committee Hearings



Committee Hearings

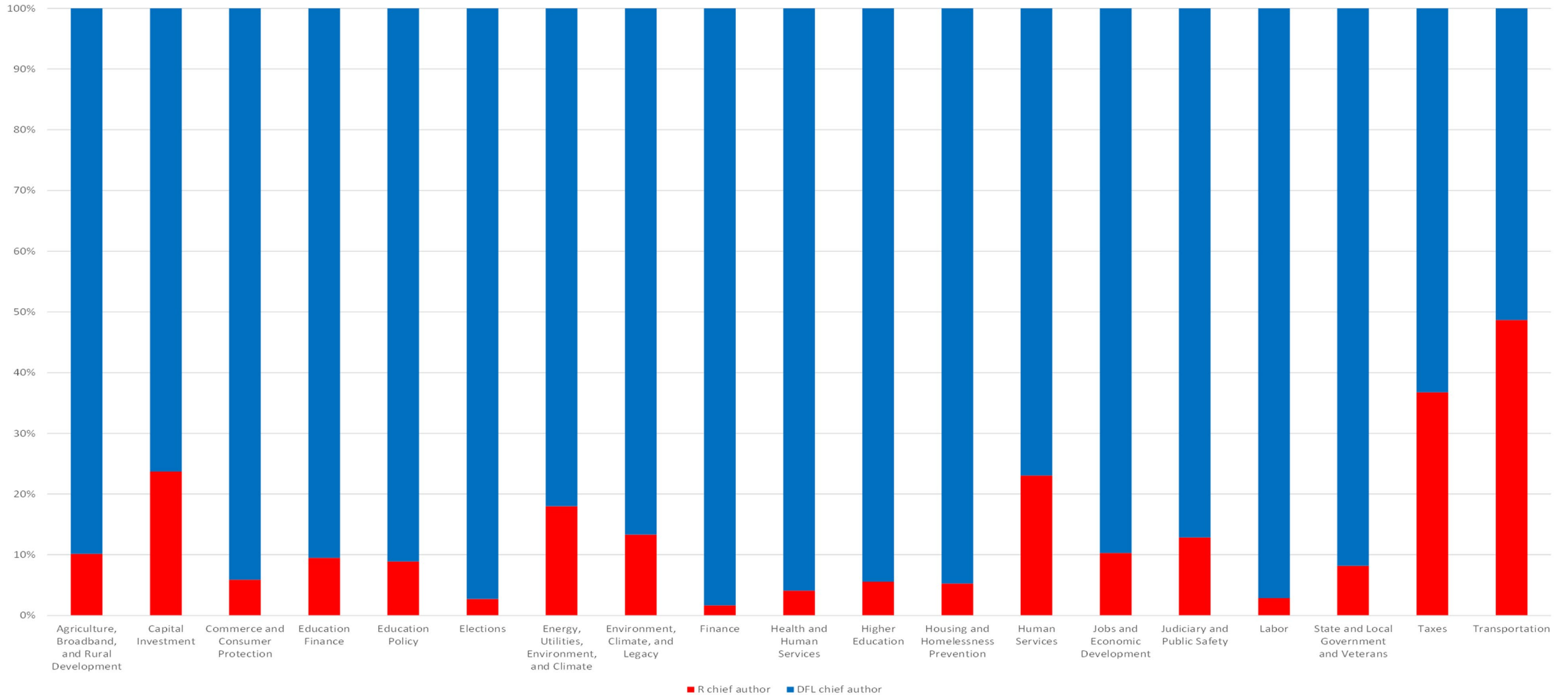
This section of the report examines the authorship of bills that received a hearing in a committee during the 2023 regular session.

When a bill is labeled as DFL or Republican based on the party identity of the chief author, a binary picture emerges. But bills in Minnesota have more participation beyond the chief author. A Senate bill can have up to five total authors, a House bill can have up to thirty-five. Party affiliation of the co-authors matters as well, because a minority member is unlikely to put their name on a bill they - and their constituents - would see as "too extreme."

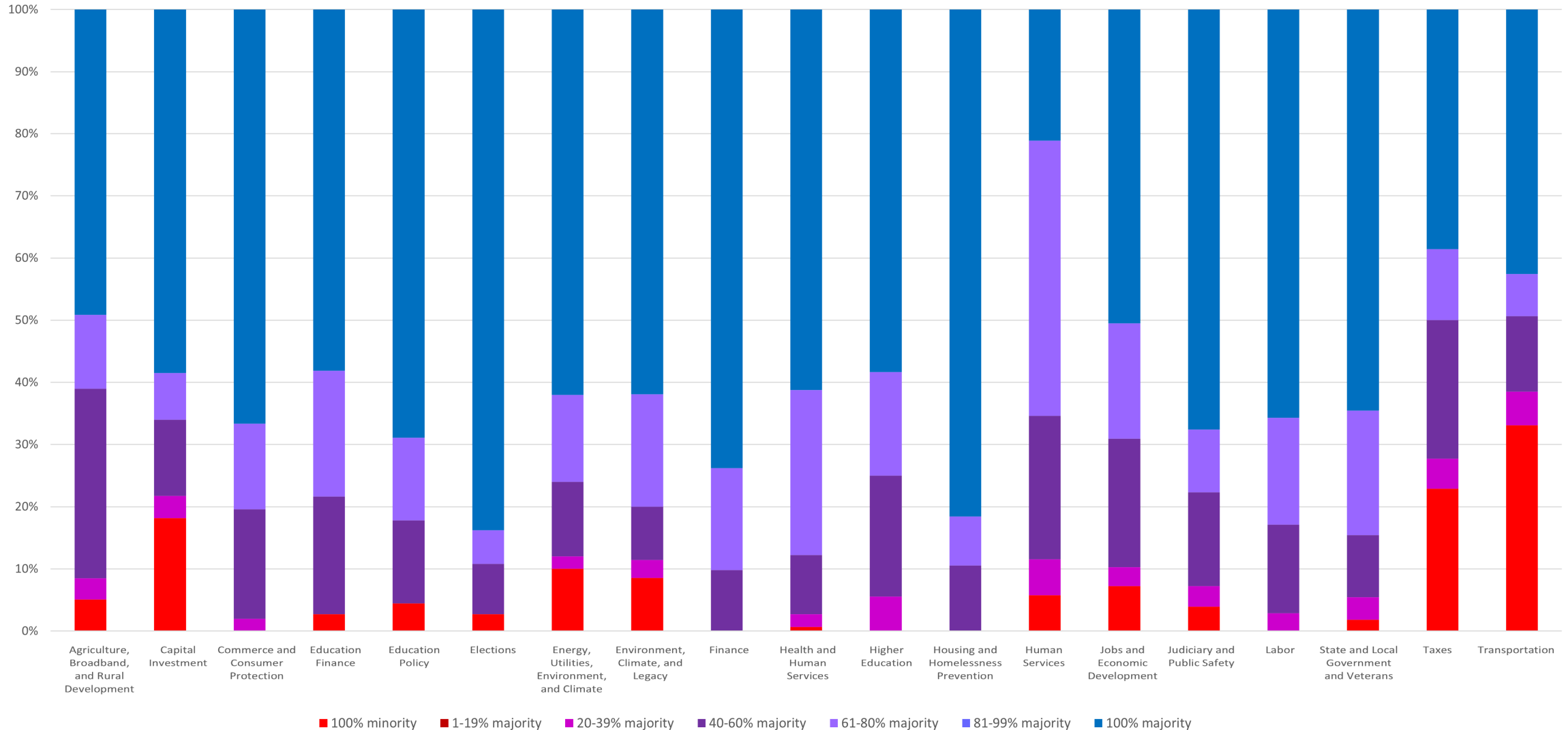
To illustrate total authorship, we created two graphs for each committee: one showing bill hearings classified by the party affiliation of the chief author - red or blue - and one showing the same bills, with total authorship taken into account.

As you'll see, including shades of purple to represent the proportions of red *and* blue authors paints a very different picture. We believe it is a better illustration of the influence and participation by members of each of the political parties - especially when, in this era of omnibus bills - the red-blue divide is often more stark when it comes to final votes.

Senate Bill Hearings By Chief Authorship



Senate Bill Hearings By Total Authorship



Agriculture, Broadband, & Rural Development

Committee Members - 9 total: 5 DFL, 4 R

Committee Chair

Sen. Aric Putnam, DFL

Committee Vice Chair

Sen. Robert Kupec, DFL

Republican Lead

Sen. Torrey Westrom, R

Sen. Bruce Anderson, R

Sen. Gary Dahms, R

Sen. Gene Dornick, R

Sen. Heather Gustafson, DFL

Sen. Mary Kunesh, DFL

Sen. Judy Seeberger, DFL

89 bills were referred to the committee:

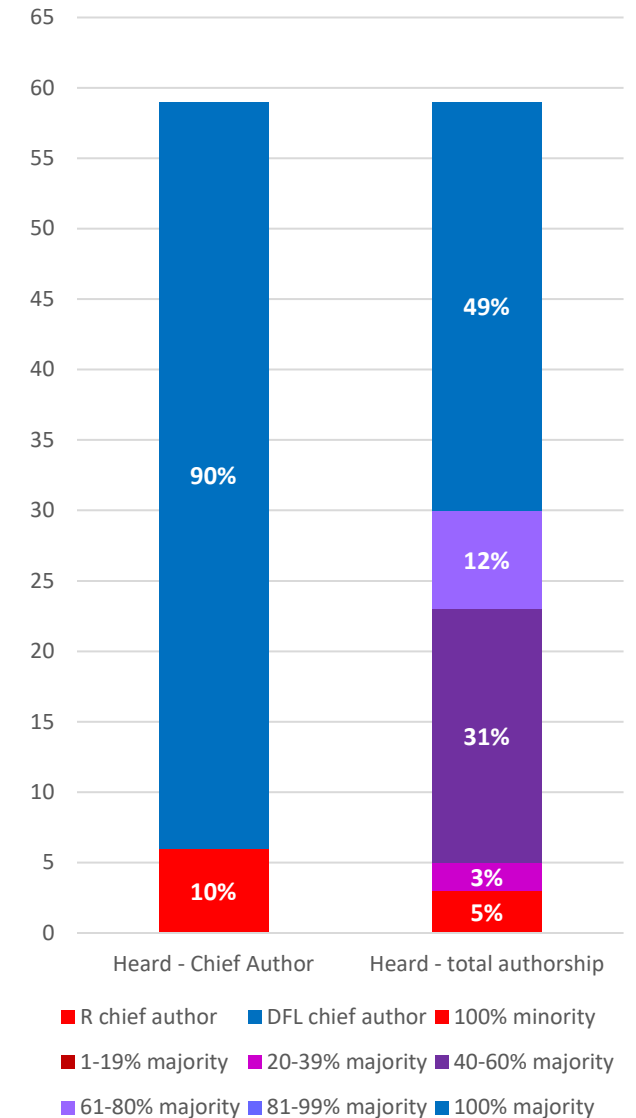
- 72 bills had a chief author from the majority party, and
- 17 bills had a chief author from the minority party.

59 of those bills received a hearing in the committee:

- 53 had a chief author from the majority party, and
- 6 had a chief author from the minority party.

Of the 59 bills that were heard in the committee:

- 29 bills had 100% majority authorship,
- 3 bills had 100% minority authorship, and
- 27 bills that were heard had at least one author of each party.



Capital Investment

Committee Members - 11 total: 6 DFL, 5 R

Committee Chair

Sen. Sandra Pappas, DFL

Committee Vice Chair

Sen. Susan Pha, DFL

Republican Lead

Sen. Karin Housley, R

Sen. D. Scott Dibble, DFL

Sen. Nick Frentz, DFL

Sen. John Jasinski, R

Sen. Zaynab Mohamed, DFL

Sen. Carla Nelson, R

Sen. Eric Pratt, R

Sen. Jordan Rasmusson, R

Sen. Tou Xiong, DFL

614 bills were referred to the committee:

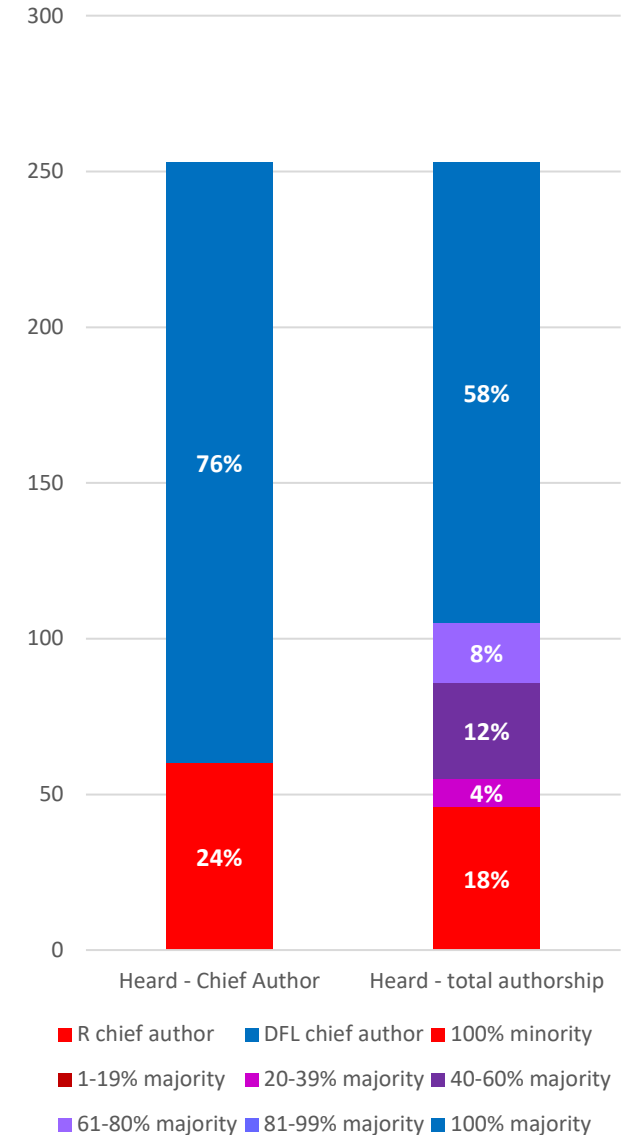
- 344 bills had a chief author from the majority party, and
- 270 bills had a chief author from the minority party.

253 of those bills received a hearing in the committee:

- 193 had a chief author from the majority party, and
- 60 had a chief author from the minority party.

Of the 253 bills that were heard in the committee:

- 148 bills had 100% majority authorship,
- 46 bills had 100% minority authorship, and
- 59 bills that were heard had at least one author of each party.



Commerce and Consumer Protection

Committee Members - 10 total: 6 DFL, 4 R

Committee Chair

Sen. D. Matt Klein, DFL

Committee Vice Chair

Sen. Judy Seeberger, DFL

Republican Lead

Sen. Gary Dahms, R

Sen. Zach Duckworth, R

Sen. Nick Frenz, DFL

Sen. Jeff Howe, R

Sen. Ron Latz, DFL

Sen. Jordan Rasmusson, R

Sen. Melissa Wiklund, DFL

Sen. Tou Xiong, DFL

116 bills were referred to the committee:

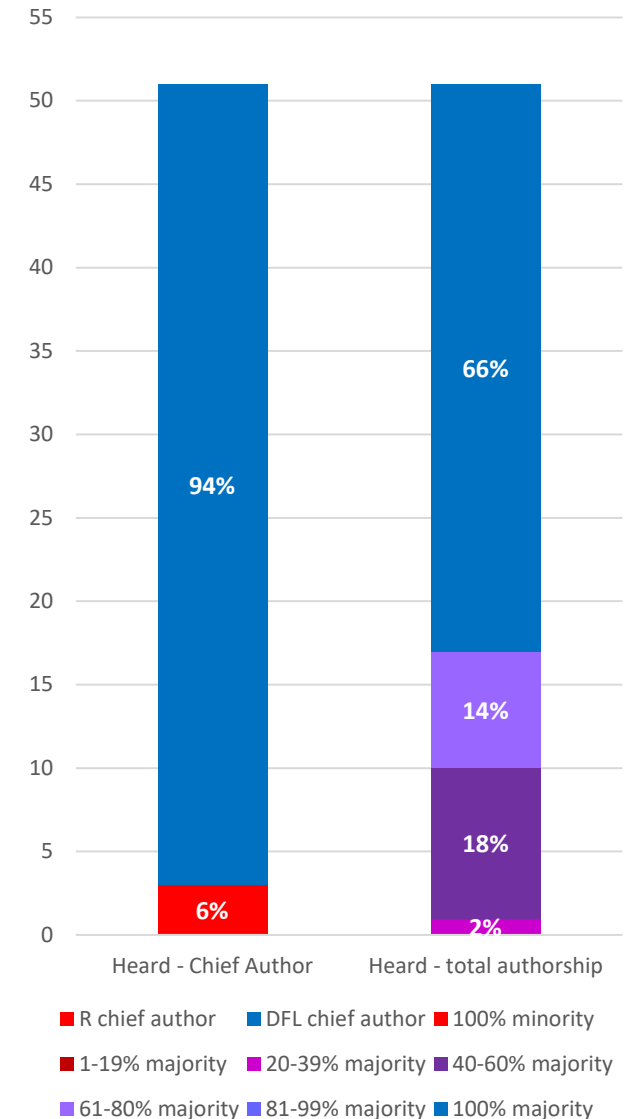
- 88 bills had a chief author from the majority party, and
- 28 bills had a chief author from the minority party.

51 of those bills received a hearing in the committee:

- 48 had a chief author from the majority party, and
- 3 had a chief author from the minority party.

Of the 51 bills that were heard in the committee:

- 34 bills had 100% majority authorship,
- 0 bills had 100% minority authorship, and
- 17 bills that were heard had at least one author of each party.



Education Finance

Committee Members - 10 total: 6 DFL, 4 R

Committee Chair

Sen. Mary Kunesh, DFL

Committee Vice Chair

Sen. Heather Gustafson, DFL

Republican Lead

Sen. Jason Rarick, R

Sen. Steve Cwodzinski, DFL

Sen. Robert Farnsworth, R

Sen. Michael Kreun, R

Sen. Eric Lucero, R

Sen. Erin Maye Quade, DFL

Sen. Clare Oumou Verbeten, DFL

Sen. Bonnie Westlin, DFL

152 bills were referred to the committee:

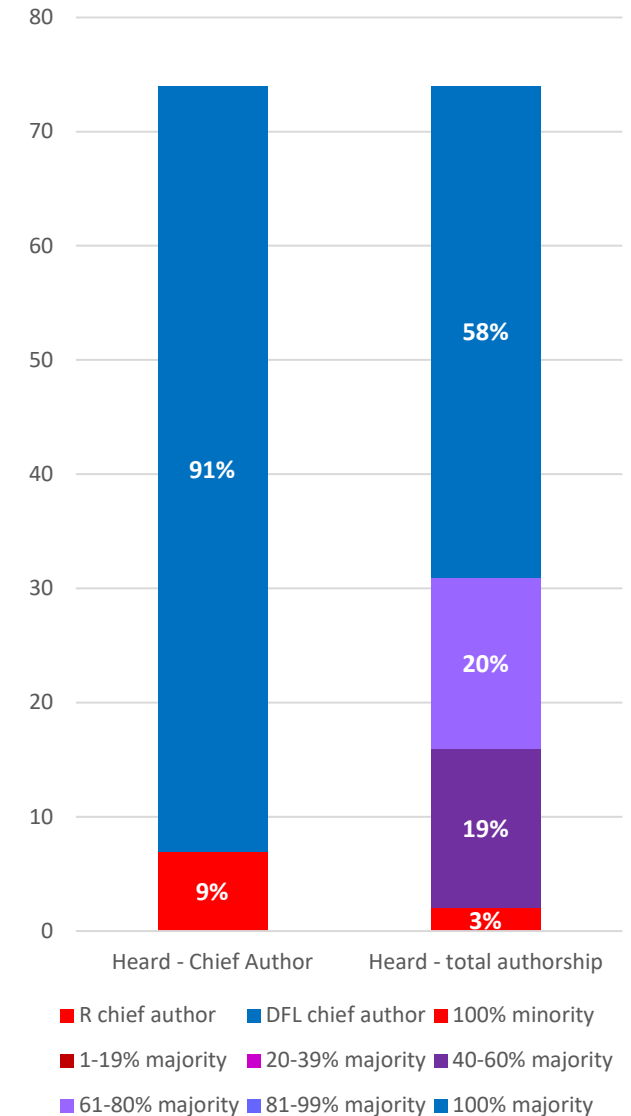
- 128 bills had a chief author from the majority party, and
- 24 bills had a chief author from the minority party.

74 of those bills received a hearing in the committee:

- 67 had a chief author from the majority party, and
- 7 had a chief author from the minority party.

Of the 74 bills that were heard in the committee:

- 43 bills had 100% majority authorship,
- 2 bills had 100% minority authorship, and
- 29 bills that were heard had at least one author of each party.



Education Policy

Committee Members - 10 total: 6 DFL, 4 R

Committee Chair

Sen. Steve Cwodzinski, DFL

Committee Vice Chair

Sen. Erin Maye Quade, DFL

Republican Lead

Sen. Julia Coleman, R

Sen. Jim Abeler, R

Sen. Liz Boldon, DFL

Sen. Zach Duckworth, R

Sen. Grant Hauschild, DFL

Sen. Mary Kunesh, DFL

Sen. Alice Mann, DFL

Sen. Nathan Wesenberg, R

128 bills were referred to the committee:

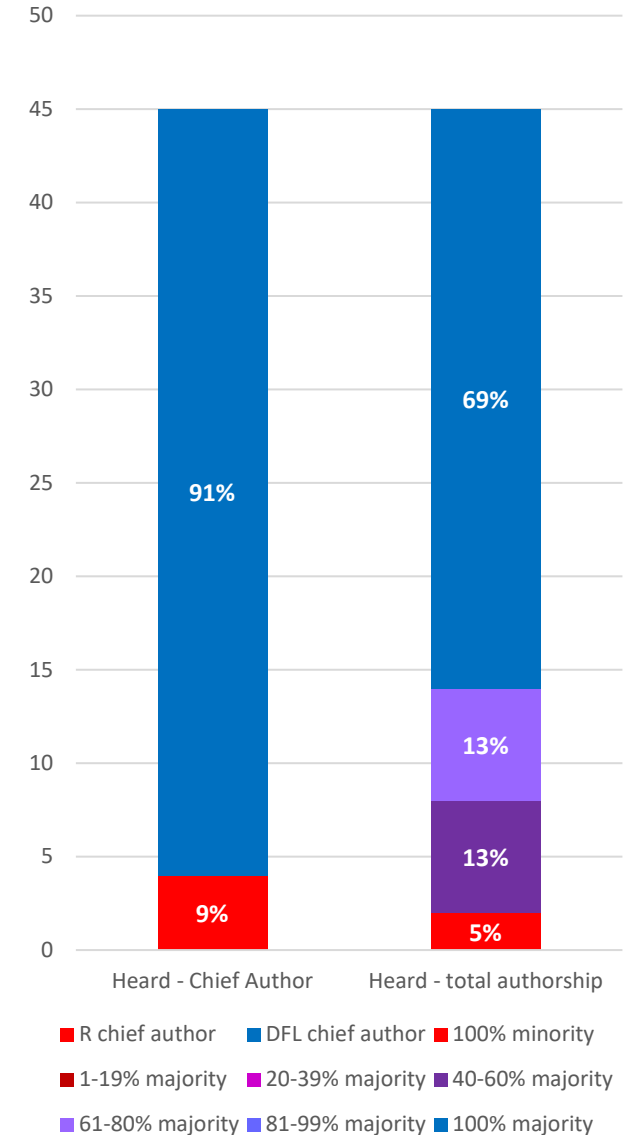
- 81 bills had a chief author from the majority party, and
- 47 bills had a chief author from the minority party.

45 of those bills received a hearing in the committee:

- 41 had a chief author from the majority party, and
- 4 had a chief author from the minority party.

Of the 45 bills that were heard in the committee:

- 31 bills had 100% majority authorship,
- 2 bills had 100% minority authorship, and
- 12 bills that were heard had at least one author of each party.



Elections

Committee Members - 14 total: 8 DFL, 6 R

Committee Chair

Sen. Jim Carlson, DFL

Committee Vice Chair

Sen. Bonnie Westlin, DFL

Republican Lead

Sen. Mark Koran, R

Sen. Bruce Anderson, R

Sen. Calvin Bahr, R

Sen. Liz Boldon, DFL

Sen. Steve Cwodzinski, DFL

Sen. Gene Dornick, R

Sen. Warren Limmer, R

Sen. John Marty, DFL

Sen. Andrew Mathews, R

Sen. Nicole Mitchell, DFL

Sen. Lindsey Port, DFL

Sen. Ann Rest, DFL

78 bills were referred to the committee:

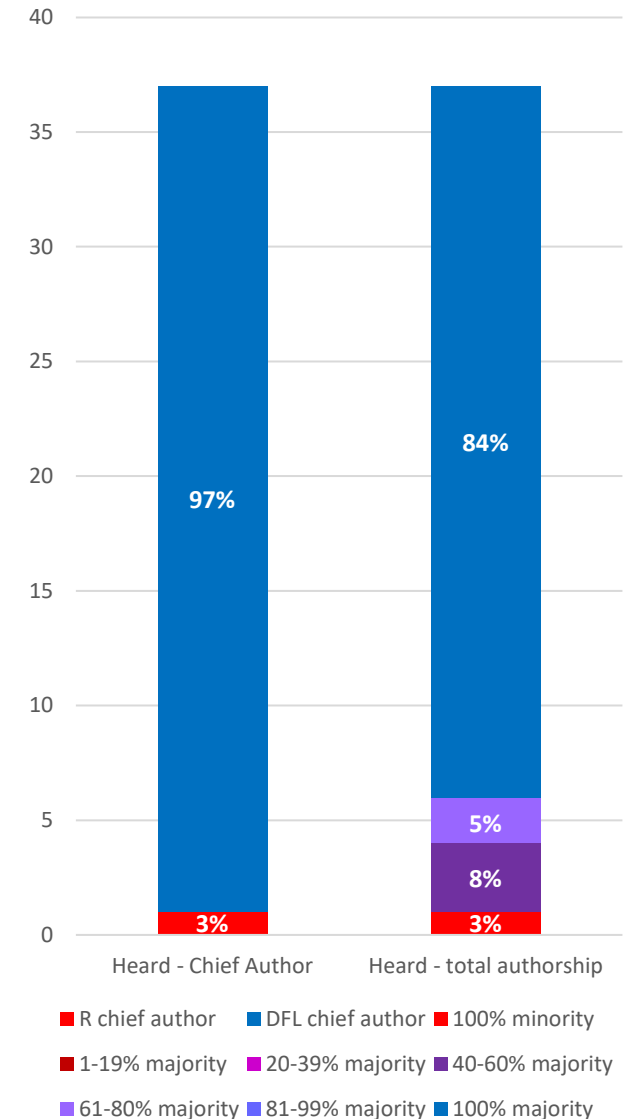
- 48 bills had a chief author from the majority party, and
- 30 bills had a chief author from the minority party.

37 of those bills received a hearing in the committee:

- 36 had a chief author from the majority party, and
- 1 had a chief author from the minority party.

Of the 37 bills that were heard in the committee:

- 31 bills had 100% majority authorship,
- 1 bill had 100% minority authorship, and
- 5 bills that were heard had at least one author of each party.



Energy, Utilities, Environment, and Climate

Committee Members - 14 total: 8 DFL, 6 R

Committee Chair

Sen. Nick Frentz, DFL

Committee Vice Chair

Sen. Tou Xiong, DFL

Republican Lead

Sen. Andrew Mathews, R

Sen. D. Scott Dibble, DFL

Sen. Steve Green, R

Sen. Glenn Gruenhagen, R

Sen. John Hoffman, DFL

Sen. Matt Klein, DFL

Sen. Eric Lucero, R

Sen. Jennifer McEwen, DFL

Sen. Nicole Mitchell, DFL

Sen. Lindsey Port, DFL

Sen. Jason Rarick, R

Sen. Bill Weber, R

262 bills were referred to the committee:

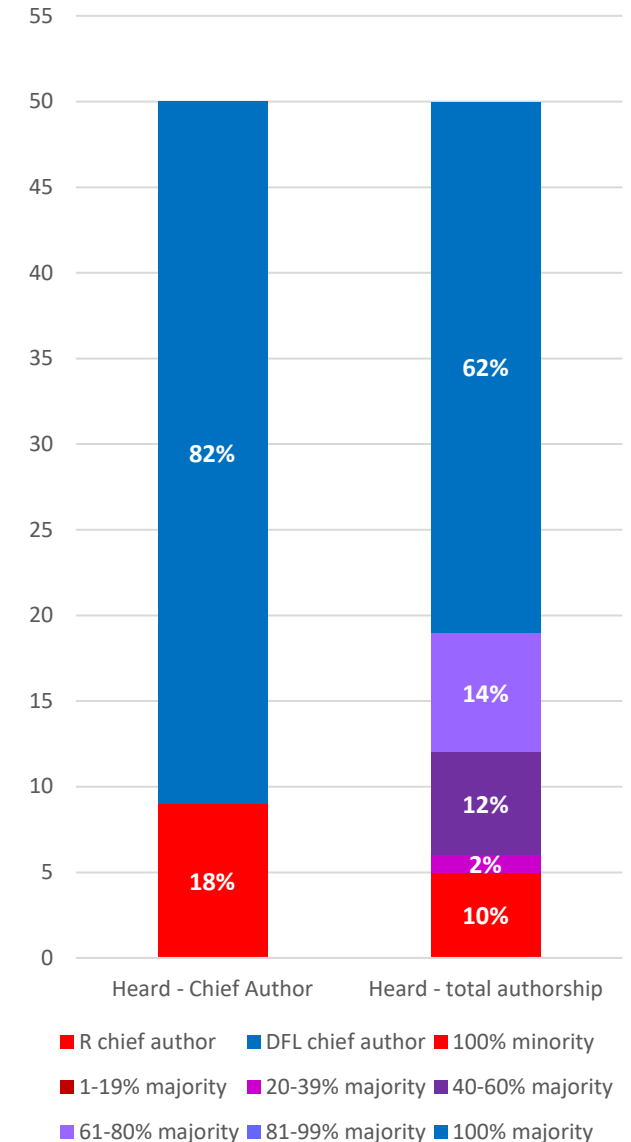
- 120 bills had a chief author from the majority party, and
- 142 bills had a chief author from the minority party.

50 of those bills had received a hearing in the committee:

- 41 had a chief author from the majority party, and
- 9 had a chief author from the minority party.

Of the 50 bills that were heard in the committee:

- 31 bills had 100% majority authorship,
- 5 bills had 100% minority authorship, and
- 14 bills that were heard had at least one author of each party.



Environment, Climate, and Legacy

Committee Members - 10 total: 6 DFL, 4 R

Committee Chair

Sen. Fong Hawj, DFL

Committee Vice Chair

Sen. Jennifer McEwen, DFL

Republican Lead

Sen. Justin Eichorn, R

Sen. Steve Green, R

Sen. Grant Hauschild, DFL

Sen. John Hoffman, DFL

Sen. Mary Kunesh, DFL

Sen. Andrew Lang, R

Sen. Kelly Morrison, DFL

Sen. Nathan Wesenberg, R

256 bills were referred to the committee:

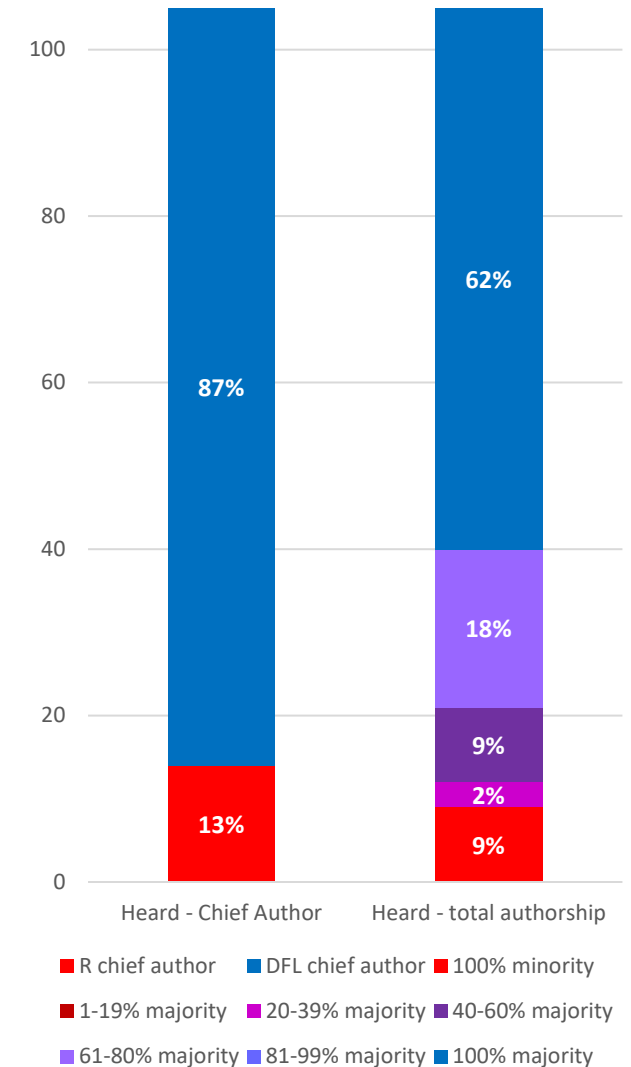
- 180 bills had a chief author from the majority party, and
- 76 bills had a chief author from the minority party.

105 of those bills received a hearing in the committee:

- 91 had a chief author from the majority party, and
- 14 had a chief author from the minority party.

Of the 105 bills that were heard in the committee:

- 65 bills had 100% majority authorship,
- 9 bills had 100% minority authorship, and
- 31 bills that were heard had at least one author of each party.



Finance

Committee Members - 12 total: 7 DFL, 5 R

Committee Chair

Sen. John Marty, DFL

Committee Vice Chair

Sen. Nick Frenzt, DFL

Republican Lead

Sen. Eric Pratt, R

Sen. Bobby Joe Champion, DFL

Sen. Gary Dahms, R

Sen. Rich Draheim, R

Sen. Justin Eichorn, R

Sen. Zaynab Mohamed, DFL

Sen. Erin Murphy, DFL

Sen. Sandra Pappas, DFL

Sen. Torrey Westrom, R

Sen. Melissa Wiklund, DFL

133 bills were referred to the committee:

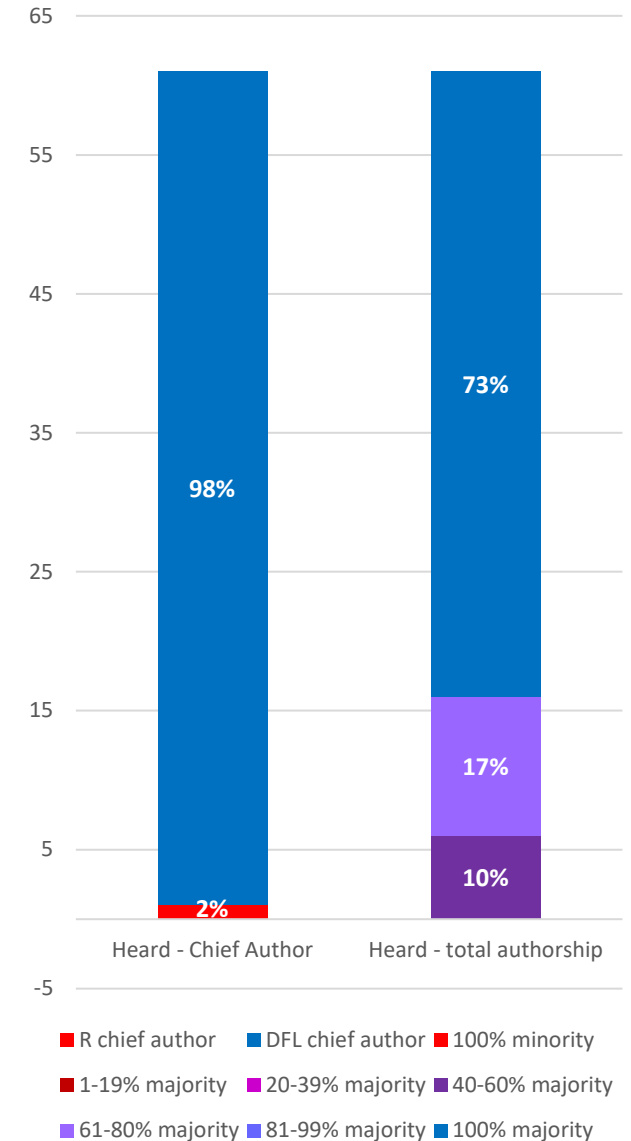
- 123 bills had a chief author from the majority party, and
- 10 bills had a chief author from the minority party.

60 of those bills received a hearing in the committee:

- 59 had a chief author from the majority party, and
- 1 had a chief author from the minority party.

Of the 60 bills that were heard in the committee:

- 44 bills had 100% majority authorship,
- 0 bills had 100% minority authorship, and
- 16 bills that were heard had at least one author of each party.



Health and Human Services

Committee Members - 9 total: 6 DFL, 3 R

Committee Chair

Sen. Melissa Wiklund, DFL

Committee Vice Chair

Sen. Alice Mann, DFL

Republican Lead

Sen. Paul Utke, R

Sen. Jim Ablor, R

Sen. Liz Boldon, DFL

Sen. John Hoffman, DFL

Sen. Robert Kupec, DFL

Sen. Bill Lieske, R

Sen. Kelly Morrison, DFL

382 bills were referred to the committee:

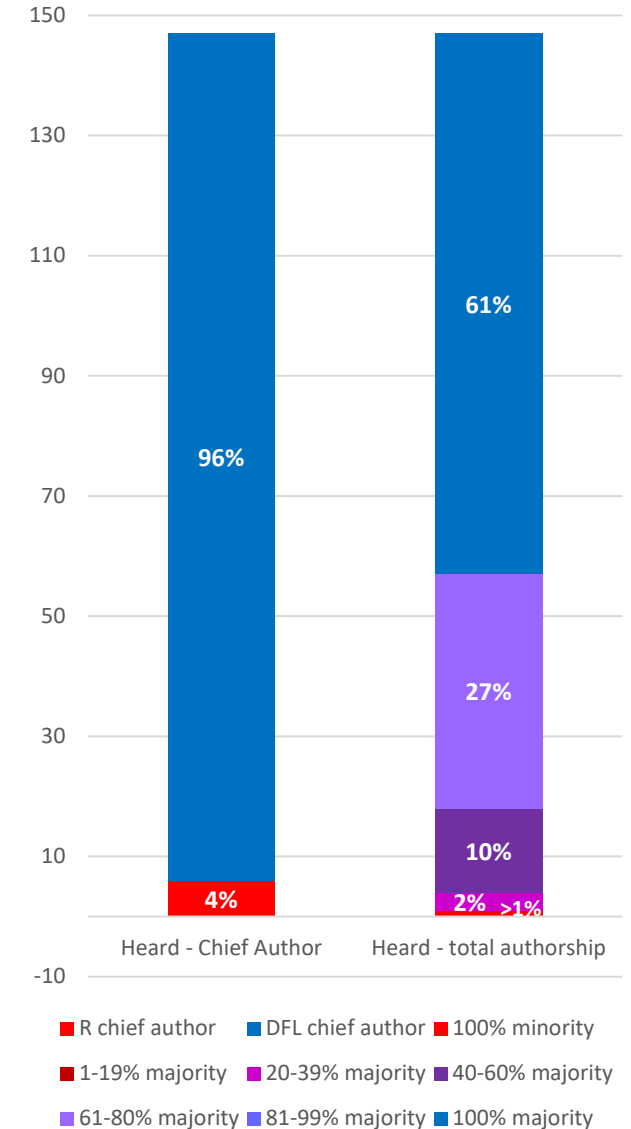
- 290 bills had a chief author from the majority party, and
- 92 bills had a chief author from the minority party.

147 of those bills received a hearing in the committee:

- 141 had a chief author from the majority party, and
- 6 had a chief author from the minority party.

Of the 147 bills that were heard in the committee:

- 90 bills had 100% majority authorship,
- 1 bill had 100% minority authorship, and
- 56 bills that were heard had at least one author of each party.



Higher Education

Committee Members - 8 total: 5 DFL, 3 R

Committee Chair

Sen. Omar Fateh, DFL

Committee Vice Chair

Sen. Aric Putnam, DFL

Republican Lead

Sen. Zach Duckworth, R

Sen. Robert Farnsworth, R

Sen. Robert Kupec, DFL

Sen. Erin Murphy, DFL

Sen. Clare Oumou Verbeten, DFL

Sen. Jason Rarick, R

65 bills were referred to the committee:

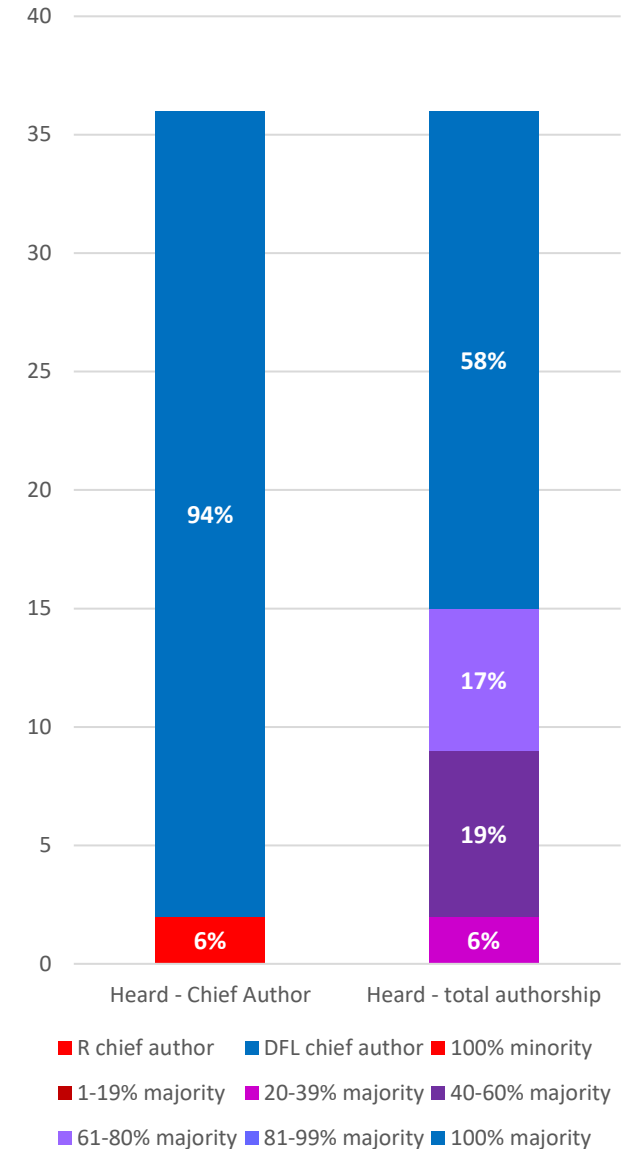
- 48 bills had a chief author from the majority party, and
- 17 bills had a chief author from the minority party.

36 of those bills received a hearing in the committee:

- 34 had a chief author from the majority party, and
- 2 had a chief author from the minority party.

Of the 36 bills that were heard in the committee:

- 21 bills had 100% majority authorship,
- 0 bills had 100% minority authorship, and
- 15 bills that were heard had at least one author of each party.



Housing & Homelessness Prevention

Committee Members - 8 total: 5 DFL, 3 R

Committee Chair

Sen. Lindsey Port, DFL

Committee Vice Chair

Sen. Liz Boldon, DFL

Republican Lead

Sen. Eric Lucero, R

Sen. Rich Draheim, R

Sen. Karin Housley, R

Sen. Zaynab Mohamed, DFL

Sen. Susan Pha, DFL

Sen. Ann Rest, DFL

82 bills were referred to the committee:

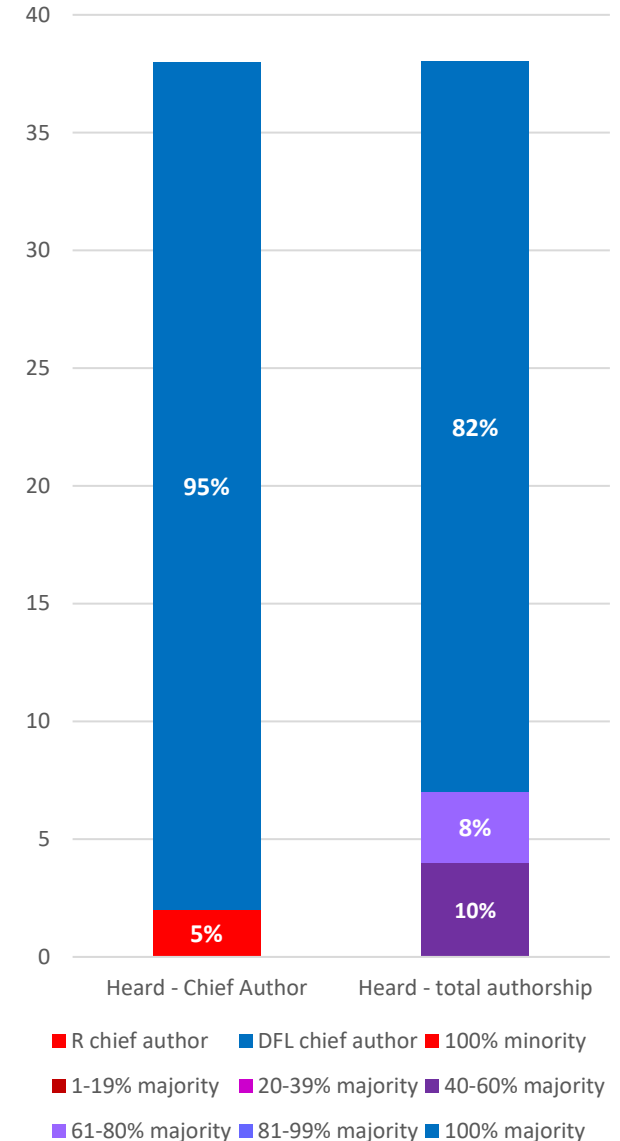
- 75 bills had a chief author from the majority party, and
- 7 bills had a chief author from the minority party.

38 of those bills received a hearing in the committee:

- 36 had a chief author from the majority party, and
- 2 had a chief author from the minority party.

Of the 38 bills that were heard in the committee:

- 31 bills had 100% majority authorship,
- 0 bills had 100% minority authorship, and
- 7 bills that were heard had at least one author of each party.



Human Services

Committee Members - 10 total: 6 DFL, 4 R

Committee Chair

Sen. John Hoffman, DFL

Committee Vice Chair

Sen. Omar Fateh, DFL

Republican Lead

Sen. Jim Abeler, R

Sen. Alice Mann, DFL

Sen. Andrew Matthews, R

Sen. Erin Maye Quade, DFL

Sen. Nicole Mitchell, DFL

Sen. Jordan Rasmusson, R

Sen. Paul Utke, R

Sen. Melissa Wiklund, DFL

112 bills were referred to the committee:

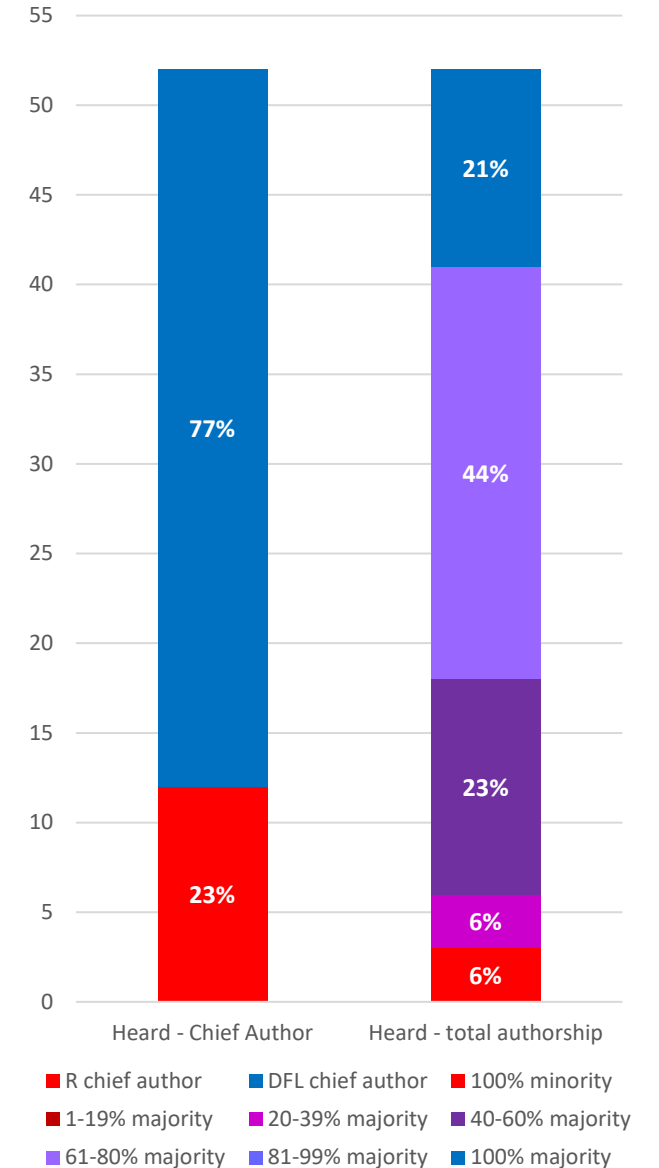
- 85 bills had a chief author from the majority party, and
- 27 bills had a chief author from the minority party.

52 of those bills had received a hearing in the committee:

- 40 had a chief author from the majority party, and
- 12 had a chief author from the minority party.

Of the 52 bills that were heard in the committee:

- 11 bills had 100% majority authorship,
- 3 bills had 100% minority authorship, and
- 38 bills that were heard had at least one author of each party.



Jobs and Economic Development

Committee Members - 9 total: 5 DFL, 4 R

Committee Chair

Sen. Bobby Joe Champion, DFL

Committee Vice Chair

Sen. Zaynab Mohamed, DFL

Republican Lead

Sen. Rich Draheim, R

Sen. Heather Gustafson, DFL

Sen. Fong Hawj, DFL

Sen. Karin Housley, R

Sen. Carla Nelson, R

Sen. Eric Pratt, R

Sen. Aric Putnam, DFL

148 bills were referred to the committee:

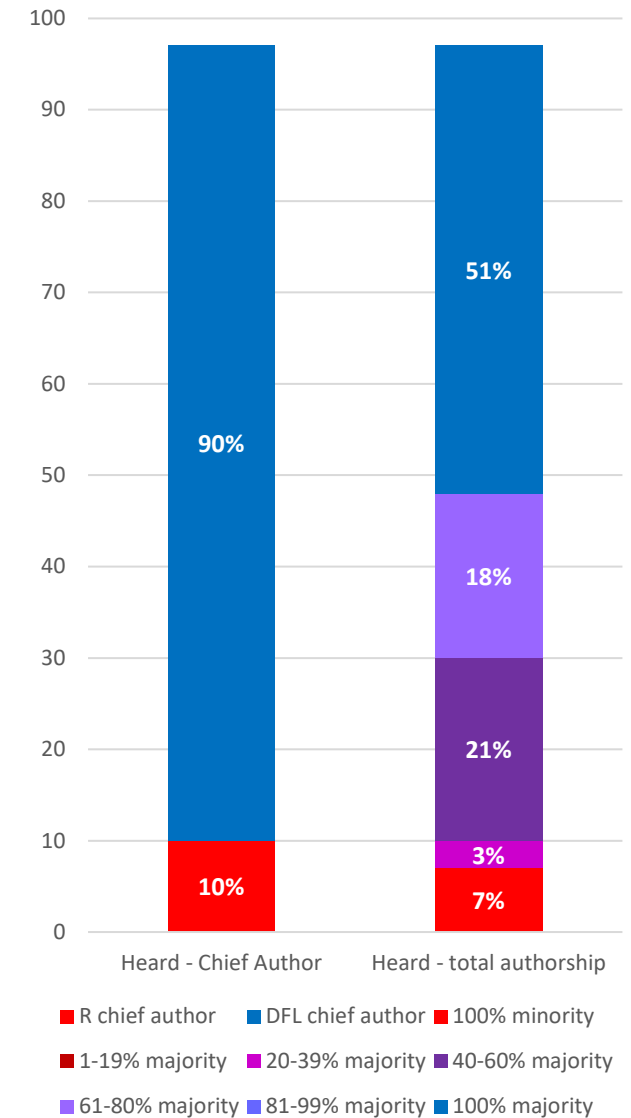
- 125 bills had a chief author from the majority party, and
- 23 bills had a chief author from the minority party.

97 of those bills received a hearing in the committee:

- 87 had a chief author from the majority party, and
- 10 had a chief author from the minority party.

Of the 97 bills that were heard in the committee:

- 49 bills had 100% majority authorship,
- 7 bills had 100% minority authorship, and
- 41 bills that were heard had at least one author of each party.



Judiciary and Public Safety

Committee Members - 10 total: 6 DFL, 4 R

Committee Chair

Sen. Ron Latz, DFL

Committee Vice Chair

Sen. Clare Oumou Verbeten, DFL

Republican Lead

Sen. Warren Limmer, R

Sen. Jim Carlson, DFL

Sen. Justin Eichorn, R

Sen. Jeff Howe, R

Sen. Michael Kreun, R

Sen. Sandy Pappas, DFL

Sen. Judy Seeberger, DFL

Sen. Bonnie Westlin, DFL

457 bills were referred to the committee:

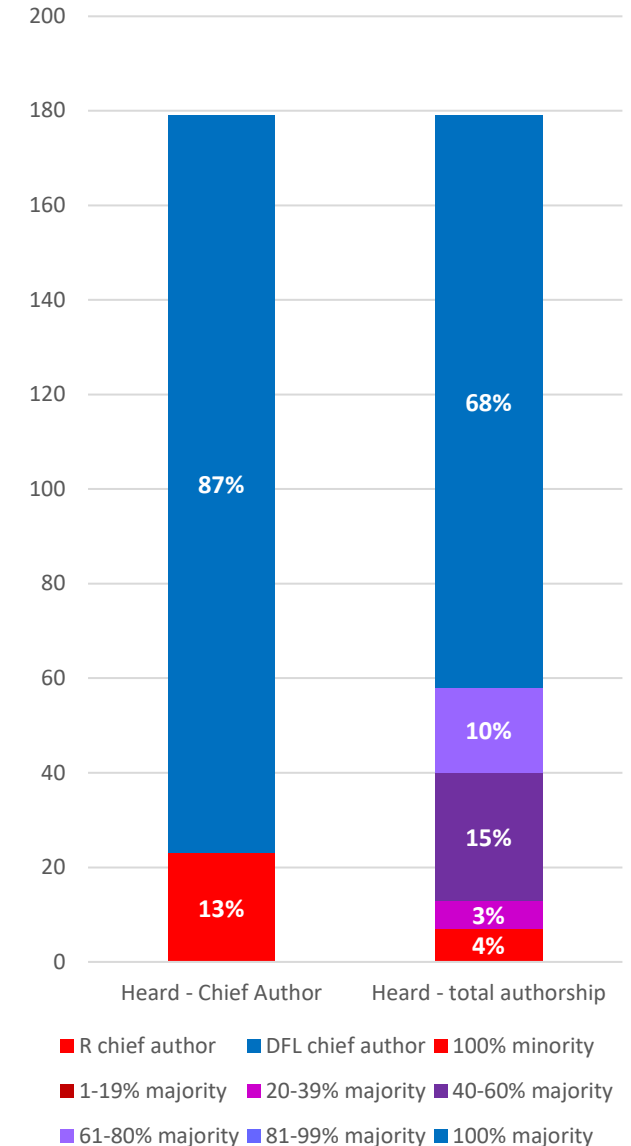
- 309 bills had a chief author from the majority party, and
- 148 bills had a chief author from the minority party.

179 of those bills received a hearing in the committee:

- 156 had a chief author from the majority party, and
- 23 had a chief author from the minority party.

Of the 179 bills that were heard in the committee:

- 121 bills had 100% majority authorship,
- 7 bills had 100% minority authorship, and
- 51 bills that were heard had at least one author of each party.



Labor

Committee Members - 10 total: 6 DFL, 4 R

Committee Chair

Sen. Jennifer McEwen, DFL

Committee Vice Chair

Sen. Grant Hauschild, DFL

Republican Lead

Sen. Gene Dornick, R

Sen. Glenn Gruenhagen, R

Sen. Robert Kupec, DFL

Sen. Bill Lieske, R

Sen. John Marty, DFL

Sen. Clare Oumou Verbeten, DFL

Sen. Sandra Pappas, DFL

Sen. Nathan Wesenberg, R

56 bills were referred to the committee:

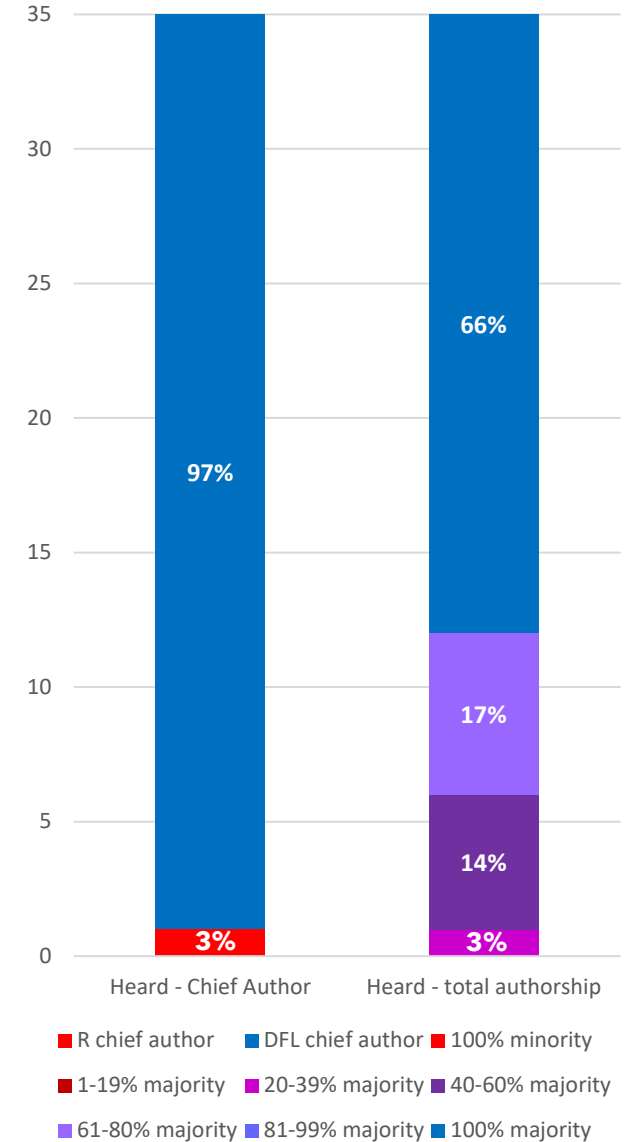
- 41 bills had a chief author from the majority party, and
- 15 bills had a chief author from the minority party.

35 of those bills received a hearing in the committee:

- 34 had a chief author from the majority party, and
- 1 had a chief author from the minority party.

Of the 35 bills that were heard in the committee:

- 23 bills had 100% majority authorship,
- 0 bills had 100% minority authorship, and
- 12 bills that were heard had at least one author of each party.



State & Local Government and Veterans

Committee Members - 14 total: 8 DFL, 6 R

Committee Chair

Sen. Erin Murphy, DFL

Committee Vice Chair

Sen. Nicole Mitchell, DFL

Republican Lead

Sen. Bruce Anderson, R

Sen. Calvin Bahr, R

Sen. Jim Carlson, DFL

Sen. Steve Cwodzinski, DFL

Sen. Steve Drazkowski, R

Sen. Omar Fateh, DFL

Sen. Heather Gustafson, DFL

Sen. John Jasinski, R

Sen. Mark Koran, R

Sen. Andrew Lang, R

Sen. Erin Maye Quade, DFL

Sen. Kelly Morrison, DFL

296 bills were referred to the committee:

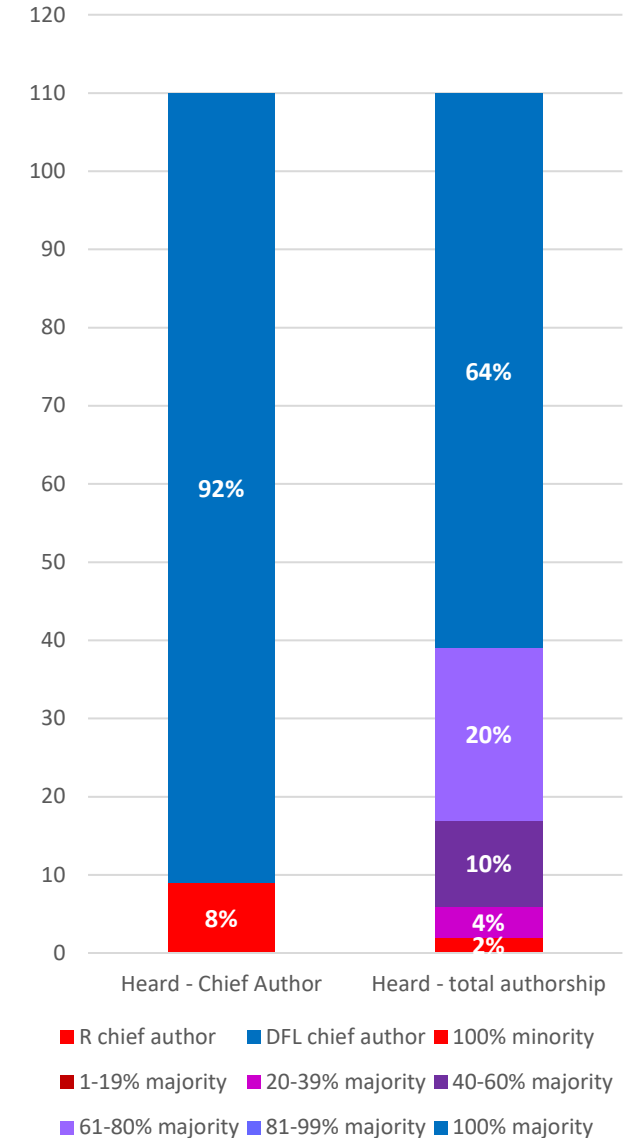
- 191 bills had a chief author from the majority party, and
- 105 bills had a chief author from the minority party.

110 of those bills received a hearing in the committee:

- 101 had a chief author from the majority party, and
- 9 had a chief author from the minority party.

Of the 110 bills that were heard in the committee:

- 71 bills had 100% majority authorship,
- 2 bills had 100% minority authorship, and
- 37 bills that were heard had at least one author of each party.



Taxes

Committee Members - 10 total: 6 DFL, 4 R

Committee Chair

Sen. Ann Rest, DFL

Committee Vice Chair

Sen. Matt Klein, DFL

Republican Lead

Sen. Bill Weber, R

Sen. D. Scott Dibble, DFL

Sen. Steve Drazkowski, R

Sen. Kari Dziedzic, DFL

Sen. Grant Hauschild, DFL

Sen. Jeremy Miller, R

Sen. Carla Nelson, R

Sen. Aric Putnam, DFL

353 bills were referred to the committee:

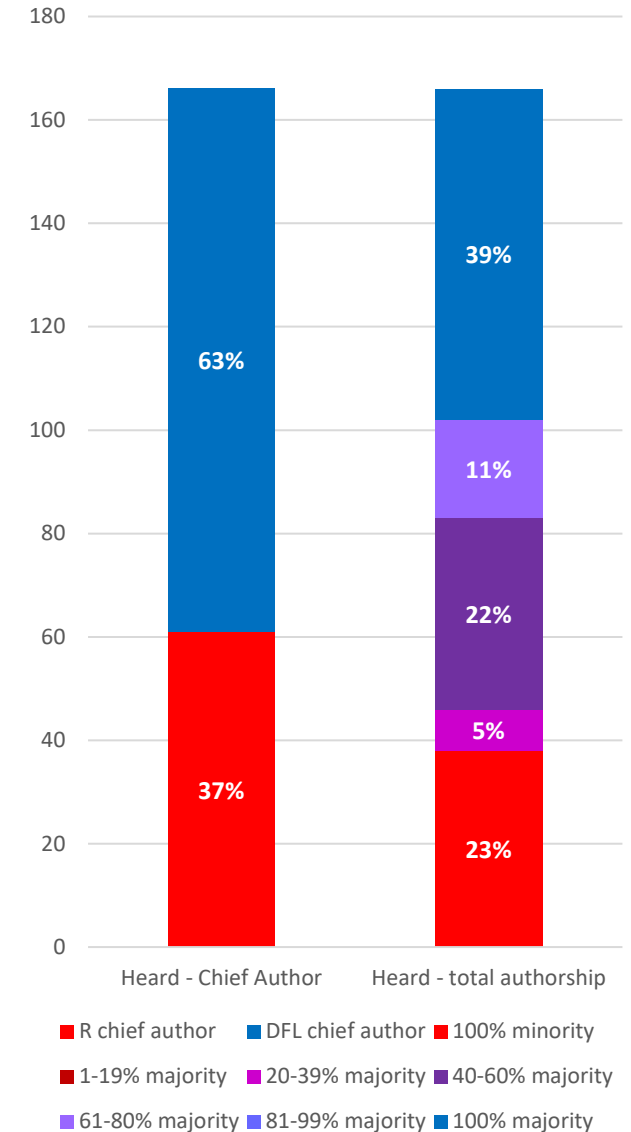
- 163 bills had a chief author from the majority party, and
- 190 bills had a chief author from the minority party.

166 of those bills received a hearing in the committee:

- 105 had a chief author from the majority party, and
- 61 had a chief author from the minority party.

Of the 166 bills that were heard in the committee:

- 64 bills had 100% majority authorship,
- 38 bills had 100% minority authorship, and
- 64 bills that were heard had at least one author of each party.



Transportation

Committee Members - 10 total: 6 DFL, 4 R

Committee Chair

Sen. D. Scott Dibble, DFL

Committee Vice Chair

Sen. Kelly Morrison, DFL

Republican Lead

Sen. John Jasinski, R

Sen. Jim Carlson, DFL

Sen. Julie Coleman, R

Sen. FOUNG Hawj, DFL

Sen. Jeff Howe, R

Sen. Andrew Lang, R

Sen. Jennifer McEwen, DFL

Sen. Lindsey Port, DFL

265 bills were referred to the committee:

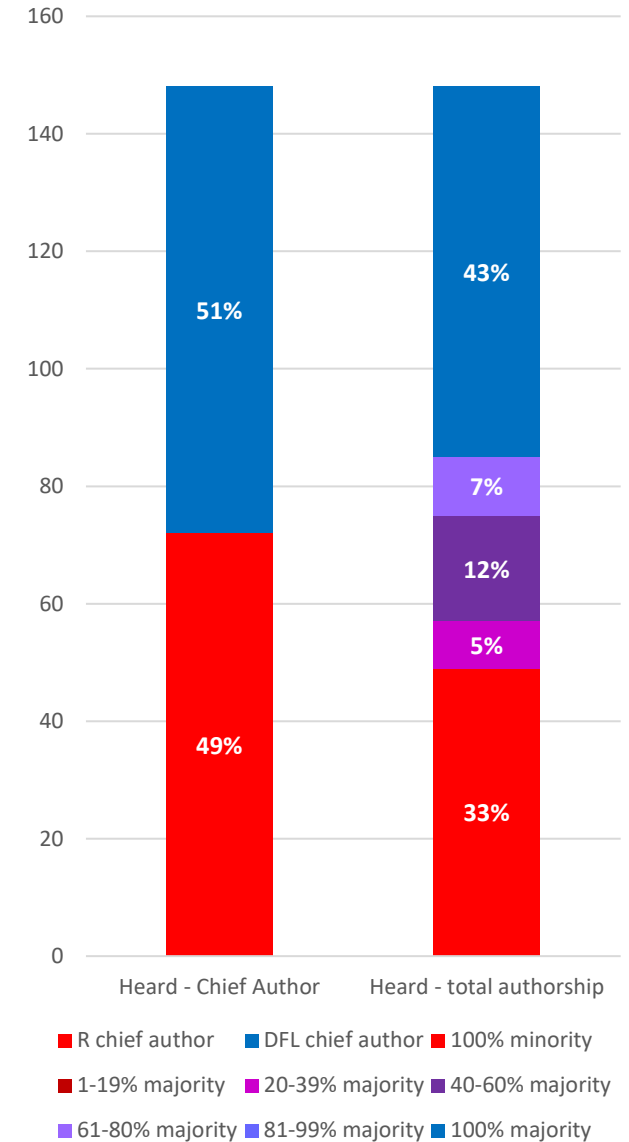
- 122 bills had a chief author from the majority party, and
- 143 bills had a chief author from the minority party.

148 of those bills received a hearing in the committee:

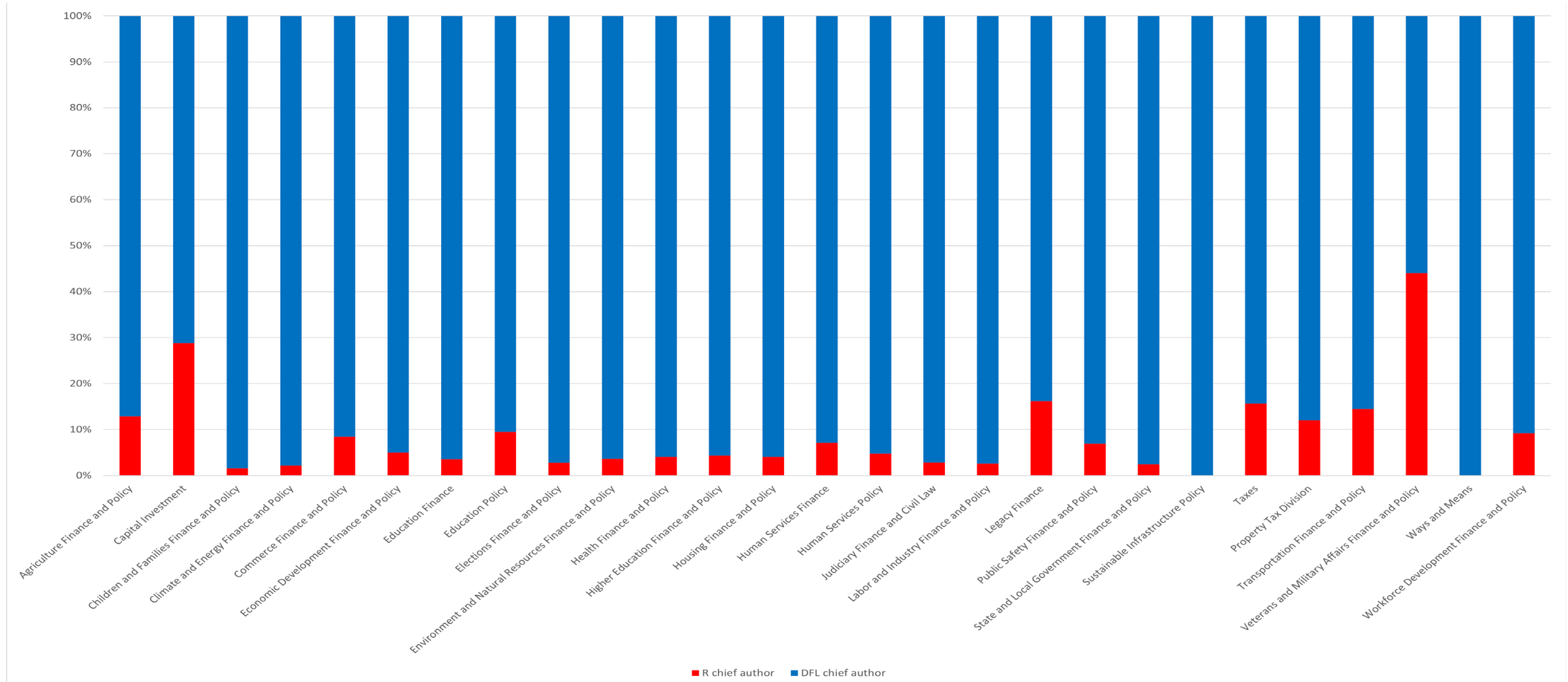
- 76 had a chief author from the majority party, and
- 72 had a chief author from the minority party.

Of the 148 bills that were heard in the committee:

- 63 bills had 100% majority authorship,
- 49 bills had 100% minority authorship, and
- 36 bills that were heard had at least one author of each party.

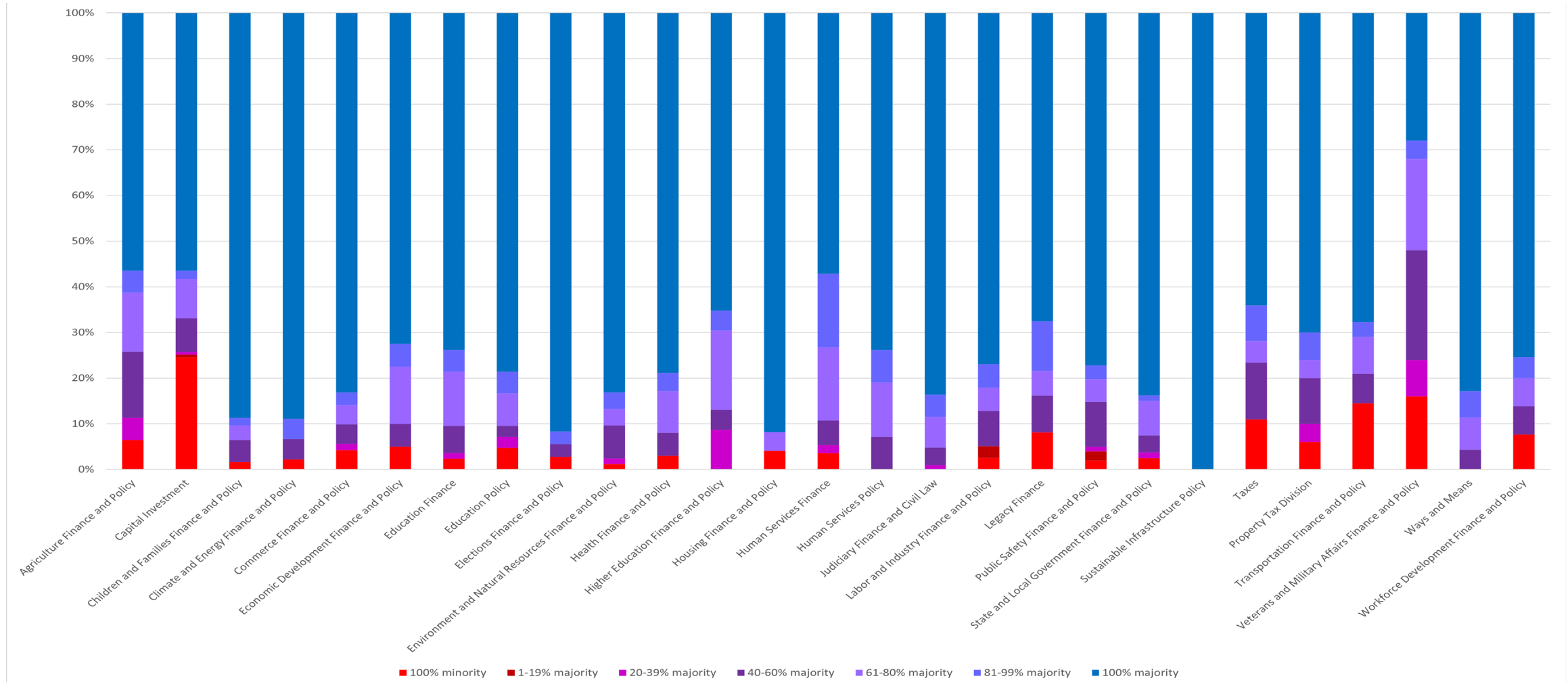


House Bill Hearings By Chief Authorship



■ R chief author ■ DFL chief author

House Bill Hearings By Total Authorship



Agriculture Finance and Policy

Committee Members - 13 total: 8 DFL, 5 R

Committee Chair

Rep. Samantha Vang, DFL

Committee Vice Chair

Rep. Kristi Pursell, DFL

Republican Lead

Rep. Paul Anderson, R

Rep. John Burkel, R

Rep. Ethan Cha, DFL

Rep. Luke Frederick, DFL

Rep. Rick Hansen, DFL

Rep. Bobbie Harder R

Rep. Steven Jacob, R

Rep. Nathan Nelson, R

Rep. Lucy Rehm, DFL

Rep. Samantha Sencer-Mura, DFL

Rep. Brad Tabke, DFL

102 bills were referred to the committee:

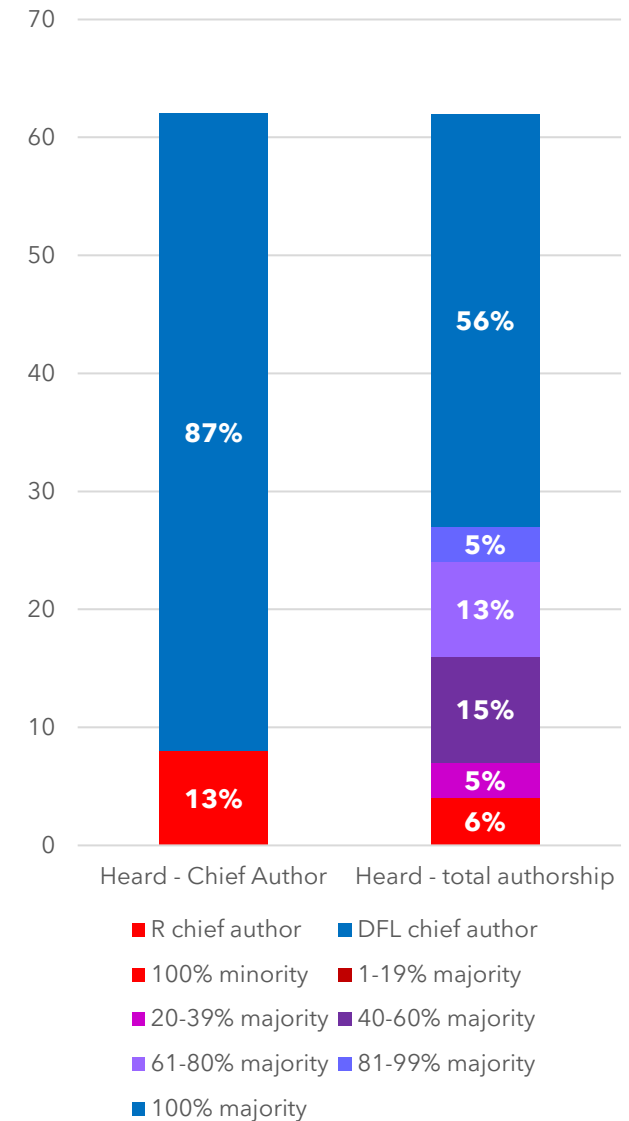
- 77 bills had a chief author from the majority party, and
- 25 bills had a chief author from the minority party.

62 of those bills received a hearing in the committee:

- 54 had a chief author from the majority party, and
- 8 had a chief author from the minority party.

Of the 62 bills that were heard in the committee:

- 35 bills had 100% majority authorship,
- 4 bills had 100% minority authorship, and
- 23 bills that were heard had at least one author of each party.



Capital Investment

Committee Members - 17 total: 10 DFL, 7 R

Committee Chair

Rep. Fue Lee, DFL

Committee Vice Chair

Rep. Liz Reyer, DFL

Republican Lead

Rep. Dean Urdahl, R

Rep. Ned Carroll, DFL

Rep. Marj Fogelman, R

Rep. Mary Franson, R

Rep. Matt Grossell, R

Rep. Rick Hansen, DFL

Rep. Samakab Hussein, DFL

Rep. Alicia Kozlowski, DFL

Rep. Leon Lillie, DFL

Rep. Andrew Myers, R

Rep. Gene Pelowski, DFL

Rep. Roger Skraba, R

Rep. Nolan West, R

Rep. Dan Wolgamott, DFL

Rep. Jay Xiong, DFL

639 bills were referred to the committee:

- 330 bills had a chief author from the majority party, and
- 309 bills had a chief author from the minority party.

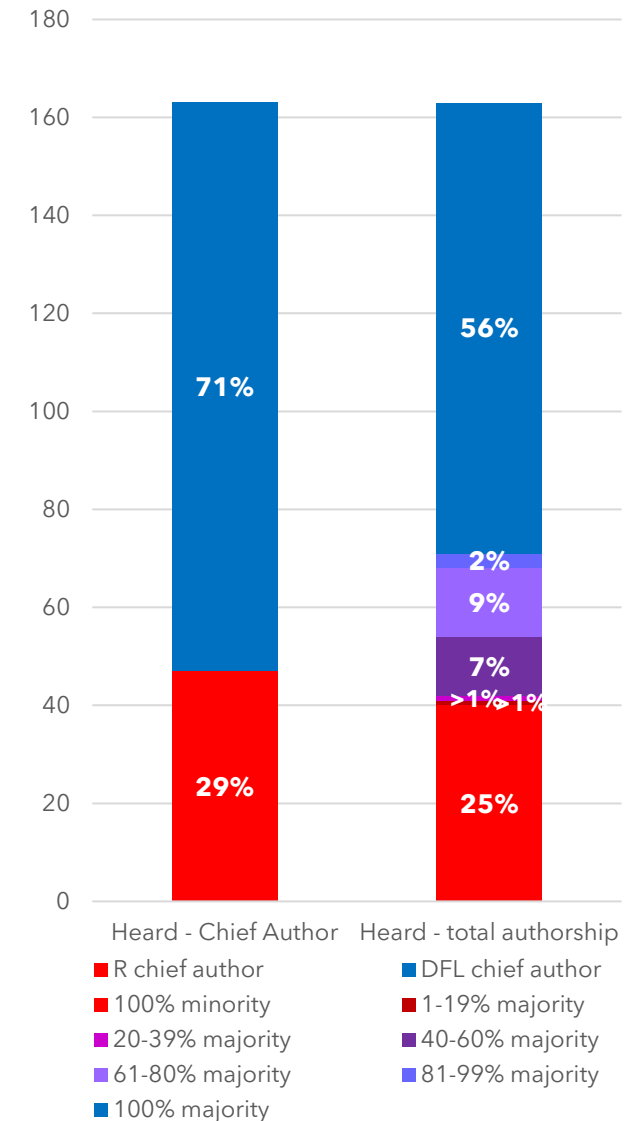
163 of those bills received a hearing in the committee:

- 116 had a chief author from the majority party, and
- 47 had a chief author from the minority party.

Of the 163 bills that were heard in the committee:

- 92 bills had 100% majority authorship,
- 40 bills had 100% minority authorship, and
- 31 bills that were heard had at least one author of each party.

(*Note – 2 of these bills were informational hearings of bills that hadn't been officially referred to the committee. They did have hearings, so we included them in this analysis.)



Children and Families Finance and Policy

Committee Members - 15 total: 9 DFL, 6 R

Committee Chair

Rep. Dave Pinto, DFL

Committee Vice Chair

Rep. Heather Keeler, DFL

Republican Lead

Rep. Brian Daniels, R

Rep. Matt Bliss, R

Rep. Nathan Coulter, DFL

Rep. Ben Davis, R

Rep. Jessica Hanson, DFL

Rep. Amanda Hemmingsen-Jaeger, DFL

Rep. Kim Hicks, DFL

Rep. Walter Hudson, R

Rep. Carlie Kotyza-Witthuhn, DFL

Rep. Liz Lee, DFL

Rep. Nathan Nelson, R

Rep. María Isa Pérez-Vega, DFL

Rep. Natalie Zeleznikar, R

88 bills were referred to the committee:

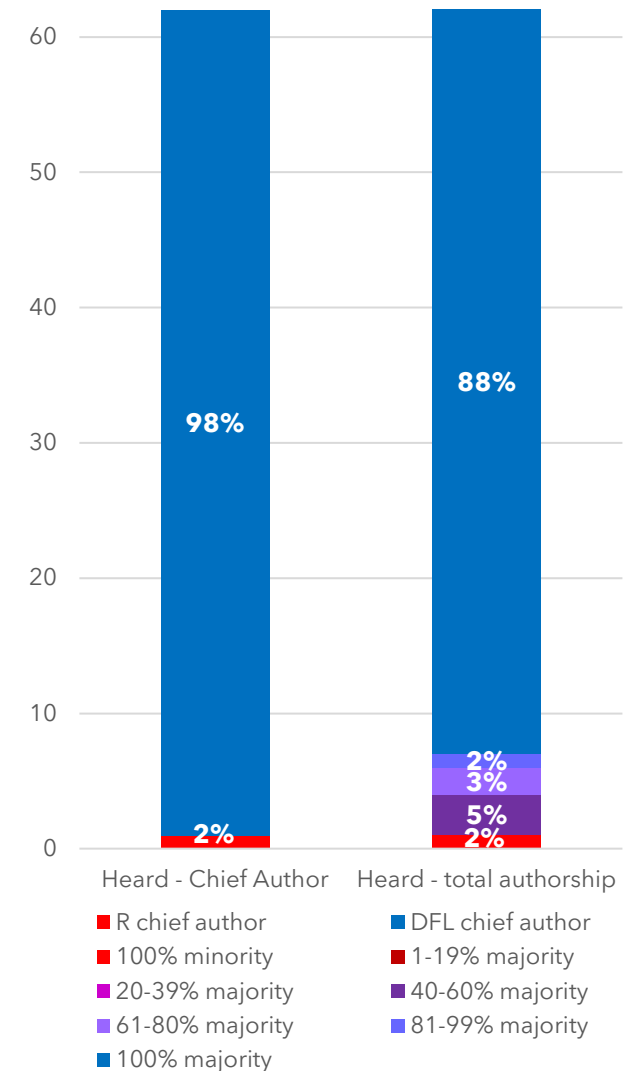
- 82 bills had a chief author from the majority party, and
- 6 bills had a chief author from the minority party.

62 of those bills received a hearing in the committee:

- 61 had a chief author from the majority party, and
- 1 had a chief author from the minority party.

Of the 62 bills that were heard in the committee:

- 55 bills had 100% majority authorship,
- 1 bill had 100% minority authorship, and
- 6 bills that were heard had at least one author of each party.



Climate and Energy Finance and Policy

Committee Members - 17 total: 10 DFL, 7 R

Committee Chair

Rep. Patty Acomb, DFL

Committee Vice Chair

Rep. Larry Kraft, DFL

Republican Lead

Rep. Chris Swedzinski, R

Rep. Pam Altendorf, R

Rep. Robert Bierman, DFL

Rep. Ned Carroll, DFL

Rep. Ben Davis, R

Rep. Pat Garofalo, R

Rep. Amanda Hemmingsen-Jaeger, DFL

Rep. Athena Hollins, DFL

Rep. Frank Hornstein, DFL

Rep. Spencer Igo, R

Rep. Shane Mekeland, R

Rep. Jerry Newton, DFL

Rep. Marion (O'Neill) Rarick, R

Rep. Lucy Rehm, DFL

Rep. Zack Stephenson, DFL

83 bills were referred to the committee:

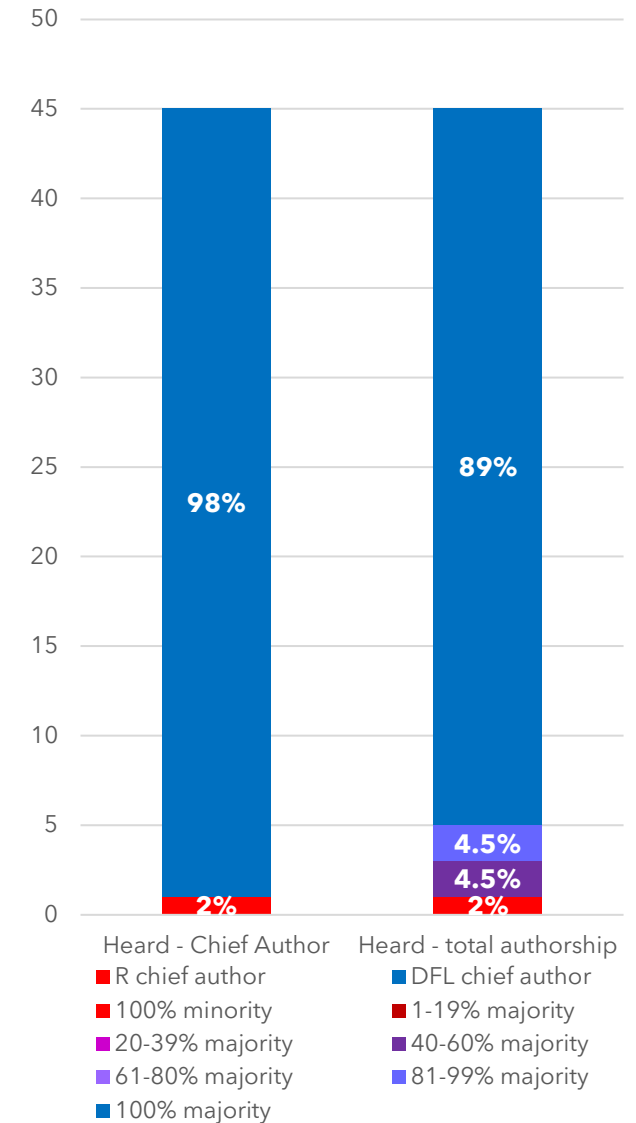
- 63 bills had a chief author from the majority party, and
- 20 bills had a chief author from the minority party.

45 of those bills received a hearing in the committee:

- 44 had a chief author from the majority party, and
- 1 had a chief author from the minority party.

Of the 58 bills that were heard in the committee:

- 40 bills had 100% majority authorship,
- 1 bill had 100% minority authorship, and
- 4 bills that were heard had at least one author of each party.



Commerce Finance and Policy

Committee Members - 17 total: 10 DFL, 7 R

Committee Chair

Rep. Zack Stephenson, DFL

Committee Vice Chair

Rep. Carlie Kotyza-Witthuhn, DFL

Republican Lead

Rep. Tim O’Driscoll, R

Rep. Robert Bierman, DFL

Rep. Ethan Cha, DFL

Rep. Kurt Daudt, R

Rep. Jeff Dotseth, R

Rep. Mike Freiberg, DFL

Rep. Ginny Klevorn, DFL

Rep. Erin Koegel, DFL

Rep. Larry Kraft, DFL

Rep. Tina Liebling, DFL

Rep. Anne Neu Brindley, R

Rep. Harry Niska, R

Rep. Bernie Perryman, R

Rep. Brian Pfarr, R

Rep. Brad Tabke, DFL

148 bills were referred to the committee:

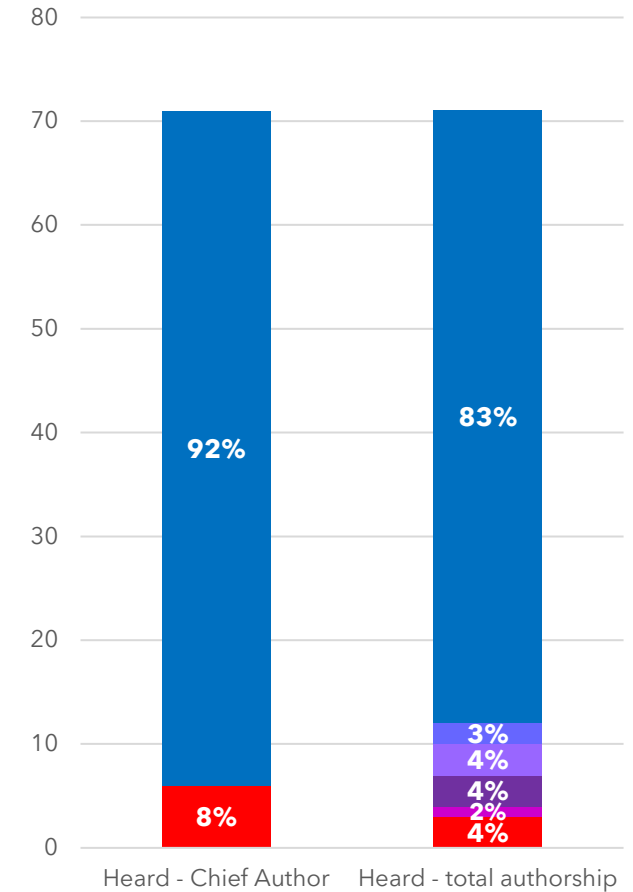
- 117 bills had a chief author from the majority party, and
- 31 bills had a chief author from the minority party.

71 of those bills received a hearing in the committee:

- 65 had a chief author from the majority party, and
- 6 had a chief author from the minority party.

Of the 58 bills that were heard in the committee:

- 59 bills had 100% majority authorship,
- 3 bills had 100% minority authorship, and
- 9 bills that were heard had at least one author of each party.



Economic Development Policy

Committee Members - 13 total: 8 DFL, 5 R

Committee Chair

Rep. Hodan Hassan, DFL

Committee Vice Chair

Rep. Jessica Hanson, DFL

Republican Lead

Rep. Jon Koznick, R

Rep. Sandra Feist, DFL

Rep. Spencer Igo, R

Rep. Carlie Kotyza-Witthuhn, DFL

Rep. Alicia Kozlowski, DFL

Rep. Bernie Perryman, R

Rep. Ruth Richardson, DFL

Rep. Joe Schomacker, R

Rep. Andy Smith, DFL

Rep. Mike Wiener, R

Rep. Jay Xiong, DFL

64 bills were referred to the committee:

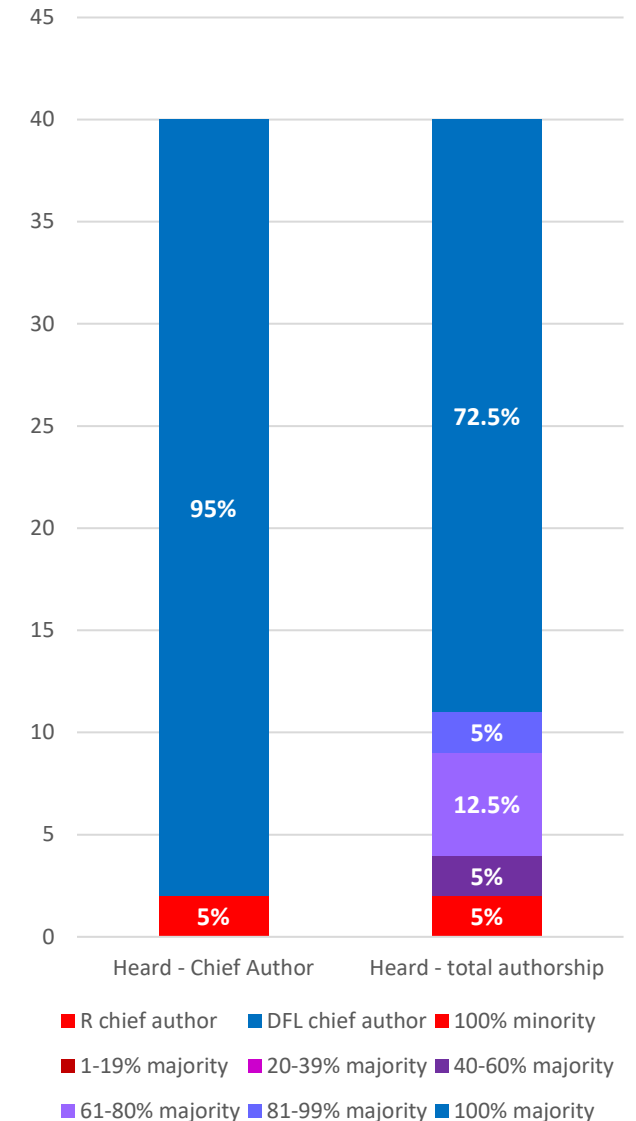
- 54 bills had a chief author from the majority party, and
- 10 bills had a chief author from the minority party.

40 of those bills received a hearing in the committee:

- 38 had a chief author from the majority party, and
- 2 had a chief author from the minority party.

Of the 40 bills that were heard in the committee:

- 29 bills had 100% majority authorship,
- 2 bills had 100% minority authorship, and
- 9 bills that were heard had at least one author of each party.



Education Finance

Committee Members - 19 total: 11 DFL, 8 R

Committee Chair

Rep. Cheryl Youakim, DFL

Committee Vice Chair

Rep. Mary Frances Clardy, DFL

Republican Lead

Rep. Ron Kresha, R

Rep. Pam Altendorf, R

Rep. Patti Anderson, R

Rep. Ben Bakeberg, R

Rep. Peggy Bennett, R

Rep. Heather Edelson, DFL

Rep. Emma Greenman, DFL

Rep. Josiah Hill, DFL

Rep. Shane Hudella, R

Rep. Sydney Jordan, DFL

Rep. Krista Knudsen, R

Rep. María Isa Pérez-Vega, DFL

Rep. Laurie Pryor, DFL

Rep. Kristi Pursell, DFL

Rep. Lucy Rehm, DFL

Rep. Samantha Sencer-Mura, DFL

Rep. Nolan West, R

141 bills were referred to the committee:

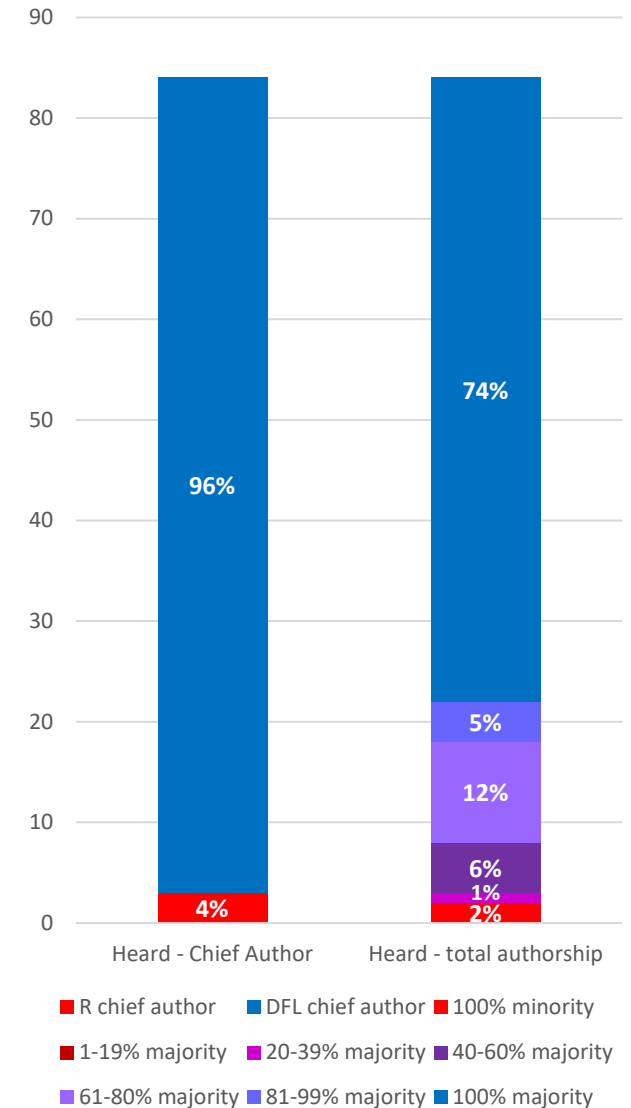
- 120 bills had a chief author from the majority party, and
- 21 bills had a chief author from the minority party.

84 of those bills received a hearing in the committee:

- 81 had a chief author from the majority party, and
- 3 had a chief author from the minority party.

Of the 84 bills that were heard in the committee:

- 62 bills had 100% majority authorship,
- 2 bills had 100% minority authorship, and
- 20 bills that were heard had at least one author of each party.



Education Policy

Committee Members - 13 total: 8 DFL, 5 R

Committee Chair

Rep. Laurie Pryor, DFL

Committee Vice Chair

Rep. Josiah Hill, DFL

Republican Lead

Rep. Peggy Bennett, R

Rep. Ben Bakeberg, R

Rep. Kaela Berg, DFL

Rep. Sandra Feist, DFL

Rep. Cedrick Frazier, DFL

Rep. Heather Keeler, DFL

Rep. Krista Knudsen, R

Rep. Liz Lee, DFL

Rep. Patricia Mueller, R

Rep. Dean Urdahl, R

Rep. Cheryl Youakim, DFL

136 bills were referred to the committee:

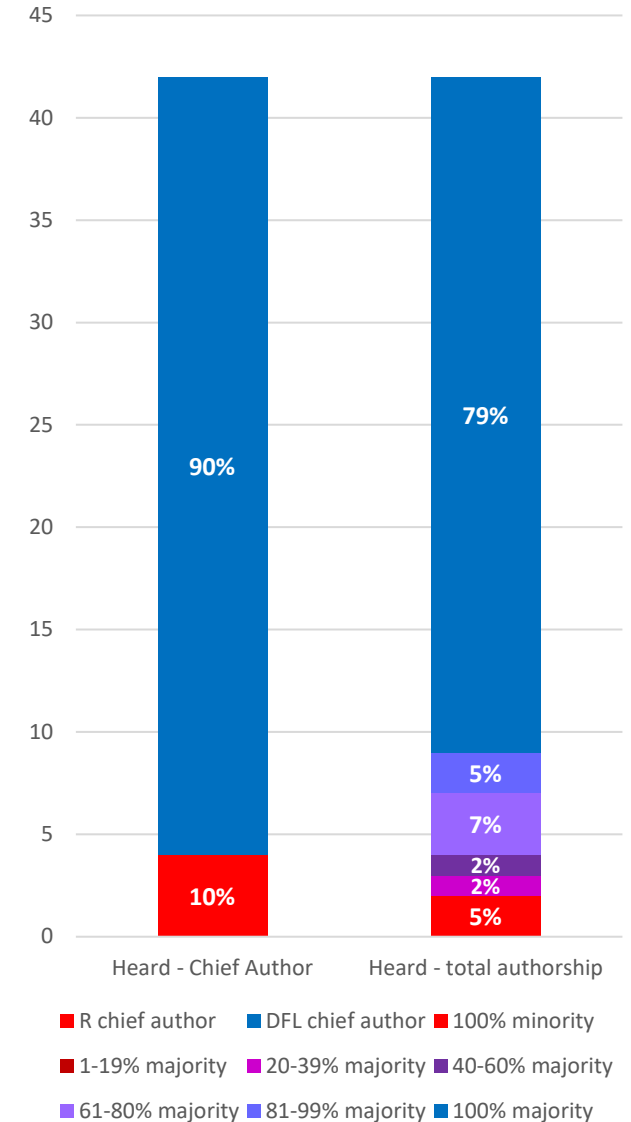
- 81 bills had a chief author from the majority party, and
- 55 bills had a chief author from the minority party.

42 of those bills received a hearing in the committee:

- 38 had a chief author from the majority party, and
- 4 had a chief author from the minority party.

Of the 42 bills that were heard in the committee:

- 33 bills had 100% majority authorship,
- 2 bills had 100% minority authorship, and
- 7 bills that were heard had at least one author of each party.



Elections Finance and Policy

Committee Members - 13 total: 8 DFL, 5 R

Committee Chair

Rep. Mike Freiberg, DFL

Committee Vice Chair

Rep. Emma Greenman, DFL

Republican Lead

Rep. Paul Torkelson, R

Rep. Esther Agbaje, DFL

Rep. Pam Altendorf, R

Rep. Kristin Bahner, DFL

Rep. Matt Bliss, R

Rep. Nathan Coulter, DFL

Rep. Ben Davis, R

Rep. Luke Frederick, DFL

Rep. Kristi Pursell, DFL

Rep. Duane Quam, R

Rep. Zack Stephenson, DFL

74 bills were referred to the committee:

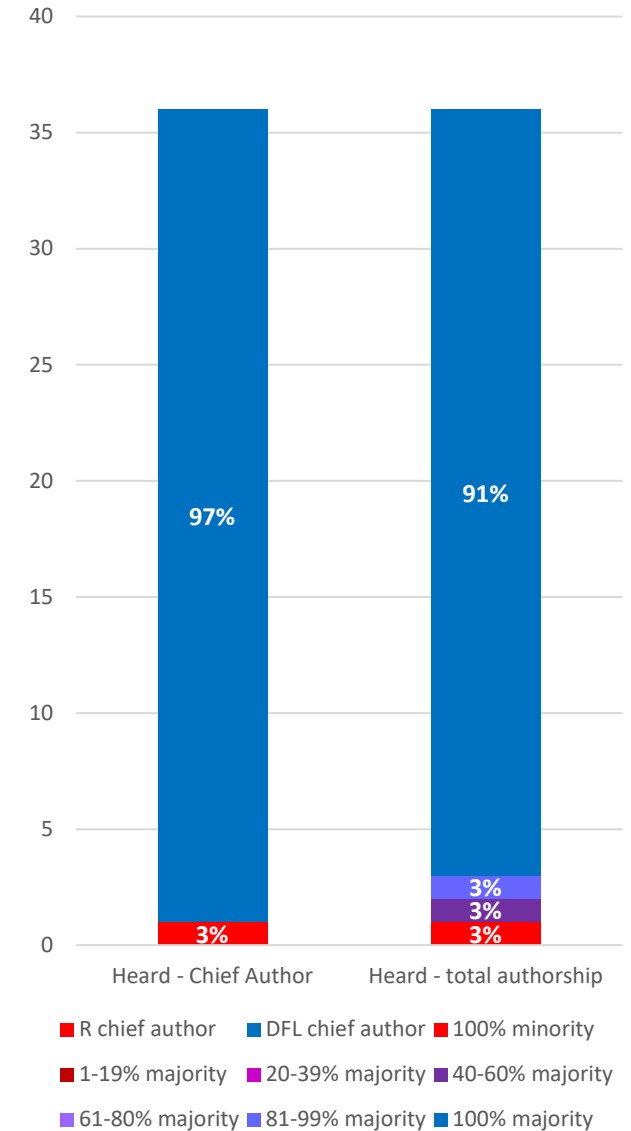
- 47 bills had a chief author from the majority party, and
- 27 bills had a chief author from the minority party.

36 of those bills received a hearing in the committee:

- 35 had a chief author from the majority party, and
- 1 had a chief author from the minority party.

Of the 36 bills that were heard in the committee:

- 33 bills had 100% majority authorship,
- 1 bill had 100% minority authorship, and
- 2 bills that were heard had at least one author of each party.



Environment & Natural Resources Finance & Policy

Committee Members - 16 total: 10 DFL, 6 R

Committee Chair

Rep. Rick Hansen, DFL

Committee Vice Chair

Rep. Sydney Jordan, DFL

Republican Lead

Rep. Josh Heintzeman, R

Rep. Jeff Brand, DFL

Rep. John Burkel, R

Rep. Heather Edelson, DFL

Rep. Leigh Finke, DFL

Rep. Peter Fischer, DFL

Rep. Dawn Gillman, R

Rep. Steven Jacob, R

Rep. Fue Lee, DFL

Rep. Dave Lislegard, DFL

Rep. Kristi Pursell, DFL

Rep. Isaac Schultz, R

Rep. Roger Skraba, R

Rep. Samantha Vang, DFL

191 bills were referred to the committee:

- 124 bills had a chief author from the majority party, and
- 67 bills had a chief author from the minority party.

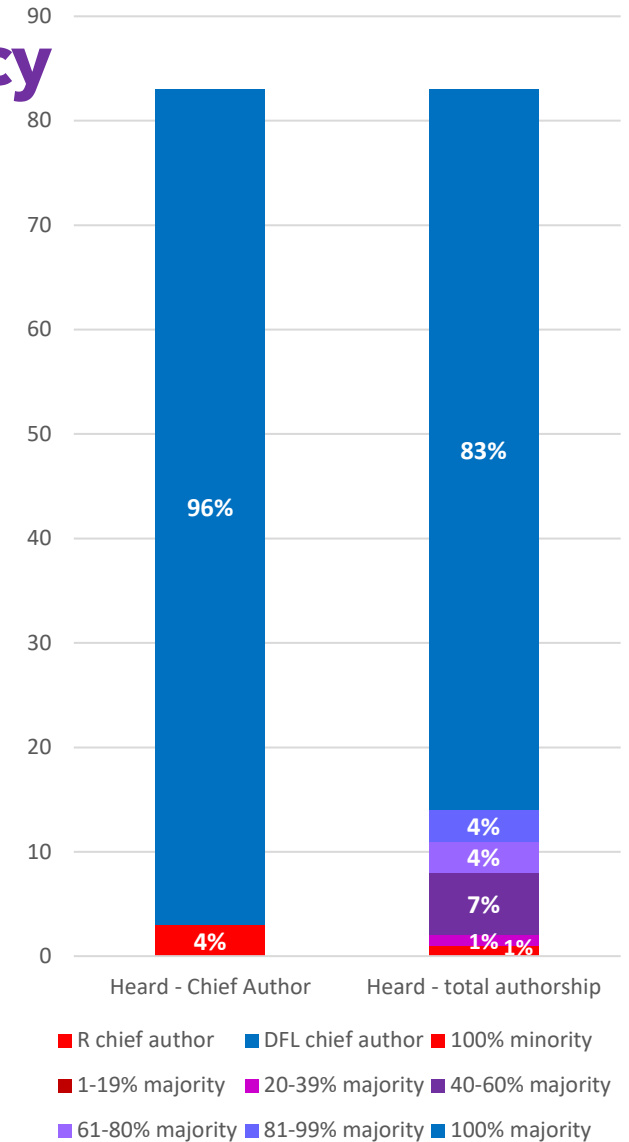
83 of those bills received a hearing in the committee:

- 80 had a chief author from the majority party, and
- 3 had a chief author from the minority party.

Of the 83 bills that were heard in the committee:

- 69 bills had 100% majority authorship,
- 1 bill had 100% minority authorship, and
- 13 bills that were heard had at least one author of each party.

(Note – 1 of these bills was an informational hearing of a bill that hadn't been officially referred to the committee. They did have a hearing, so we included it in this analysis.)



Health Finance and Policy

Committee Members - 19 total: 11 DFL, 8 R

Committee Chair

Rep. Tina Liebling, DFL

Committee Vice Chair

Rep. Robert Bierman, DFL

Republican Lead

Rep. Joe Schomacker, R

Rep. Patty Acomb, DFL

Rep. Jeff Backer, R

Rep. Kristin Bahner, DFL

Rep. Ned Carroll, DFL

Rep. Steve Elkins, DFL

Rep. Peter Fischer, DFL

Rep. Amanda Hemmingsen-Jaeger, DFL

Rep. Kaohly Vang Her, DFL

Rep. Debra Kiel, R

Rep. Tom Murphy, R

Rep. Danny Nadeau, R

Rep. Anne Neu Brindley, R

Rep. Bernie Perryman, R

Rep. Duane Quam, R

Rep. Liz Reyer, DFL

Rep. Andy Smith, DFL

256 bills were referred to the committee:

- 205 bills had a chief author from the majority party, and
- 51 bills had a chief author from the minority party.

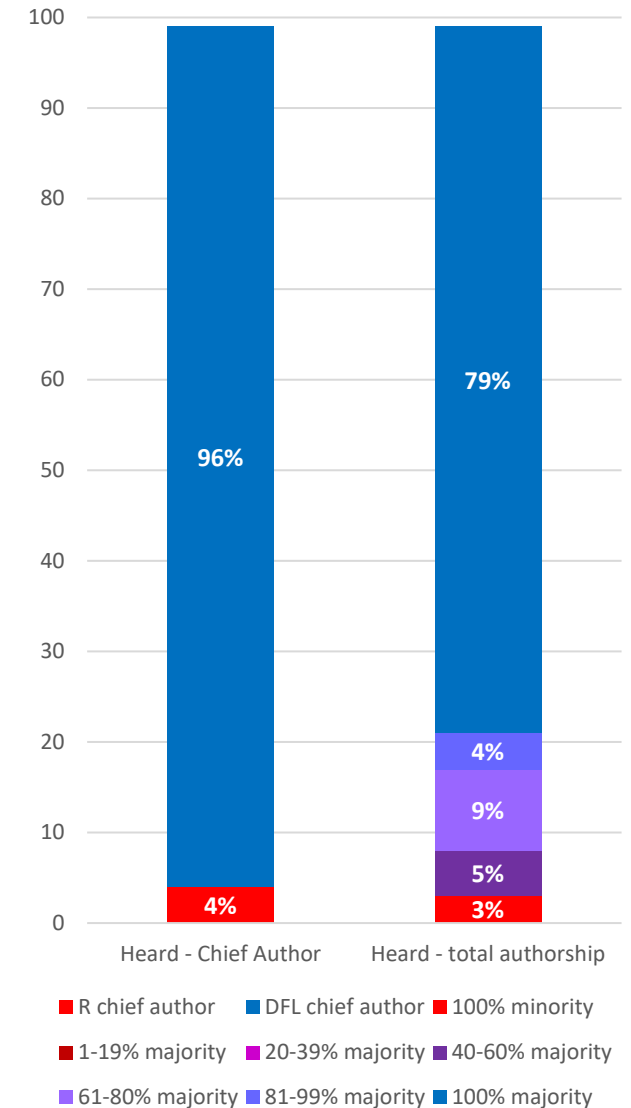
98 of those bills received a hearing in the committee:

- 94 had a chief author from the majority party, and
- 4 had a chief author from the minority party.

Of the 98 bills that were heard in the committee:

- 77 bills had 100% majority authorship,
- 3 bills had 100% minority authorship, and
- 18 bills that were heard had at least one author of each party.

(Note – 1 of these bills was an informational hearing of a bill that hadn't been officially referred to the committee. It did have a hearing, so we included it in this analysis.)



Higher Education Finance and Policy

Committee Members - 13 total: 8 DFL, 5 R

Committee Chair

Rep. Gene Pelowski, DFL

Committee Vice Chair

Rep. Dan Wolgamott, DFL

Republican Lead

Rep. Marion (O'Neill) Rarick, R

Rep. Nathan Coulter, DFL

Rep. Greg Davids, R

Rep. Jessica Hanson, DFL

Rep. Kim Hicks, DFL

Rep. Ginny Klevorn, DFL

Rep. Joe McDonald, R

Rep. Mohamud Noor, DFL

Rep. Kristin Robbins, R

Rep. Peggy Scott, R

Rep. Samantha Vang, DFL

56 bills were referred to the committee:

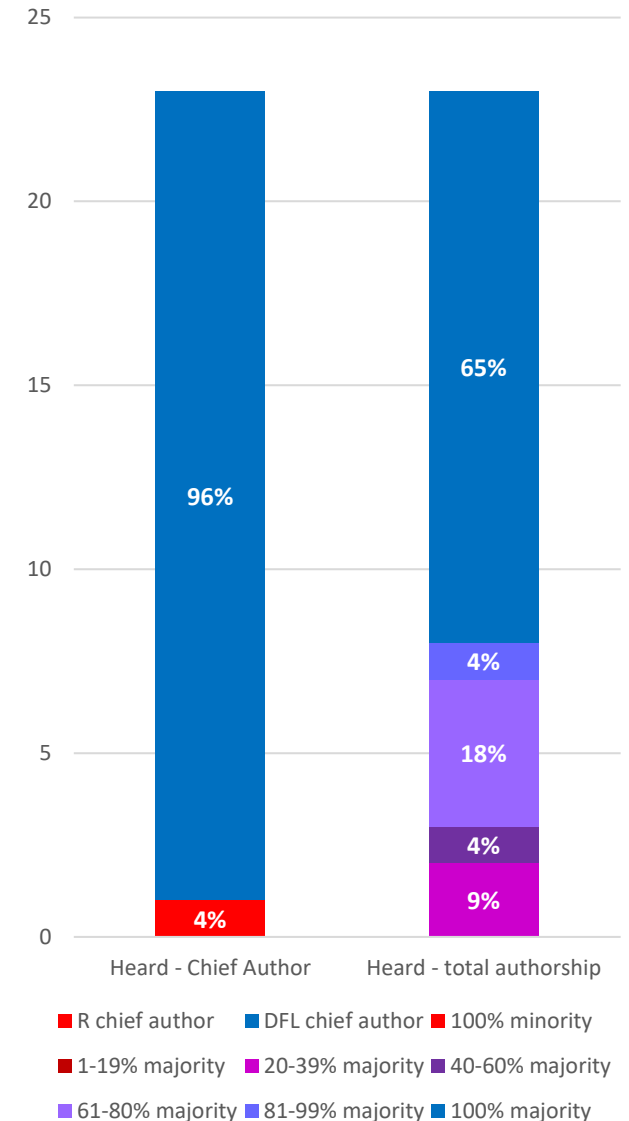
- 52 bills had a chief author from the majority party, and
- 4 bills had a chief author from the minority party.

23 of those bills received a hearing in the committee:

- 22 had a chief author from the majority party, and
- 1 had a chief author from the minority party.

Of the 23 bills that were heard in the committee:

- 15 bills had 100% majority authorship,
- 0 bills had 100% minority authorship, and
- 8 bills that were heard had at least one author of each party.



Housing Finance and Policy

Committee Members - 13 total: 8 DFL, 5 R

Committee Chair

Rep. Michael Howard, DFL

Committee Vice Chair

Rep. Esther Agbaje, DFL

Republican Lead

Rep. Brian Johnson, R

Rep. Ethan Cha, DFL

Rep. Jeff Dotseth, R

Rep. Hodan Hassan, DFL

Rep. Samakab Hussein, DFL

Rep. Alicia Kozlowski, DFL

Rep. Andrew Myers, R

Rep. Jim Nash, R

Rep. Matt Norris, DFL

Rep. María Isa Pérez-Vega, DFL

Rep. John Petersburg, R

76 bills were referred to the committee:

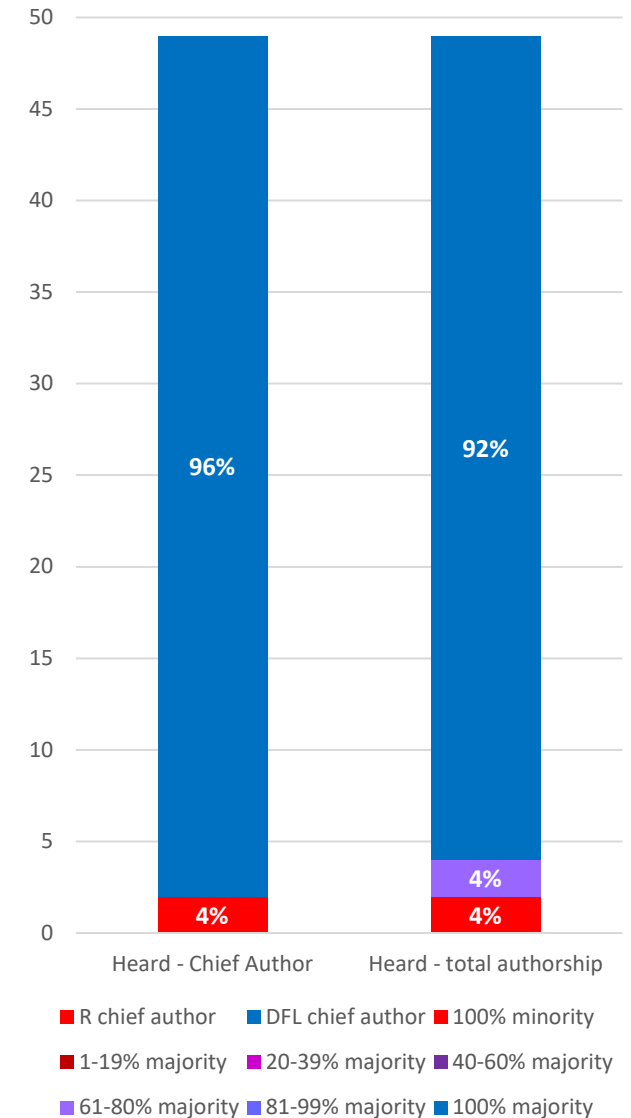
- 71 bills had a chief author from the majority party, and
- 5 bills had a chief author from the minority party.

49 of those bills received a hearing in the committee:

- 47 had a chief author from the majority party, and
- 2 had a chief author from the minority party.

Of the 49 bills that were heard in the committee:

- 45 bills had 100% majority authorship,
- 2 bills had 100% minority authorship, and
- 2 bills that were heard had at least one author of each party.



Human Services Finance

Committee Members - 15 total: 9 DFL, 6 R

Committee Chair

Rep. Mohamud Noor, DFL

Committee Vice Chair

Rep. Kristin Bahner, DFL

Republican Lead

Rep. Anne Neu Brindley, R

Rep. Dave Baker, R

Rep. Mary Frances Clardy, DFL

Rep. Peter Fischer, DFL

Rep. Mary Franson, R

Rep. Dawn Gillman, R

Rep. Kim Hicks, DFL

Rep. Heather Keeler, DFL

Rep. Carlie Kotyza-Witthuhn, DFL

Rep. Laurie Pryor, DFL

Rep. Duane Quam, R

Rep. Liz Reyer, DFL

Rep. Natalie Zeleznikar, R

92 bills were referred to the committee:

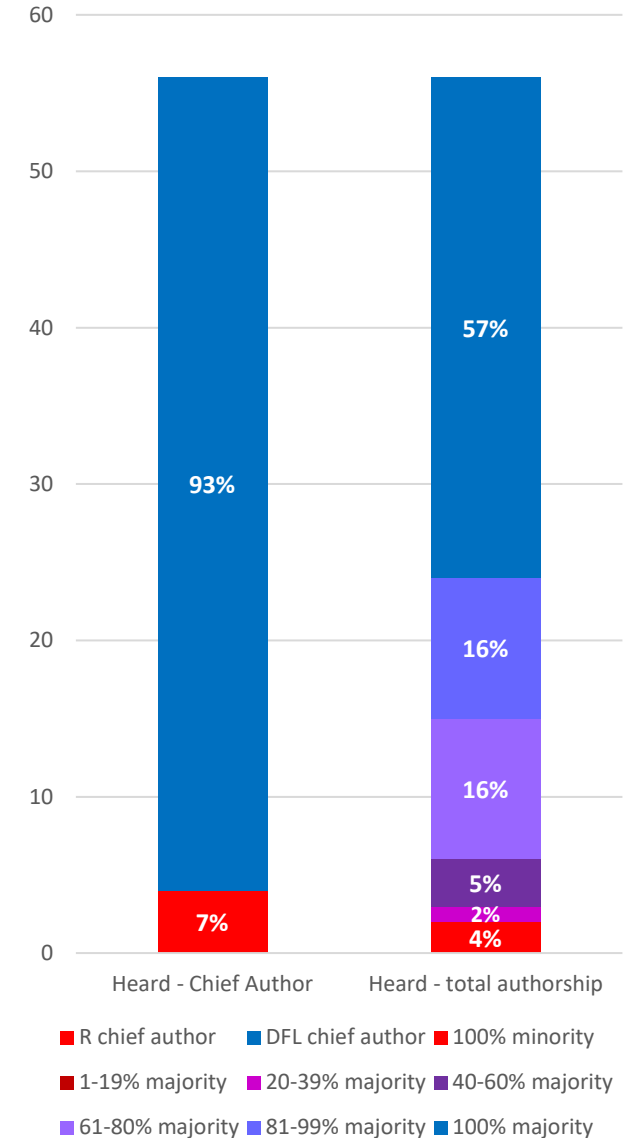
- 80 bills had a chief author from the majority party, and
- 12 bills had a chief author from the minority party.

56 of those bills received a hearing in the committee:

- 52 had a chief author from the majority party, and
- 4 had a chief author from the minority party.

Of the 56 bills that were heard in the committee:

- 32 bills had 100% majority authorship,
- 2 bills had 100% minority authorship, and
- 22 bills that were heard had at least one author of each party.



Human Services Policy

Committee Members - 13 total: 8 DFL, 5 R

Committee Chair

Rep. Peter Fischer, DFL

Committee Vice Chair

Rep. Luke Frederick, DFL

Republican Lead

Rep. Debra Kiel, R

Rep. Jeff Backer, R

Rep. Dave Baker, R

Rep. Brion Curran, DFL

Rep. Heather Edelson, DFL

Rep. Elliot Engen, R

Rep. Leigh Finke, DFL

Rep. Jessica Hanson, DFL

Rep. Kim Hicks, DFL

Rep. Mohamud Noor, DFL

Rep. Paul Novotny, R

56 bills were referred to the committee:

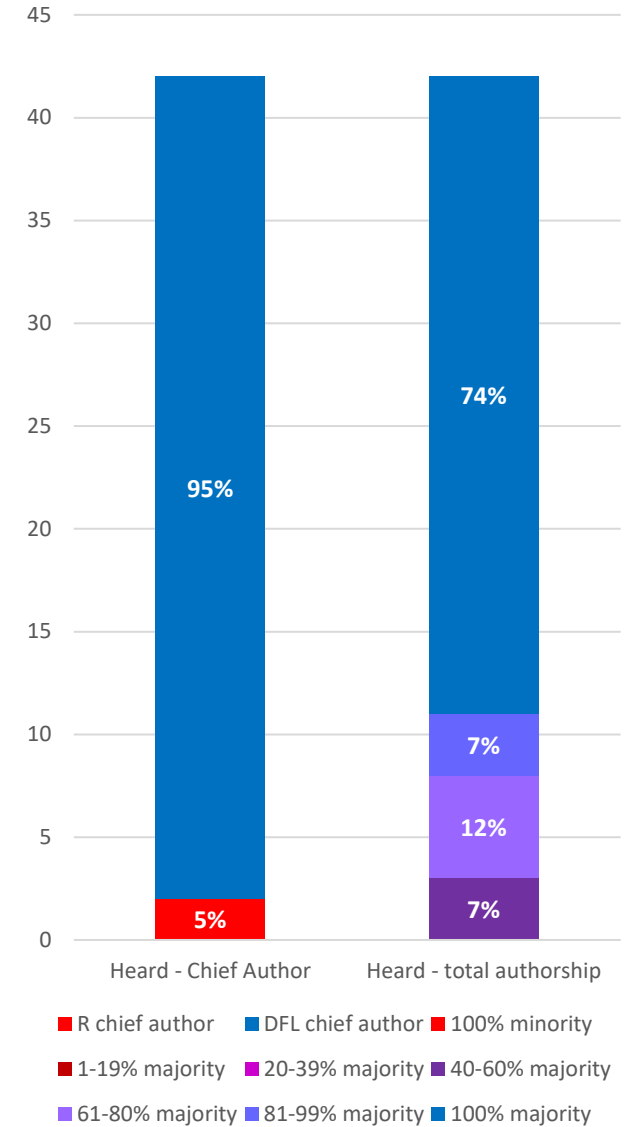
- 52 bills had a chief author from the majority party, and
- 4 bills had a chief author from the minority party.

42 of those bills received a hearing in the committee:

- 40 had a chief author from the majority party, and
- 2 had a chief author from the minority party.

Of the 42 bills that were heard in the committee:

- 31 bills had 100% majority authorship,
- 0 bills had 100% minority authorship, and
- 11 bills that were heard had at least one author of each party.



Judiciary Finance and Civil Law

Committee Members - 13 total: 8 DFL, 5 R

Committee Chair

Rep. Jamie Becker-Finn, DFL

Committee Vice Chair

Rep. Cedrick Frazier, DFL

Republican Lead

Rep. Peggy Scott, R

Rep. Ned Carroll, DFL

Rep. Brion Curran, DFL

Rep. Sandra Feist, DFL

Rep. Leigh Finke, DFL

Rep. Luke Frederick, DFL

Rep. Matt Grossell, R

Rep. Brian Johnson, R

Rep. Kelly Moller, DFL

Rep. Harry Niska, R

Rep. Mark Wiens, R

188 bills were referred to the committee:

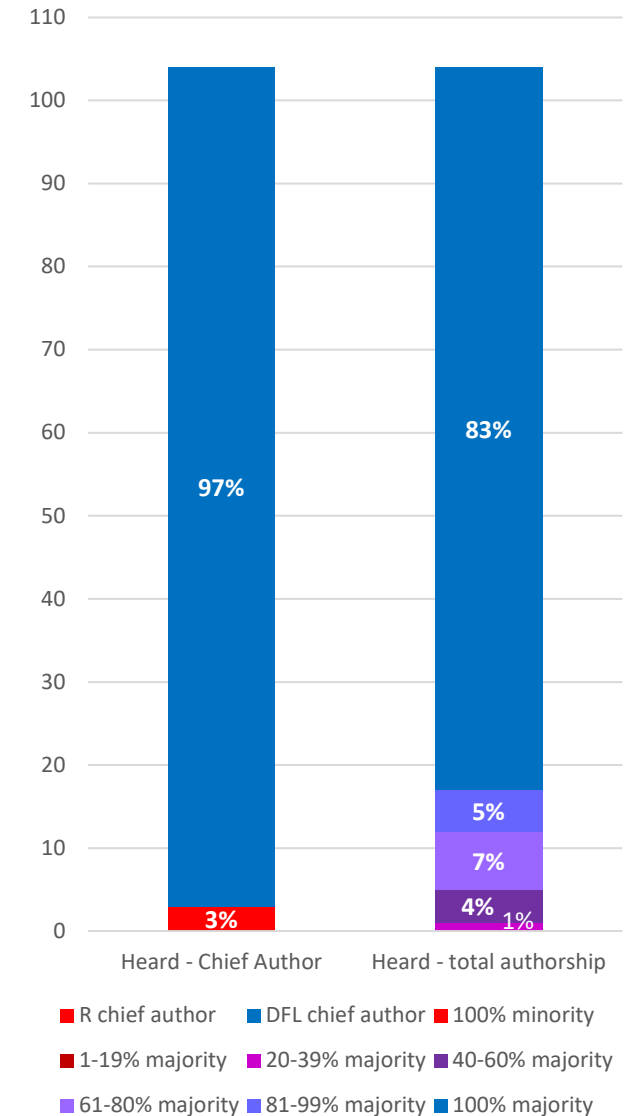
- 145 bills had a chief author from the majority party, and
- 43 bills had a chief author from the minority party.

104 of those bills received a hearing in the committee:

- 101 had a chief author from the majority party, and
- 3 had a chief author from the minority party.

Of the 104 bills that were heard in the committee:

- 87 bills had 100% majority authorship,
- 0 bills had 100% minority authorship, and
- 17 bills that were heard had at least one author of each party.



Labor and Industry Finance and Policy

Committee Members - 13 total: 8 DFL, 5 R

Committee Chair

Rep. Michael Nelson, DFL

Committee Vice Chair

Rep. Kaela Berg, DFL

Republican Lead

Rep. Joe McDonald, R

Rep. Brian Daniels, R

Rep. Emma Greenman, DFL

Rep. Josiah Hill, DFL

Rep. Samakab Hussein, DFL

Rep. Sydney Jordan, DFL

Rep. Alicia Kozlowski, DFL

Rep. Shane Mekeland, R

Rep. Andrew Myers, R

Rep. Isaac Schultz, R

Rep. Dan Wolgamott, DFL

63 bills were referred to the committee:

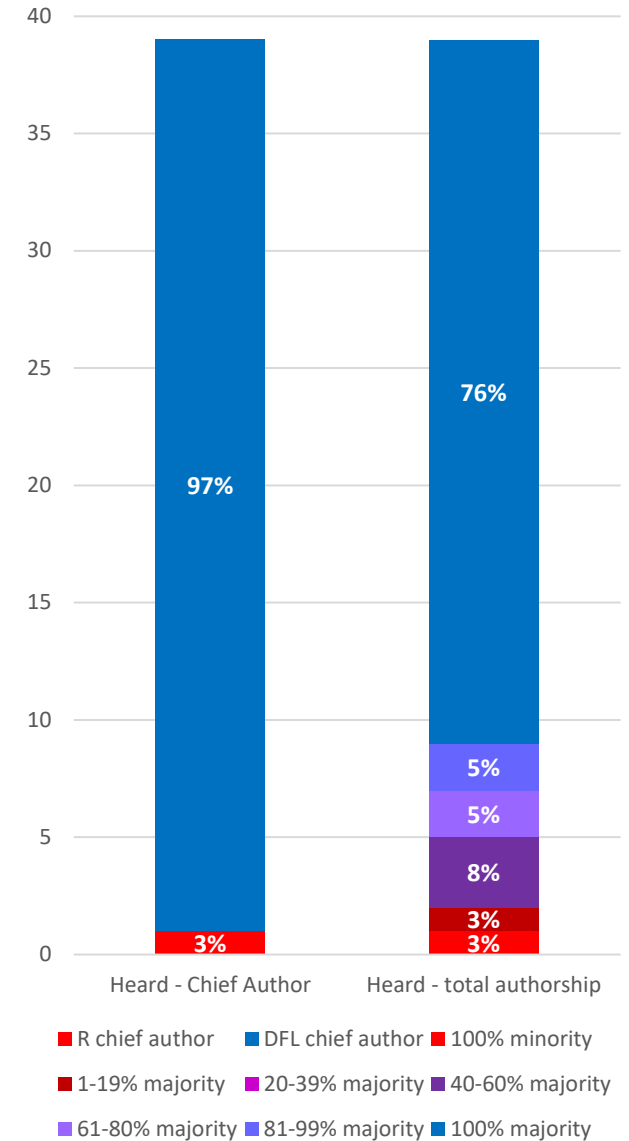
- 49 bills had a chief author from the majority party, and
- 14 bills had a chief author from the minority party.

39 of those bills received a hearing in the committee:

- 38 had a chief author from the majority party, and
- 1 had a chief author from the minority party.

Of the 39 bills that were heard in the committee:

- 30 bills had 100% majority authorship,
- 1 bill had 100% minority authorship, and
- 8 bills that were heard had at least one author of each party.



Legacy Finance

Committee Members - 11 total: 7 DFL, 4 R

Committee Chair

Rep. Leon Lillie, DFL

Committee Vice Chair

Rep. Samakab Hussein, DFL

Republican Lead

Rep. Jeff Backer, R

Rep. Ethan Cha, DFL

Rep. Leigh Finke, DFL

Rep. Josh Heintzeman, R

Rep. Kaohly Vang Her, DFL

Rep. Fue Lee, DFL

Rep. Brian Pfarr, R

Rep. Roger Skraba, R

Rep. Samantha Vang, DFL

70 bills were referred to the committee:

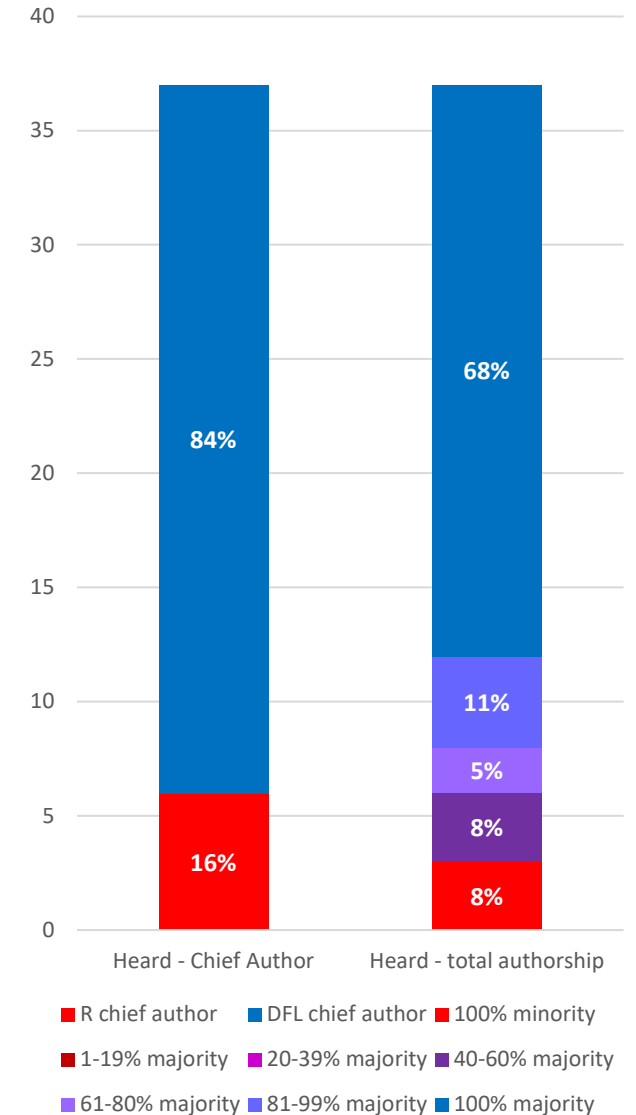
- 54 bills had a chief author from the majority party, and
- 16 bills had a chief author from the minority party.

37 of those bills received a hearing in the committee:

- 31 had a chief author from the majority party, and
- 6 had a chief author from the minority party.

Of the 37 bills that were heard in the committee:

- 25 bills had 100% majority authorship,
- 3 bill had 100% minority authorship, and
- 9 bills that were heard had at least one author of each party.



Property Tax Division

Committee Members - 13 total: 8 DFL, 5 R

Committee Chair

Rep. Dave Lislegard, DFL

Committee Vice Chair

Rep. Liz Lee, DFL

Republican Lead

Rep. Duane Quam, R

Rep. Paul Anderson, R

Rep. John Burkel, R

Rep. Nathan Coulter, DFL

Rep. Steve Elkins, DFL

Rep. Pat Garofalo, R

Rep. Aisha Gomez, DFL

Rep. Athena Hollins, DFL

Rep. John Huot, DFL

Rep. Michael Nelson, DFL

Rep. Tim O’Driscoll, R

51 bills were referred to the committee:

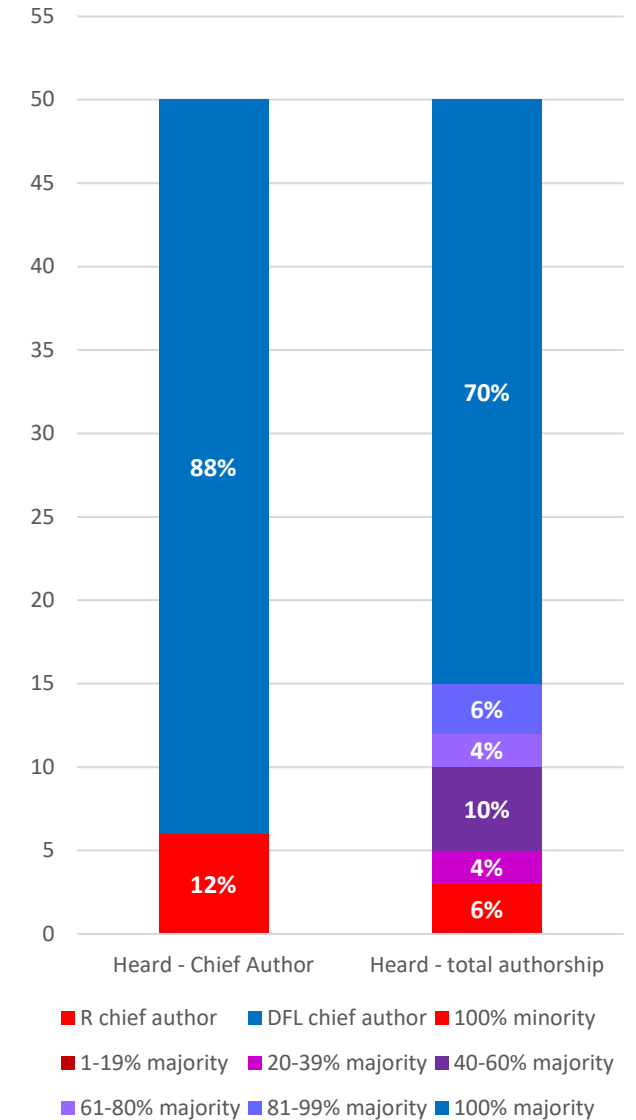
- 44 bills had a chief author from the majority party, and
- 7 bills had a chief author from the minority party.

50 of those bills received a hearing in the committee:

- 44 had a chief author from the majority party, and
- 6 had a chief author from the minority party.

Of the 50 bills that were heard in the committee:

- 35 bills had 100% majority authorship,
- 3 bills had 100% minority authorship, and
- 12 bills that were heard had at least one author of each party.



Public Safety Finance and Policy

Committee Members - 15 total: 9 DFL, 6 R

Committee Chair

Rep. Kelly Moller, DFL

Committee Vice Chair

Rep. Sandra Feist, DFL

Republican Lead

Rep. Paul Novotny, R

Rep. Jamie Becker-Finn, DFL

Rep. Brion Curran, DFL

Rep. Elliot Engen, R

Rep. Cedrick Frazier, DFL

Rep. Matt Grossell, R

Rep. Athena Hollins, DFL

Rep. Walter Hudson, R

Rep. John Huot, DFL

Rep. Patricia Mueller, R

Rep. Dave Pinto, DFL

Rep. Brad Tabke, DFL

Rep. Jeff Witte, R

256 bills were referred to the committee:

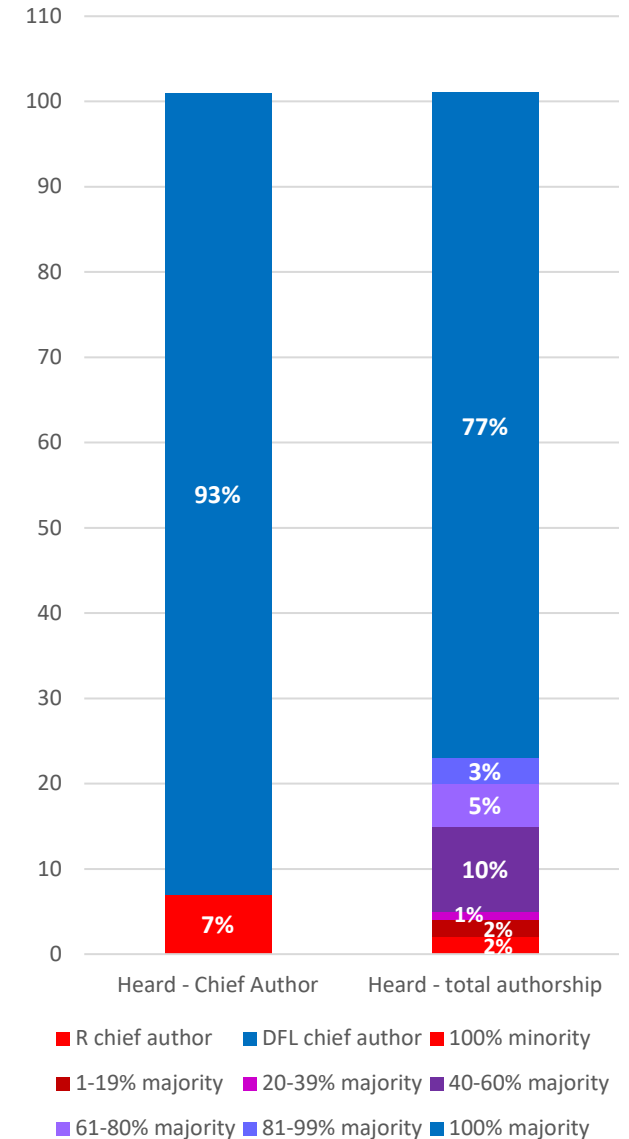
- 160 bills had a chief author from the majority party, and
- 96 bills had a chief author from the minority party.

101 of those bills received a hearing in the committee:

- 94 had a chief author from the majority party, and
- 7 had a chief author from the minority party.

Of the 101 bills that were heard in the committee:

- 78 bills had 100% majority authorship,
- 2 bills had 100% minority authorship, and
- 21 bills that were heard had at least one author of each party.



State & Local Government Finance and Policy

Committee Members - 13 total: 8 DFL, 5 R

Committee Chair

Rep. Ginny Klevorn, DFL

Committee Vice Chair

Rep. John Huot, DFL

Republican Lead

Rep. Jim Nash, R

Rep. Kristin Bahner, DFL

Rep. Kaela Berg, DFL

Rep. Mike Freiberg, DFL

Rep. Rick Hansen, DFL

Rep. Bobbie Harder, R

Rep. Kaohly Vang Her, DFL

Rep. Jim Joy, R

Rep. Jon Koznick, R

Rep. Danny Nadeau, R

Rep. Jerry Newton, DFL

227 bills were referred to the committee:

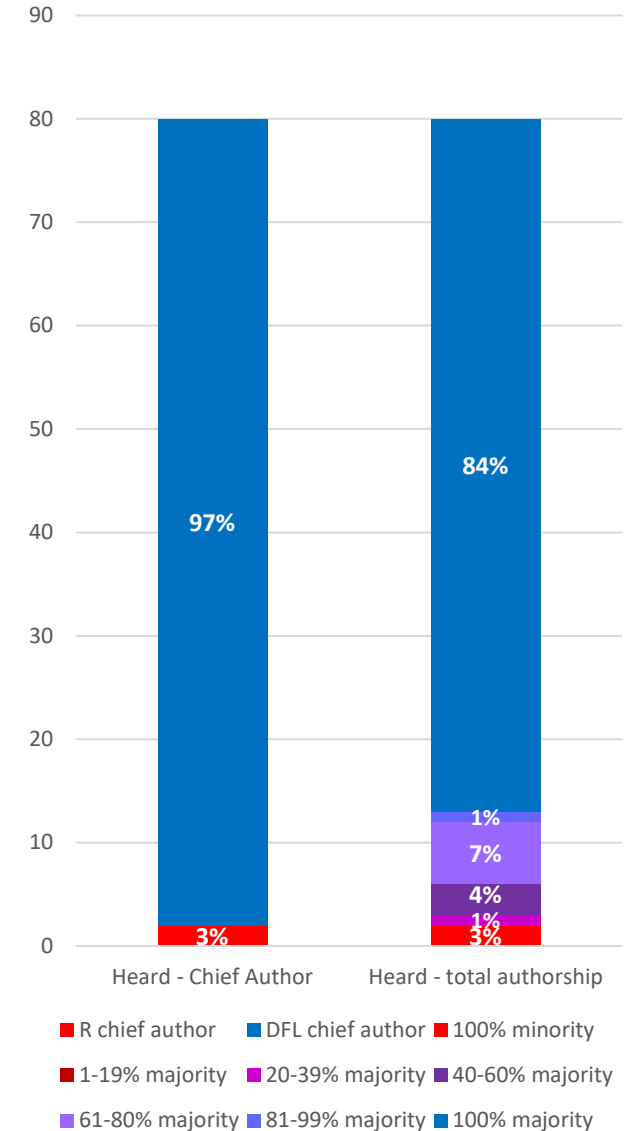
- 159 bills had a chief author from the majority party, and
- 68 bills had a chief author from the minority party.

80 of those bills received a hearing in the committee:

- 78 had a chief author from the majority party, and
- 2 had a chief author from the minority party.

Of the 80 bills that were heard in the committee:

- 67 bills had 100% majority authorship,
- 2 bills had 100% minority authorship, and
- 11 bills that were heard had at least one author of each party.



Sustainable Infrastructure Policy

Committee Members - 13 total: 8 DFL, 5 R

Committee Chair

Rep. Erin Koegel, DFL

Committee Vice Chair

Rep. Brion Curran, DFL

Republican Lead

Rep. Mary Franson, R

Rep. Patty Acomb, DFL

Rep. Paul Anderson, R

Rep. Mary Frances Clardy, DFL

Rep. Dawn Gillman, R

Rep. Frank Hornstein, DFL

Rep. Spencer Igo, R

Rep. Larry Kraft, DFL

Rep. Lucy Rehm, DFL

Rep. Isaac Schultz, R

Rep. Andy Smith, DFL

13 bills were referred to the committee:

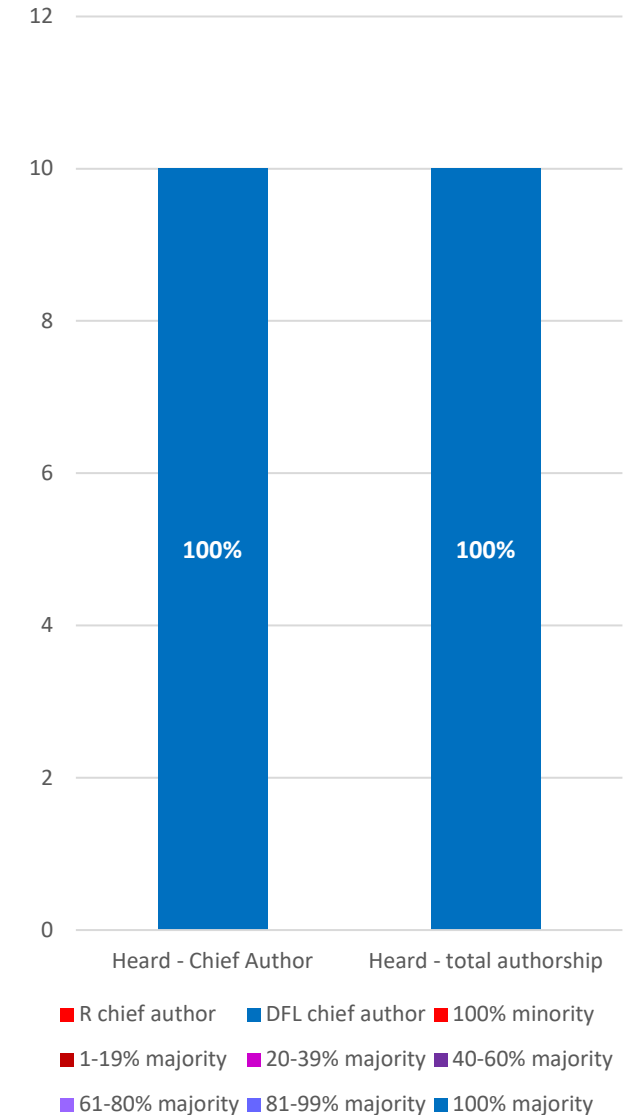
- 12 bills had a chief author from the majority party, and
- 1 bills had a chief author from the minority party.

10 of those bills received a hearing in the committee:

- 10 had a chief author from the majority party, and
- 0 had a chief author from the minority party.

Of the 58 bills that were heard in the committee:

- 10 bills had 100% majority authorship,
- 0 bills had 100% minority authorship, and
- 0 bills that were heard had at least one author of each party.



Taxes

Committee Members - 21 total: 12 DFL, 9 R

Committee Chair

Rep. Aisha Gomez, DFL

Committee Vice Chair

Rep. Matt Norris, DFL

Republican Lead

Rep. Greg Davids, R

Rep. Esther Agbaje, DFL

Rep. Patti Anderson, R

Rep. Jeff Brand, DFL

Rep. Steve Elkins, DFL

Rep. Michael Howard, DFL

Rep. Jim Joy, R

Rep. Jon Koznick, R

Rep. Liz Lee, DFL

Rep. Dave Lislegard, DFL

Rep. Bjorn Olson, R

Rep. Liz Olson, DFL

Rep. Dave Pinto, DFL

Rep. Kristin Robbins, R

Rep. Andy Smith, DFL

Rep. Chris Swedzinski, DFL

Rep. Mike Wiener, R

Rep. Jeff Witte, R

Rep. Cheryl Youakim, DFL

375 bills were referred to the committee:

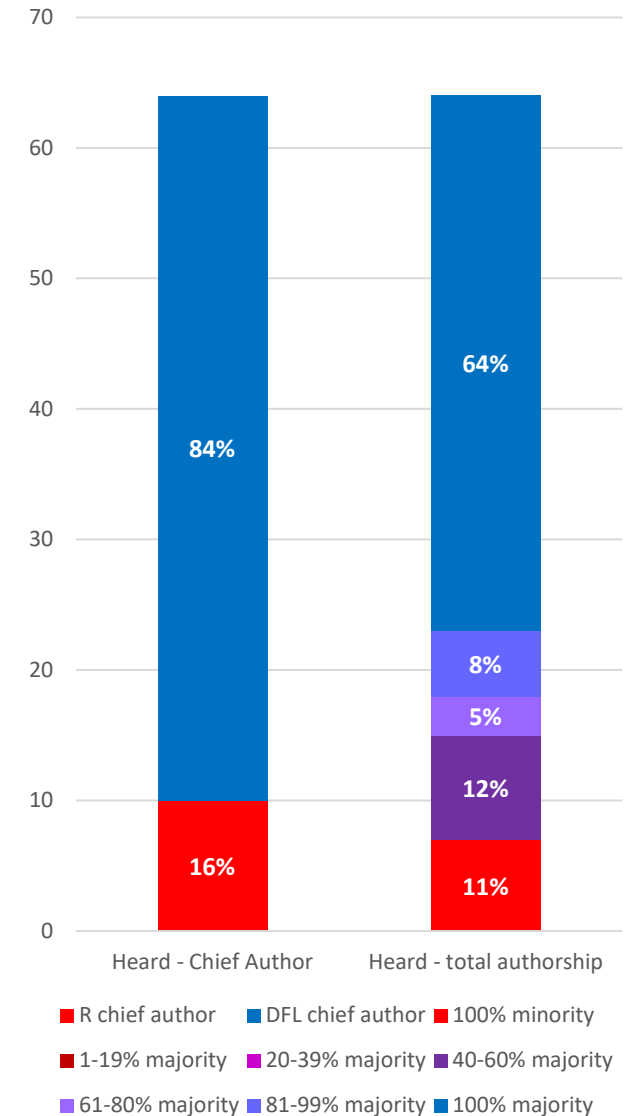
- 176 bills had a chief author from the majority party, and
- 199 bills had a chief author from the minority party.

64 of those bills received a hearing in the committee:

- 54 had a chief author from the majority party, and
- 10 had a chief author from the minority party.

Of the 64 bills that were heard in the committee:

- 41 bills had 100% majority authorship,
- 7 bills had 100% minority authorship, and
- 16 bills that were heard had at least one author of each party.



Transportation Finance and Policy

Committee Members - 15 total: 9 DFL, 6 R

Committee Chair

Rep. Frank Hornstein, DFL

Committee Vice Chair

Rep. Brad Tabke, DFL

Republican Lead

Rep. John Petersburg, R

Rep. Jeff Brand, DFL

Rep. Steve Elkins, DFL

Rep. Marj Fogelman, R

Rep. Shane Hudella, R

Rep. Erin Koegel, DFL

Rep. Larry Kraft, DFL

Rep. Tom Murphy, R

Rep. Michael Nelson, DFL

Rep. Matt Norris, DFL

Rep. Bjorn Olson, R

Rep. Samantha Sencer-Mura, DFL

Rep. Nolan West, R

249 bills were referred to the committee:

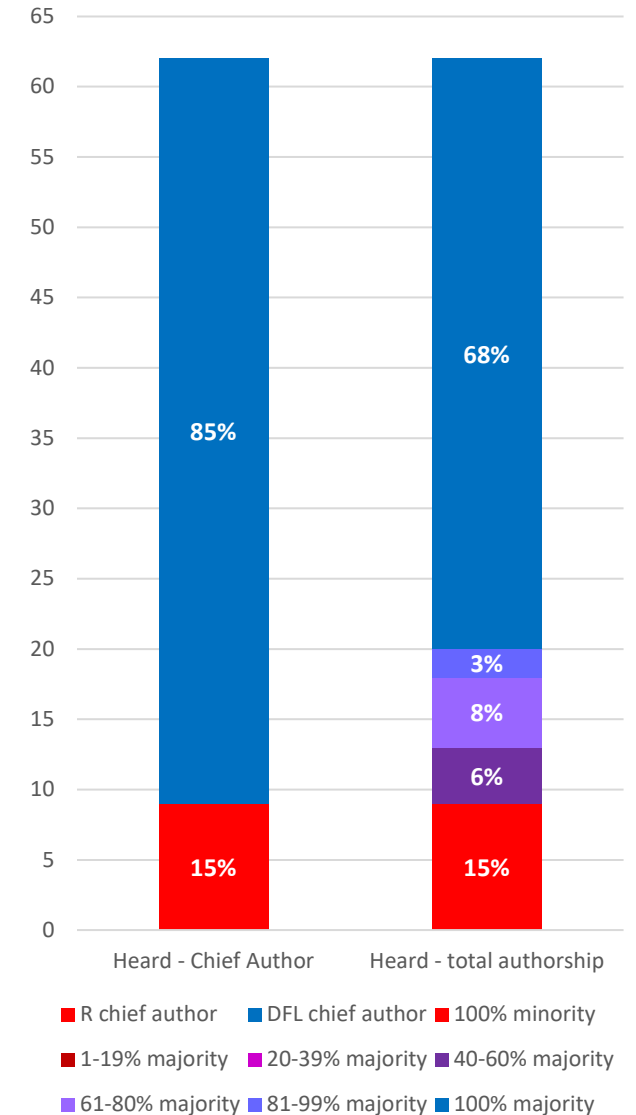
- 136 bills had a chief author from the majority party, and
- 113 bills had a chief author from the minority party.

62 of those bills received a hearing in the committee:

- 53 had a chief author from the majority party, and
- 9 had a chief author from the minority party.

Of the 62 bills that were heard in the committee:

- 42 bills had 100% majority authorship,
- 9 bills had 100% minority authorship, and
- 11 bills that were heard had at least one author of each party.



Veterans and Military Affairs Finance and Policy

Committee Members - 12 total: 7 DFL, 5 R

Committee Chair

Rep. Jerry Newton, DFL

Committee Vice Chair

Rep. Steve Elkins, DFL

Republican Lead

Rep. Matt Bliss, R

Rep. Peggy Bennett, R

Rep. Mary Frances Clardy, DFL

Rep. Nathan Coulter, DFL

Rep. Emma Greenman, DFL

Rep. Shane Hudella, R

Rep. Dave Lislegard, DFL

Rep. Matt Norris, DFL

Rep. Bjorn Olson, R

Rep. Mark Wiens, R

28 bills were referred to the committee:

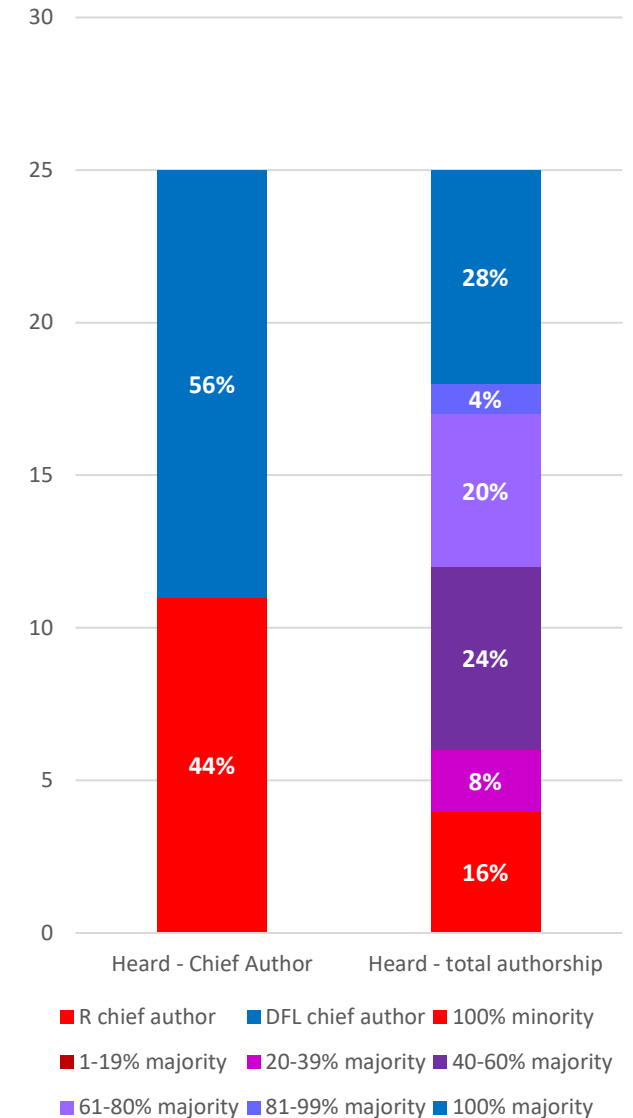
- 16 bills had a chief author from the majority party, and
- 12 bills had a chief author from the minority party.

25 of those bills received a hearing in the committee:

- 14 had a chief author from the majority party, and
- 11 had a chief author from the minority party.

Of the 25 bills that were heard in the committee:

- 7 bills had 100% majority authorship,
- 4 bills had 100% minority authorship, and
- 14 bills that were heard had at least one author of each party.



Ways and Means

Committee Members - 28 total: 18 DFL, 10 R

Committee Chair Rep. Liz Olson, DFL
Committee Vice Chair Rep. Heather Edelson, DFL
Republican Lead Rep. Pat Garofalo, R

- Rep. Patty Acomb, DFL
- Rep. Esther Agbaje, DFL
- Rep. Jamie Becker-Finn, DFL
- Rep. Mike Freiberg, DFL
- Rep. Aisha Gomez, DFL
- Rep. Hodan Hassan, DFL
- Rep. Josh Heintzeman, R
- Rep. Frank Hornstein, DFL
- Rep. Michael Howard, DFL
- Rep. Ginny Klevorn, DFL
- Rep. Ron Kresha, R
- Rep. Tina Liebling, DFL
- Rep. Leon Lillie, DFL
- Rep. Kelly Moller, DFL
- Rep. Jim Nash, R
- Rep. Mohamud Noor, DFL
- Rep. Paul Novotny, R
- Rep. Marion (O’Neill) Rarick, R
- Rep. Gene Pelowski, Jr., DFL
- Rep. John Petersburg, R
- Rep. Brian Pfarr, DFL
- Rep. Dave Pinto, DFL
- Rep. Joe Schomacker, R
- Rep. Peggy Scott, R
- Rep. Cheryl Youakim, DFL

145 bills were referred to the committee:

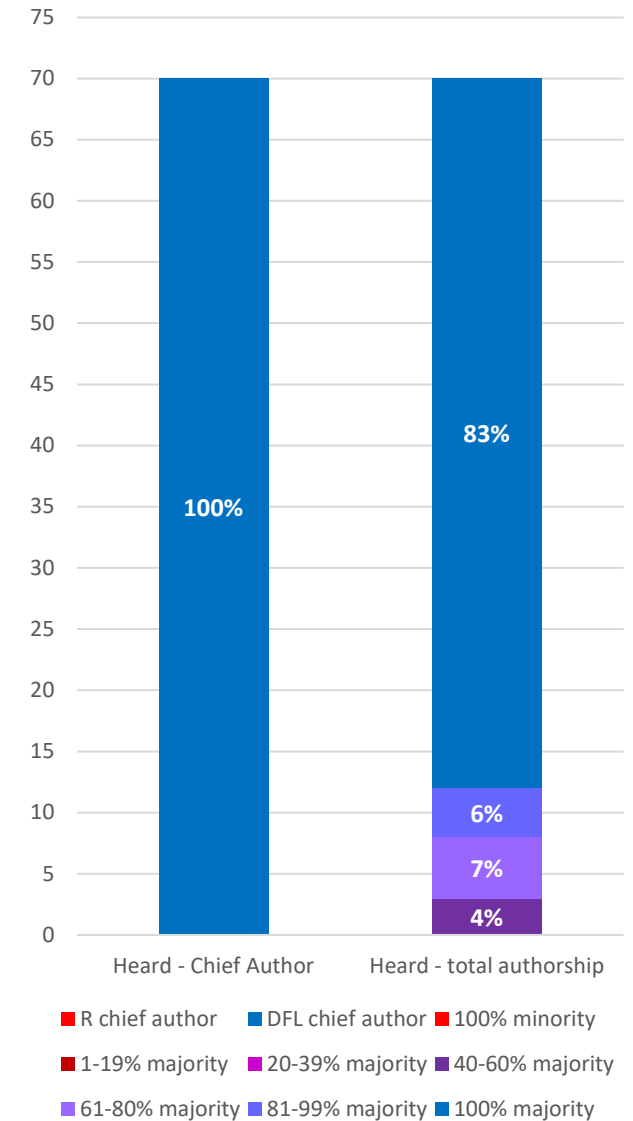
- 143 bills had a chief author from the majority party, and
- 2 bills had a chief author from the minority party.

70 of those bills received a hearing in the committee:

- 70 had a chief author from the majority party, and
- 0 had a chief author from the minority party.

Of the 70 bills that were heard in the committee:

- 58 bills had 100% majority authorship,
- 0 bills had 100% minority authorship, and
- 12 bills that were heard had at least one author of each party.



Workforce Development Finance and Policy

Committee Members - 13 total: 8 DFL, 5 R

Committee Chair

Rep. Jay Xiong, DFL

Committee Vice Chair

Rep. Jeff Brand, DFL

Republican Lead

Rep. Dave Baker, R

Rep. Jamie Becker-Finn, DFL

Rep. Cedrick Frazier, DFL

Rep. Bobbie Harder, R

Rep. Hodan Hassan, DFL

Rep. Amanda Hemmingsen-Jaeger, DFL

Rep. Nathan Nelson, R

Rep. Liz Reyer, DFL

Rep. Samantha Sencer-Mura, DFL

Rep. Mark Wiens, R

Rep. Natalie Zeleznikar, R

86 bills were referred to the committee:

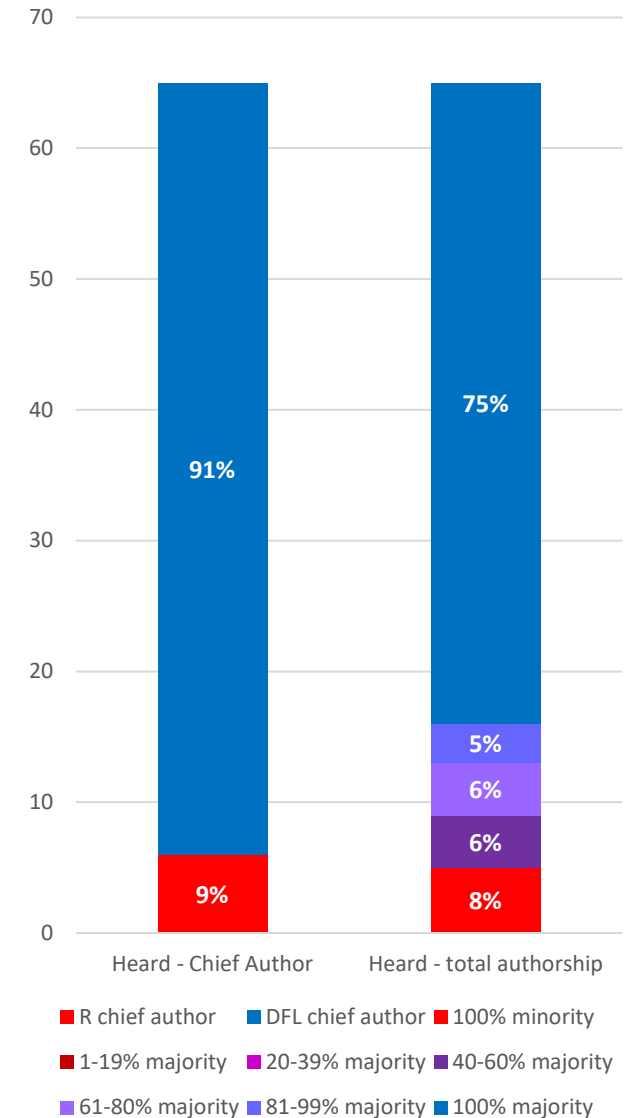
- 74 bills had a chief author from the majority party, and
- 12 bills had a chief author from the minority party.

65 of those bills received a hearing in the committee:


- 59 had a chief author from the majority party, and
- 6 had a chief author from the minority party.

Of the 65 bills that were heard in the committee:

- 49 bills had 100% majority authorship,
- 5 bills had 100% minority authorship, and
- 11 bills that were heard had at least one author of each party.



Individual Legislators



How do individual legislators influence bipartisanship?

Unlike most roles at the legislature that are based on seniority and hierarchy, individual legislators have enormous agency and power to create and cultivate bipartisan support for bills.

They do this by actively including colleagues across the aisle on their own bills, as well as signing on to bills authored by others.

These connections may be built on shared interests, from practical similarities of districts (e.g., shared county or school districts, similar industrial base) to personal (relationships, similar personal or family stories, professional interests, legislative interests). Based on these commonalities, members can actively work to build these connections and collaborate on legislation.

Ultimately, legislators are free agents with election certificates.

Ideally, individuals will recognize and use that agency to build trust within their caucus while also building and nurturing relationships across the aisle - as well as down the hallway with members the other legislative body. Every bill in the House needs a Senate companion and vice versa, so bicameral relationships are important.

Members who serve in the 17 "split" senate districts -- where the Representative and Senator are of different parties -- have a built-in opportunity to create bicameral bipartisan relationships just by working on legislation that affects their district.

Senate and House: not equal playing fields

There are key structural realities between the two bodies in the Minnesota legislature that may contribute to partisan differences.

The Senate is a smaller group of people (67 versus 134), which makes the Senate a bit more personal. With fewer colleagues in total, it can be harder to dismiss others on a purely partisan basis.

Members of the House of Representatives are elected every two years, while Senators are on a 4-4-2 cycle.*

The consistent two-year election cycle may lead House members to be in perpetual campaign mode, feeling pushed to seek media coverage, and/or to be more extreme in policies, statements and social media.

For this reason, it's important for constituents who care about cooperation and collaboration to regularly engage with their elected officials to communicate those values.

**In election years ending in 0, Senators serve for a two-year term to accommodate the redistricting process done in conjunction with the decennial census.*

Outside factors also shape bill authorship

While legislators have some agency and choice in which bills to carry or sign onto, there are additional outside factors that influence the partisan makeup of bill authors/co-authors.

Local projects, particularly those that have to do with infrastructure needs, are often non/bipartisan. The party makeup of the delegation that represents that area can influence the partisanship of the bill. For instance, communities represented entirely by members of the same party will have that reflected in more seemingly partisan bills. In split districts, the opposite might be true.

Bills being driven by individuals or groups outside the legislature are typically first “shopped” to members of the majority for chief authorship.

Bill authorship by individual legislators

For each member of the legislature, we did two calculations.

First, the proportion of co-authors from either party included on bills for which legislators are chief author*, and therefore in charge of.

Second, how frequently legislators signed onto bills as a co-author that were carried by members of their own party versus those bills carried by members across the aisle.

The individual information is presented as a percentage, instead of by a numerical count. Different legislators have different preferences on the number of bills they carry and/or sign onto, and sometimes their bill load is affected by other roles in the legislature.

As a reminder, it is our position that bipartisan cooperation is nuanced, and bill authorship is just one piece. There are many ways a legislator can work across the aisle that are not captured in this report.

**Our analysis subtracted out bills for which the legislator was the sole author. Including party identification for those bills seemed to paint an overly partisan picture of the entire dataset. Those bills are still included, but show as grey, instead of red, blue, or purple.*

Top-level findings from individual statistics in the Senate

Partisanship - within this analysis - is slightly less stark in the Senate than in the House.

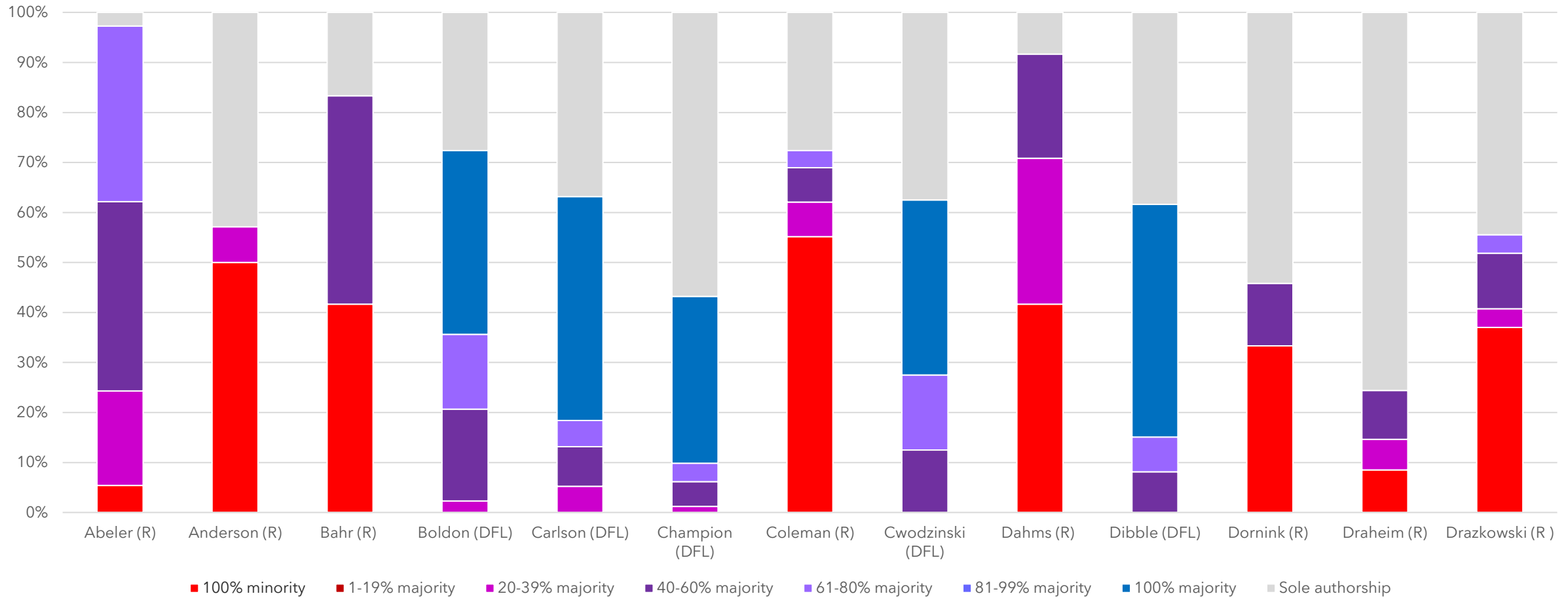
Senate individual cosigned bills

- Ten Republican senators had DFL chief authors on at least 50% of the bills they signed onto.

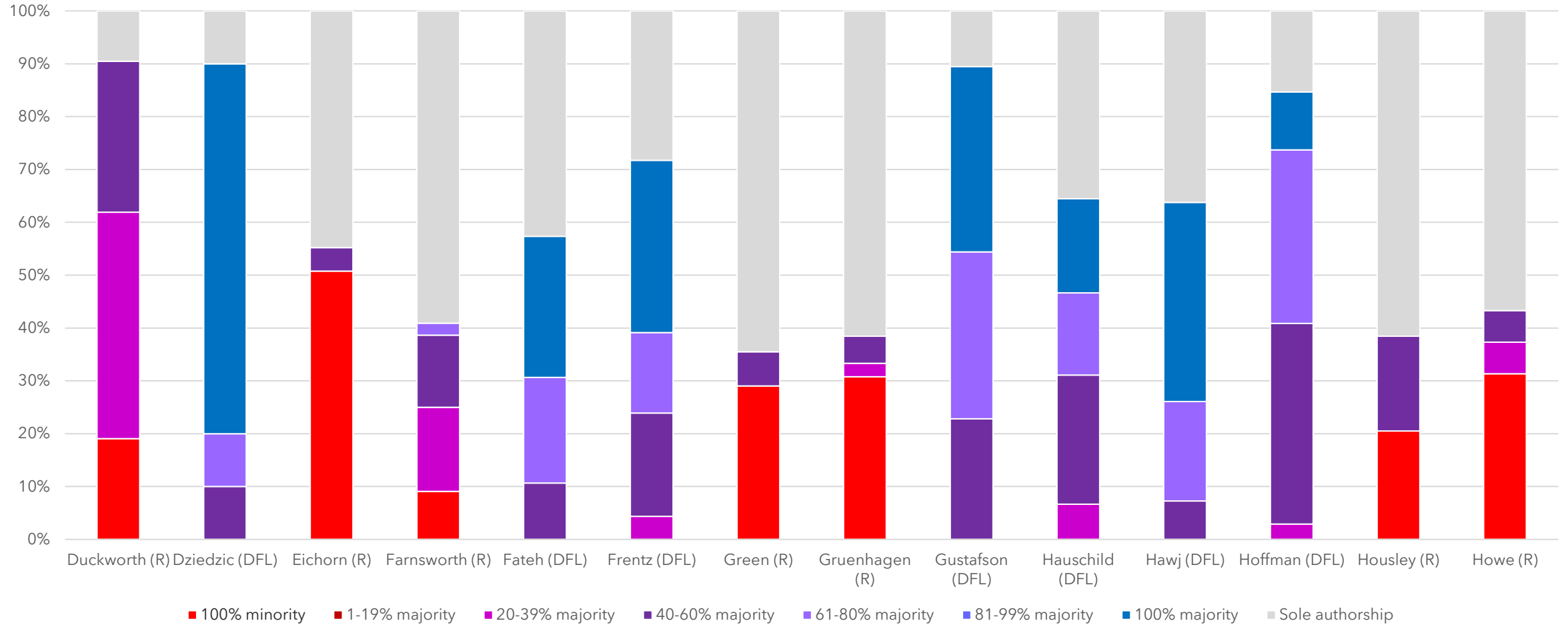
Senate individual chief authored bills

- Almost every member of the Senate had at least one member of the opposite party signed onto the bills they carried as the chief author.

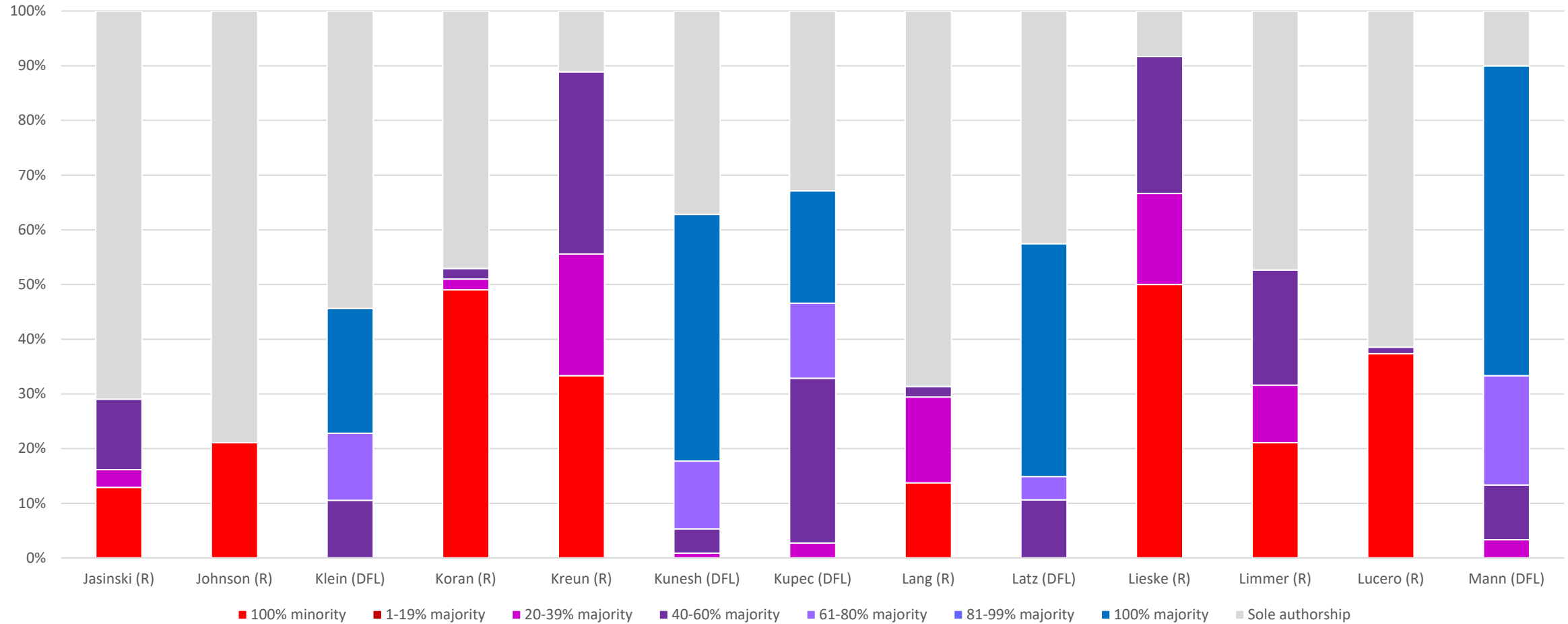
Partisan Makeup of Senate Bills Held by Chief Author



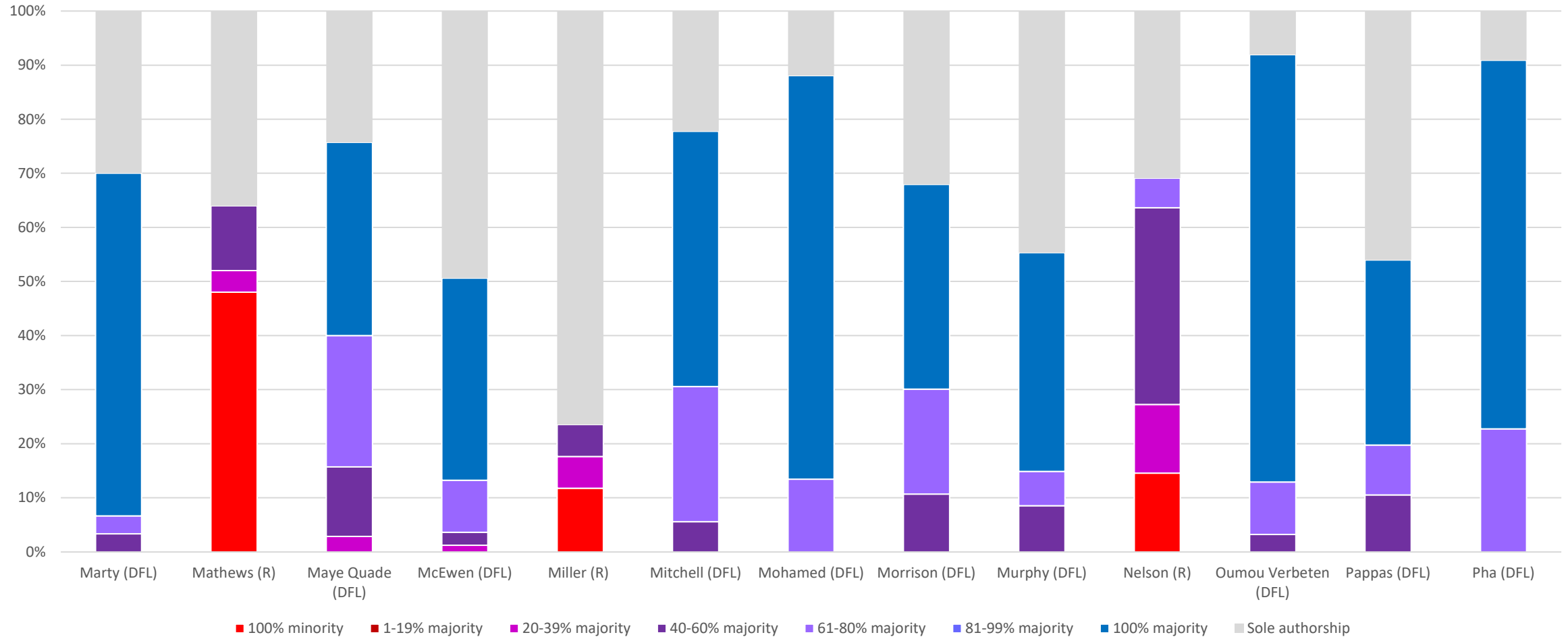
Partisan Makeup of Senate Bills Held by Chief Author



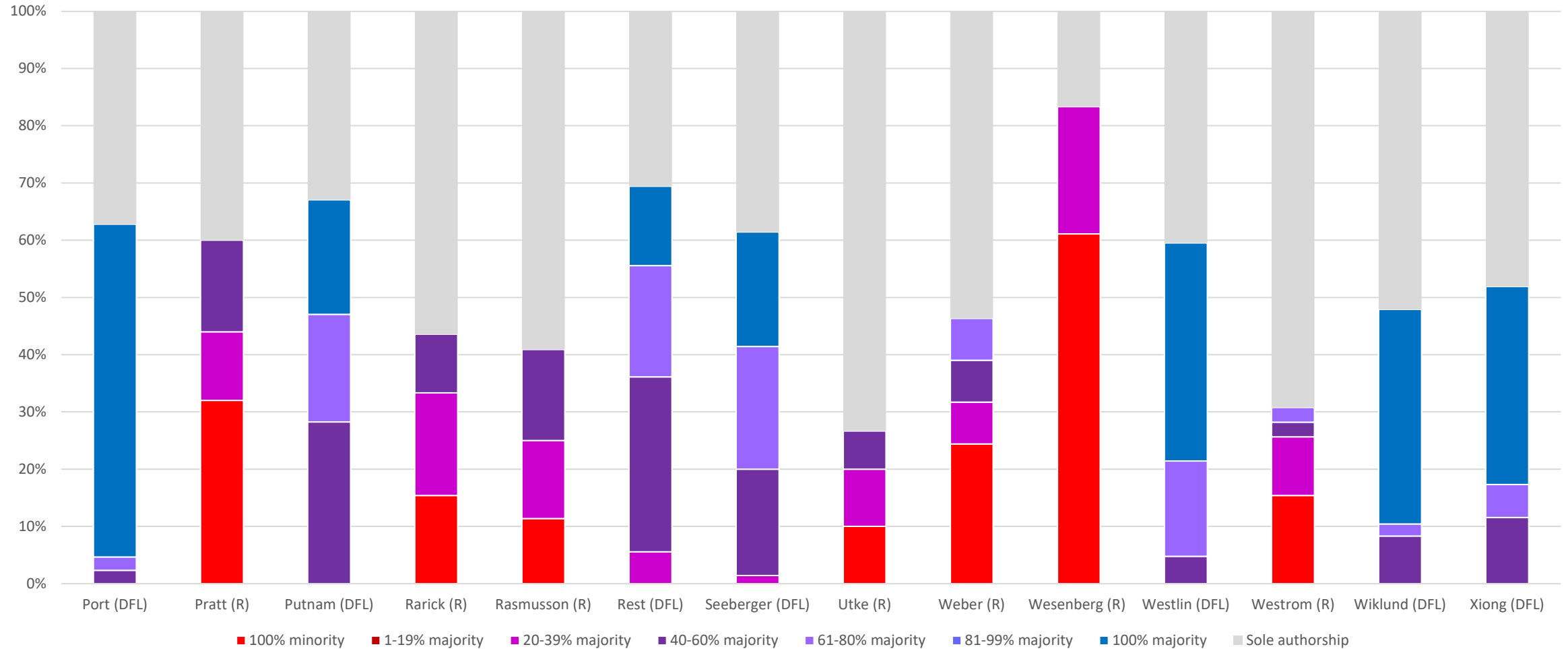
Partisan Makeup of Senate Bills Held by Chief Author



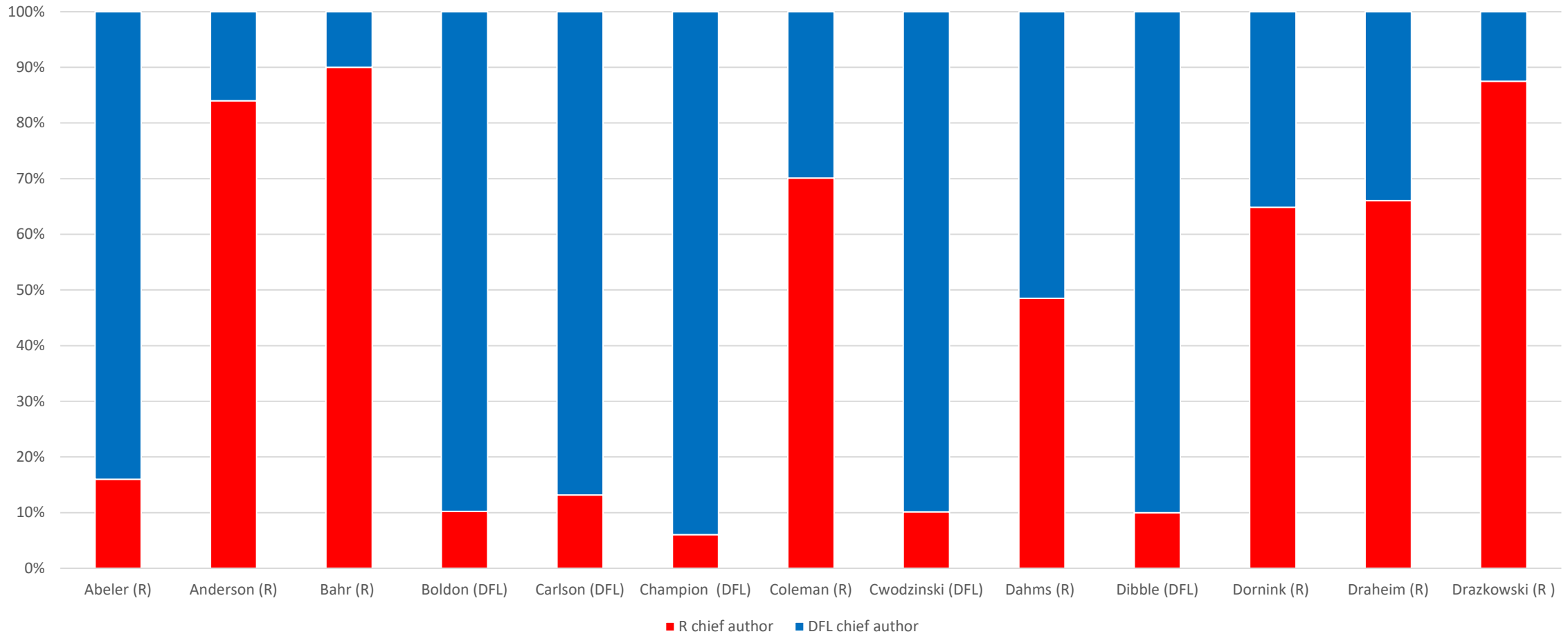
Partisan Makeup of Senate Bills Held by Chief Author



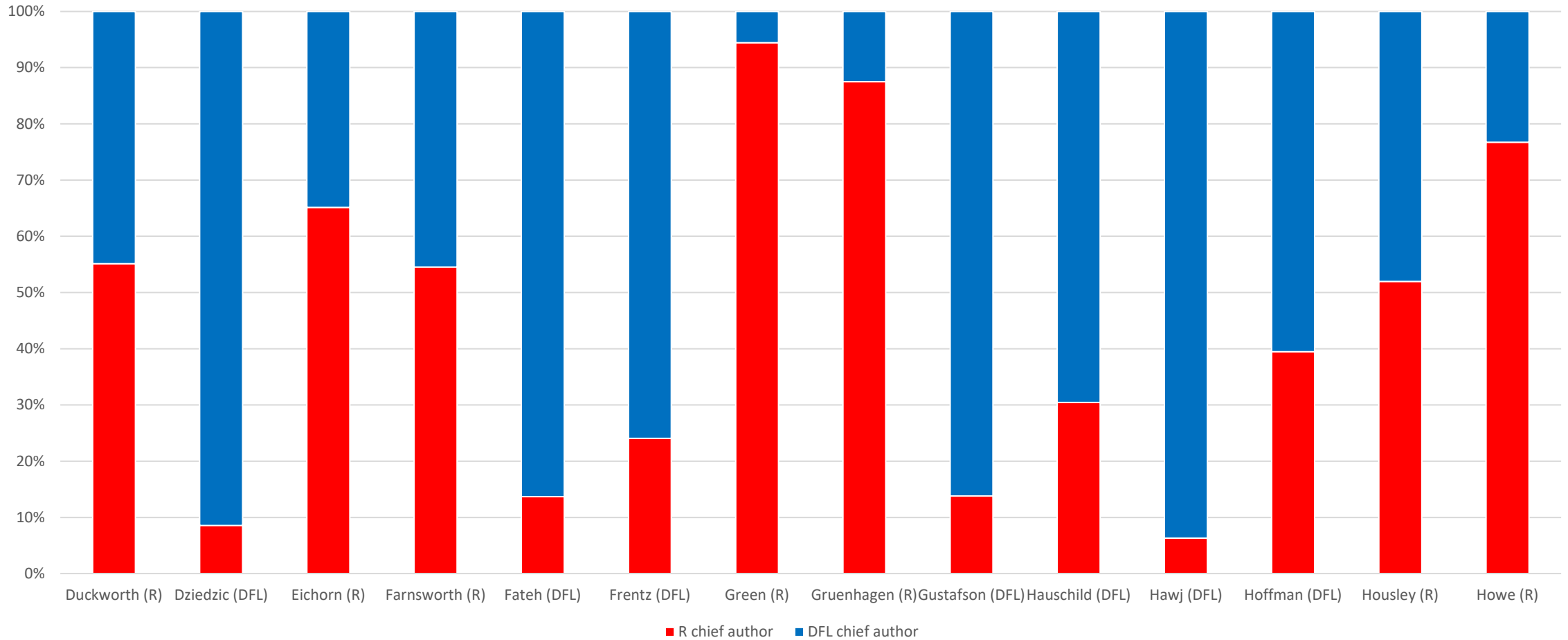
Partisan Makeup of Senate Bills Held by Chief Author



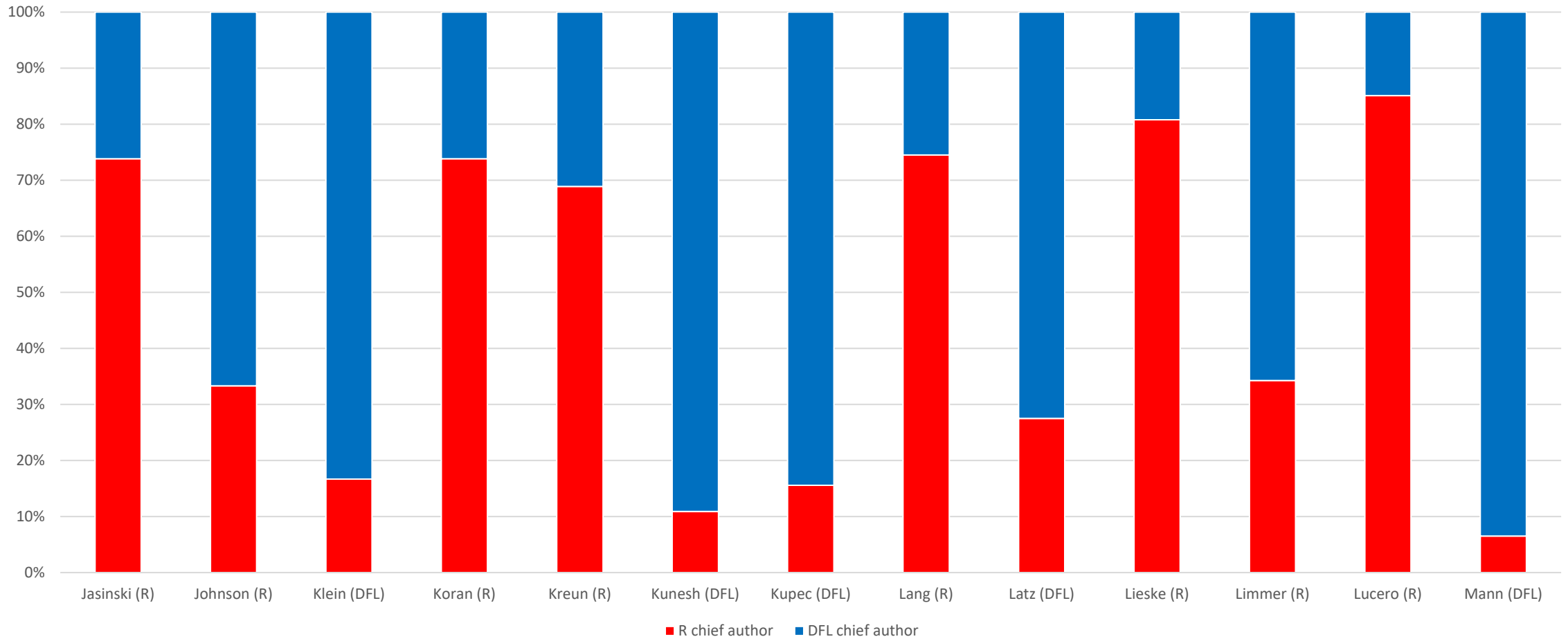
Partisan Makeup of Senate Bills by Co-Authorship



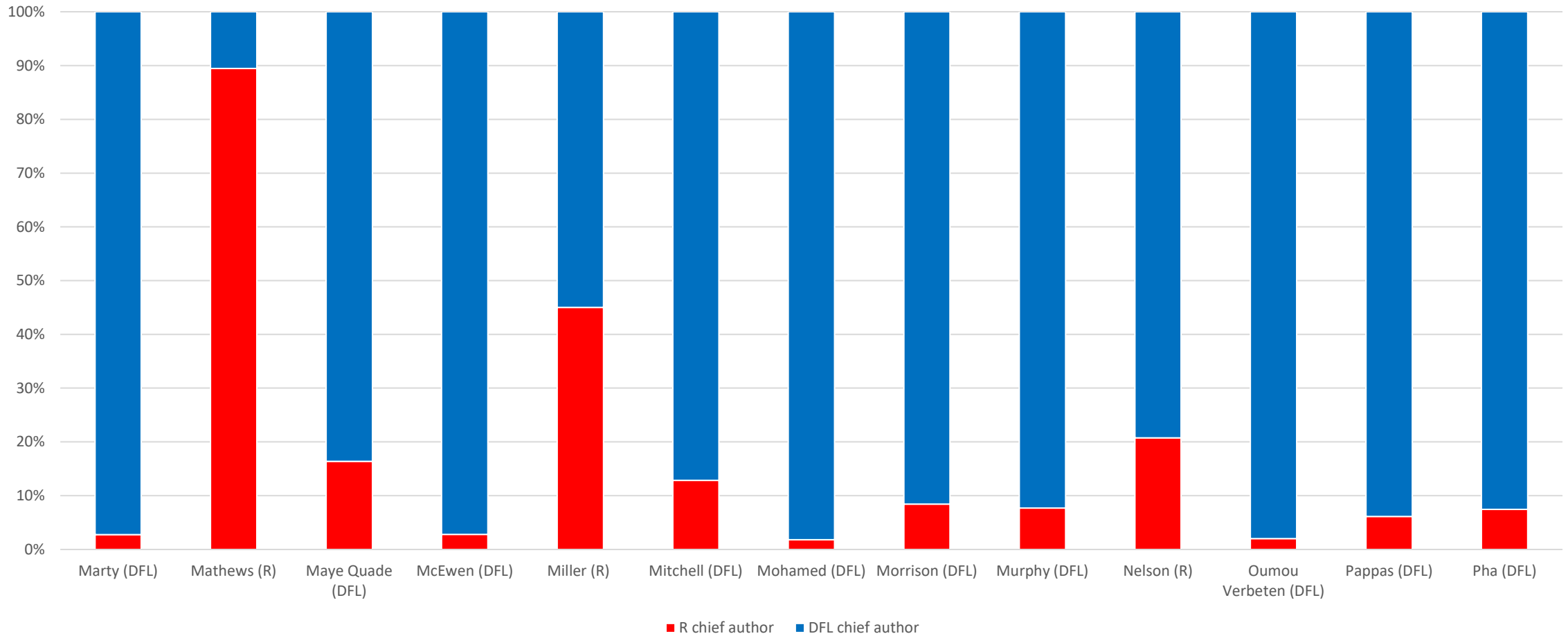
Partisan Makeup of Senate Bills by Co-Authorship



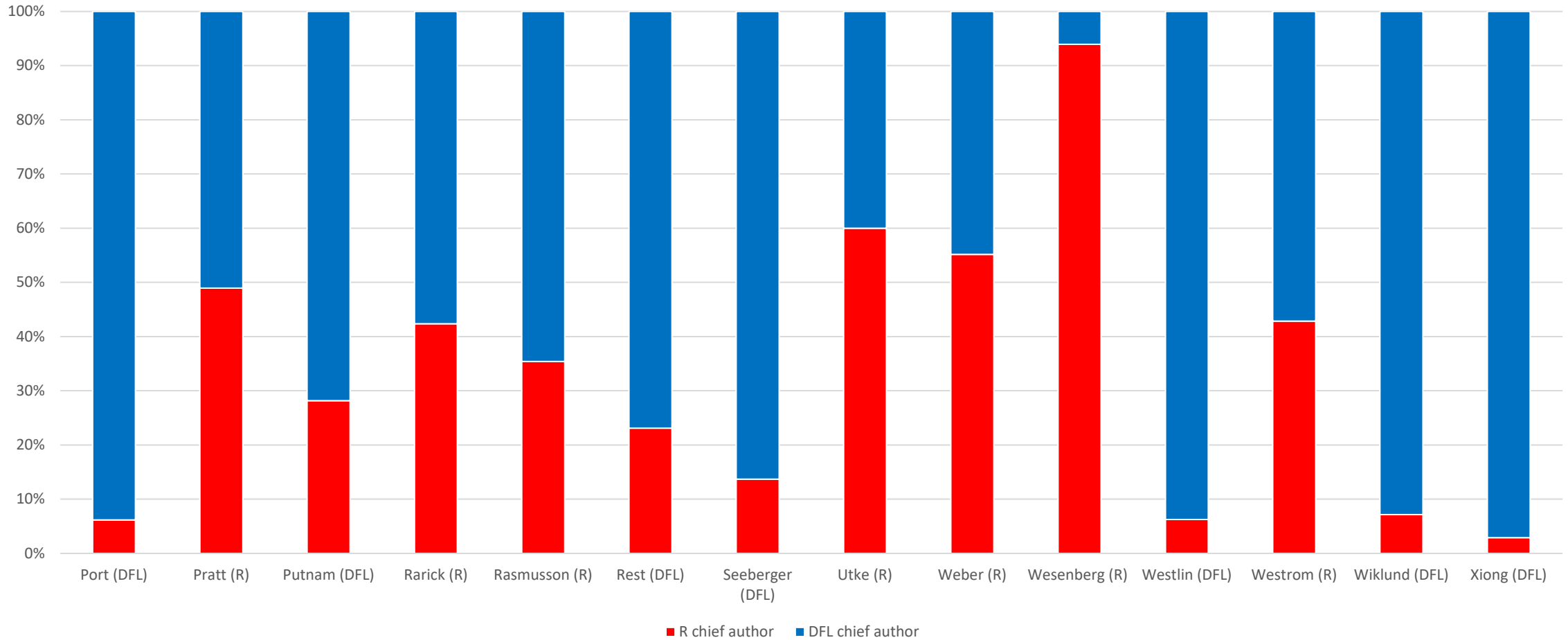
Partisan Makeup of Senate Bills by Co-Authorship



Partisan Makeup of Senate Bills by Co-Authorship



Partisan Makeup of Senate Bills by Co-Authorship



Top-level findings from individual statistics in the House

Partisanship - within this analysis - is more stark in the House than the Senate.

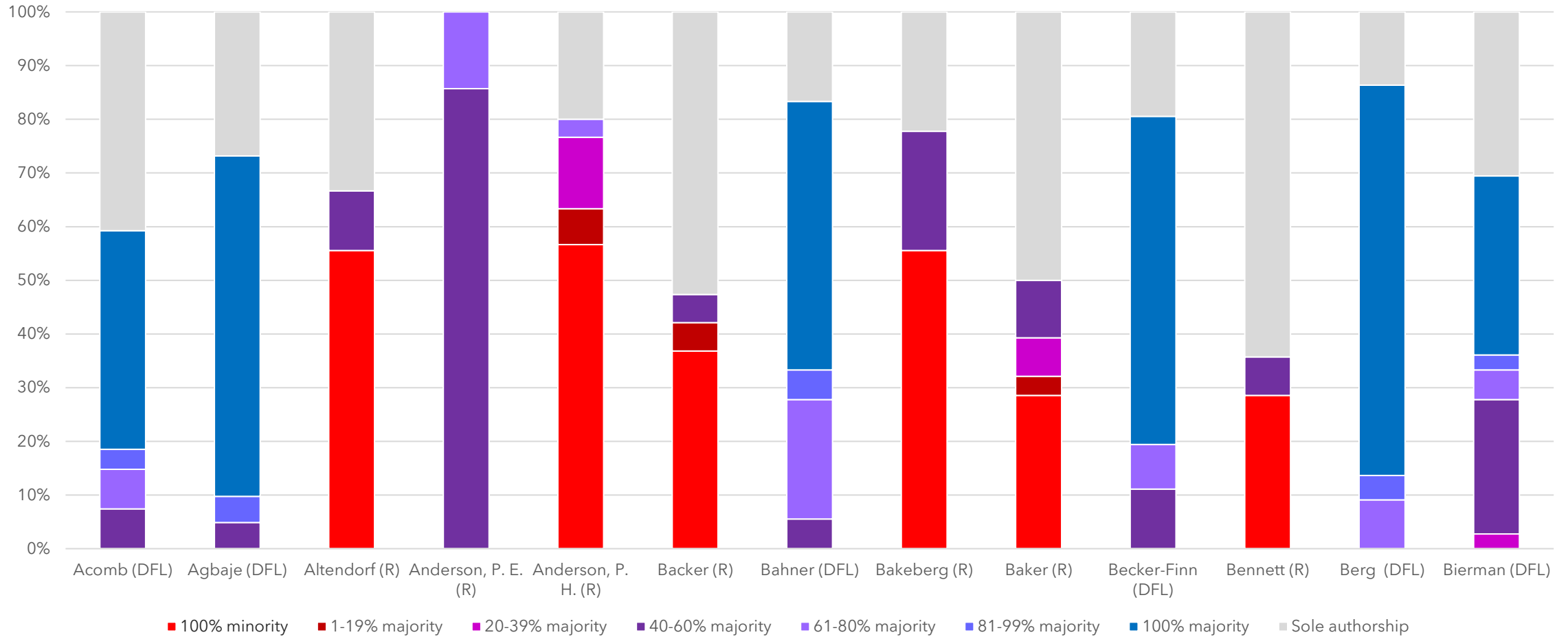
House individual cosigned bills

- 11 Republican representatives had DFL chief authors on at least 50% of the bills they signed onto.
- 22 DFL members and two Republican members only signed onto bills chief-authored by a member of their same party.

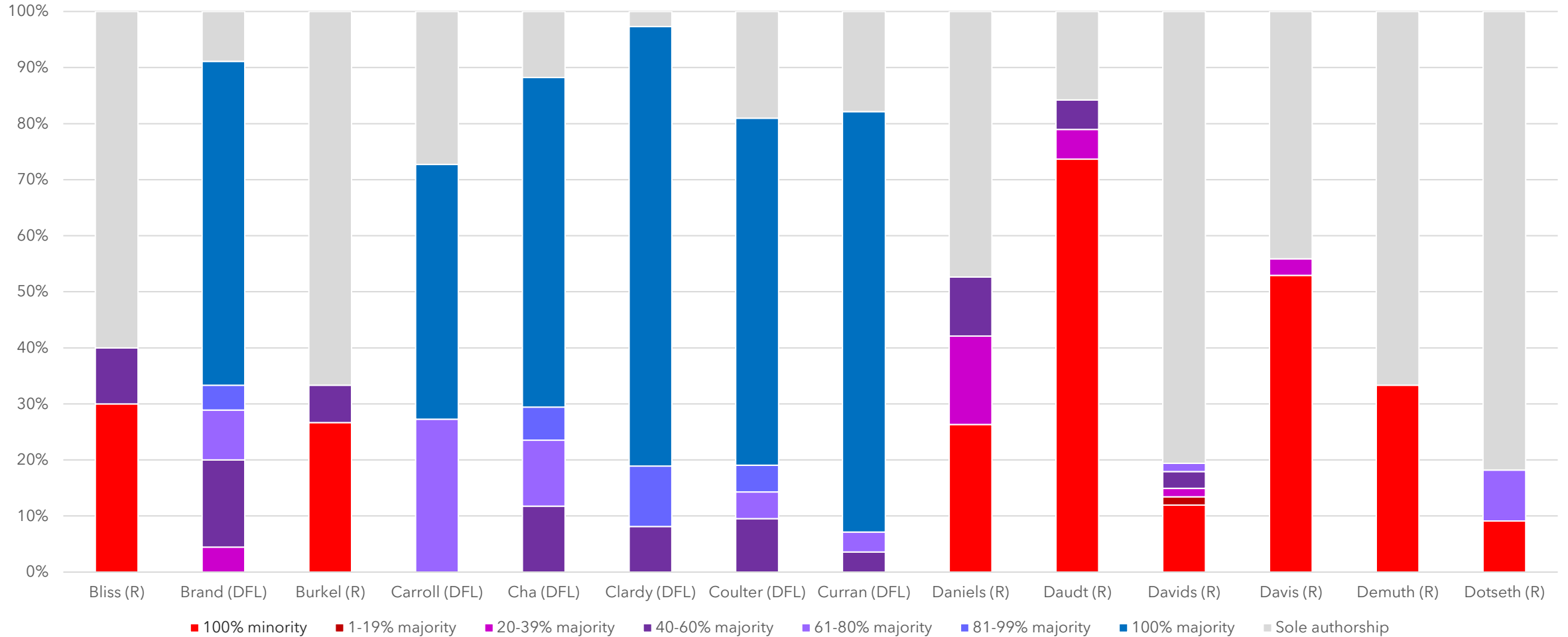
House individual chief authored bills

- Two Republican members had at least one member of each party on 100% of the bills they carried with others.
- 14 Republican and three DFL members only had bills they carried alone or with members of the same party.
- Seven Republican and seven DFL members carried as many or more bills with cosigners of the opposite party than they did with members of their own party.

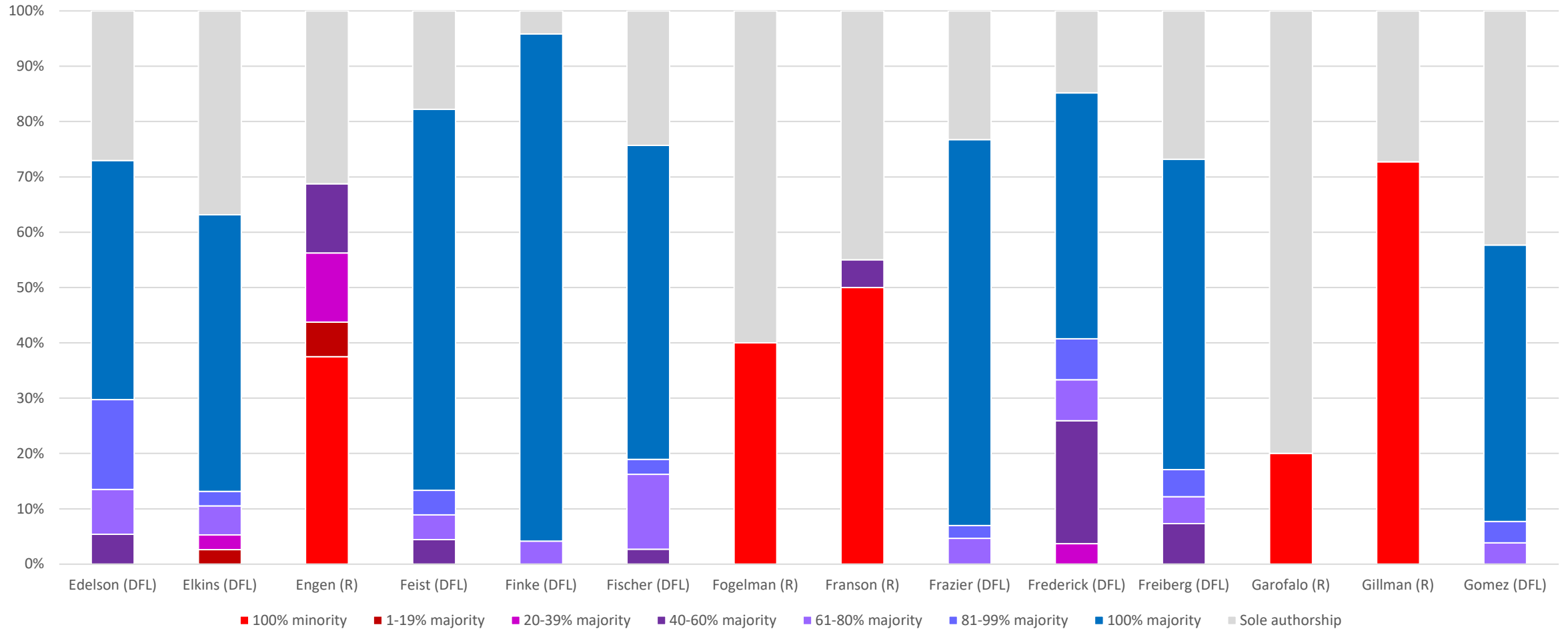
Partisan Makeup of House Bills Held by Chief Author



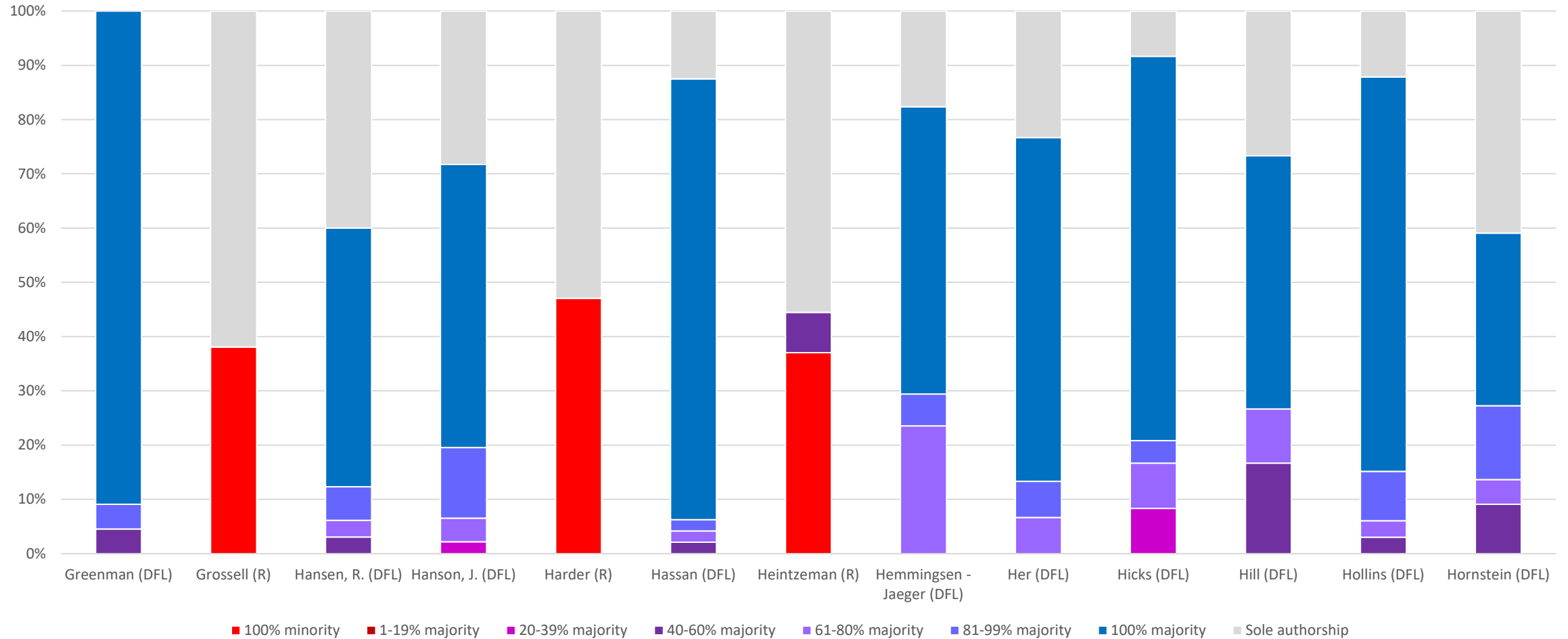
Partisan Makeup of House Bills Held by Chief Author



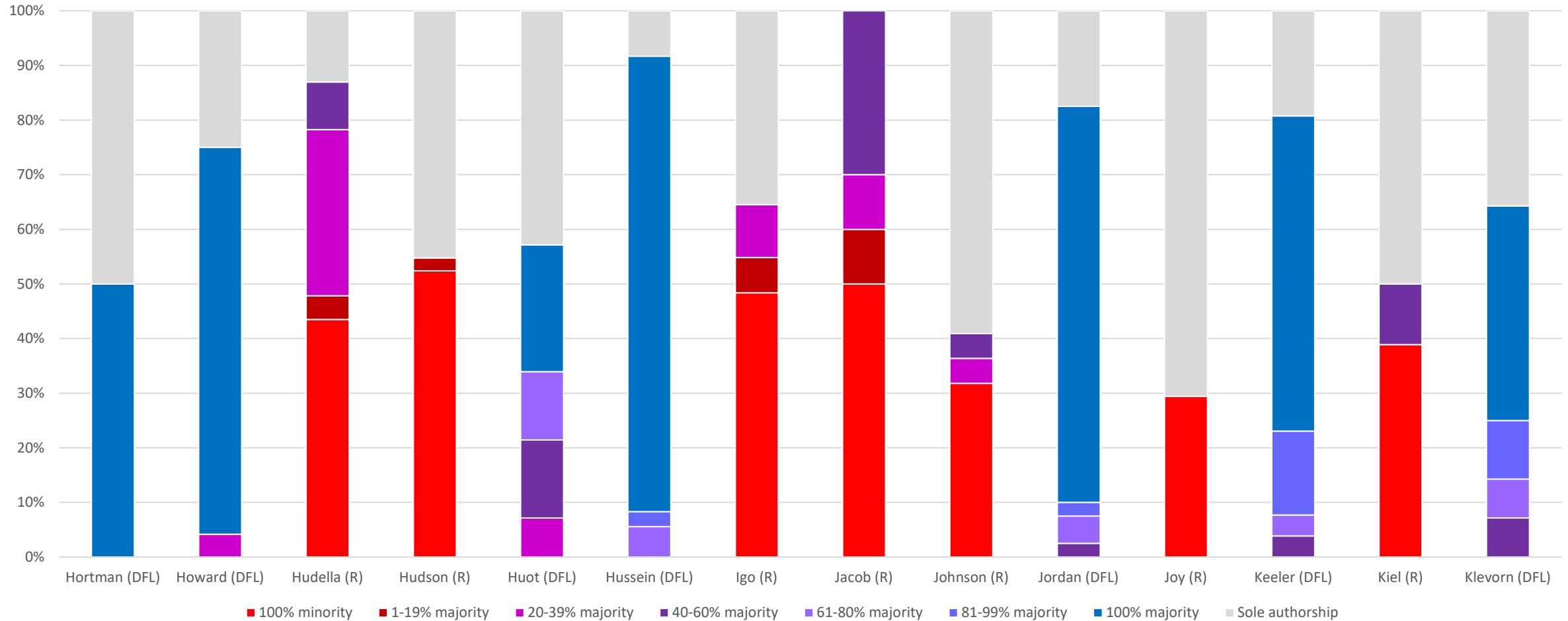
Partisan Makeup of House Bills Held by Chief Author



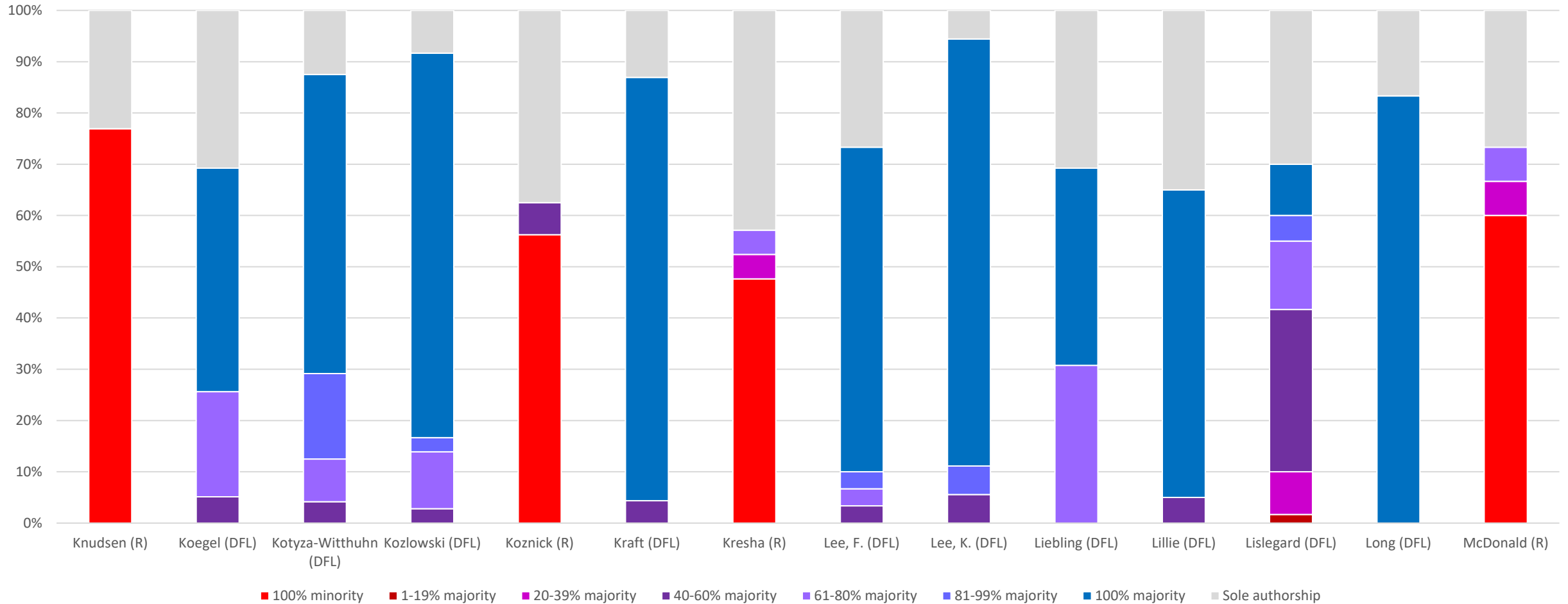
Partisan Makeup of House Bills Held by Chief Author



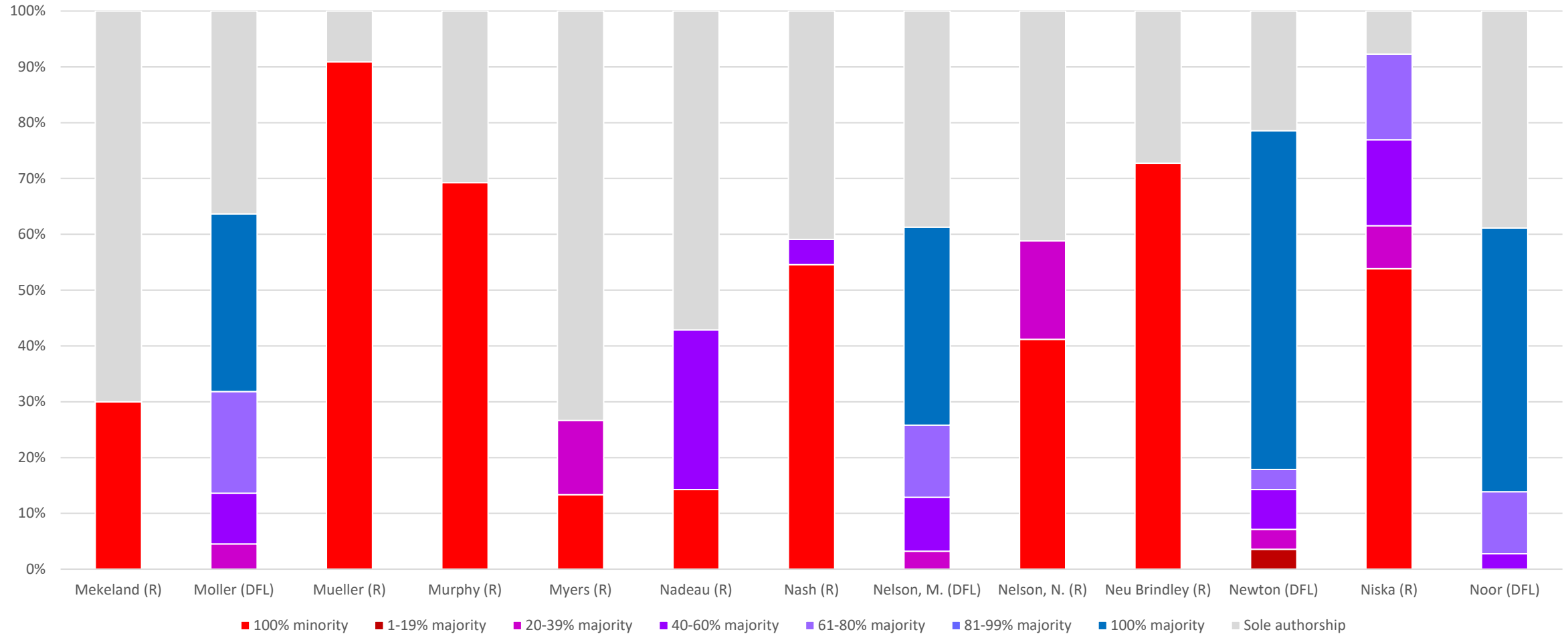
Partisan Makeup of House Bills Held by Chief Author



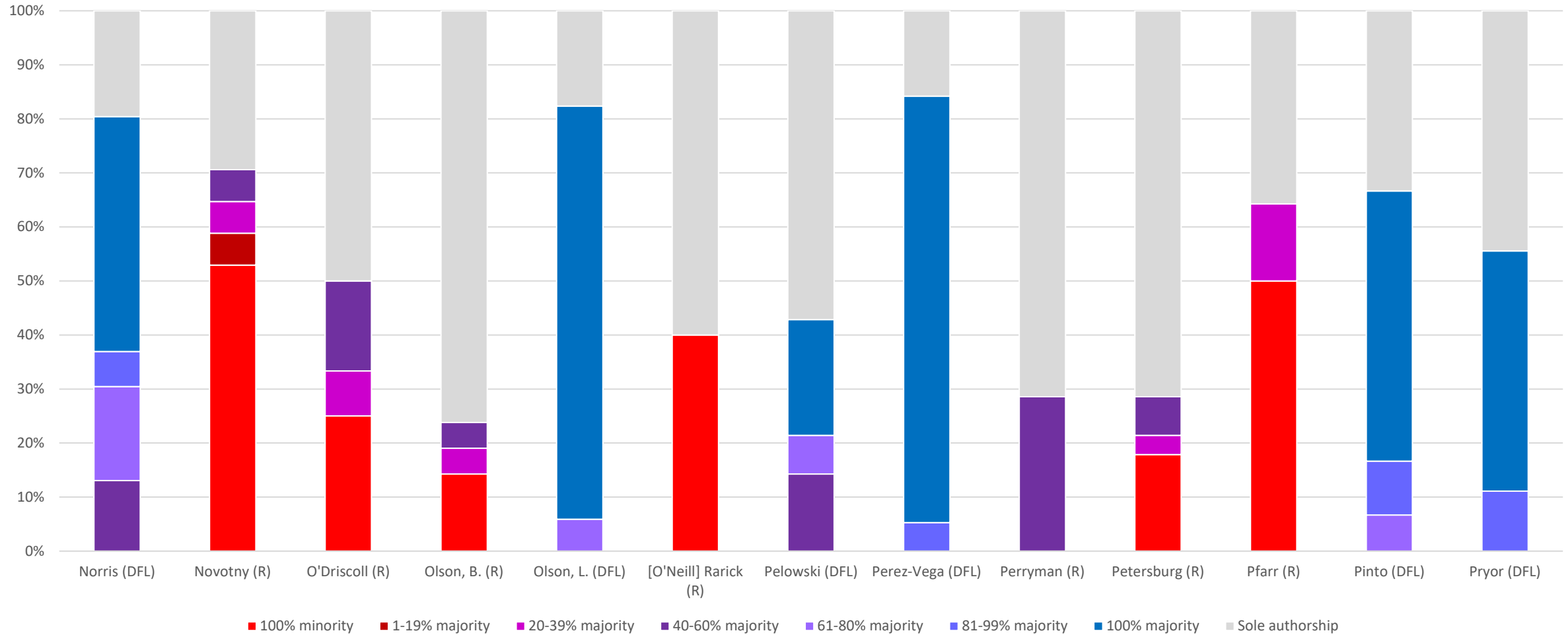
Partisan Makeup of House Bills Held by Chief Author



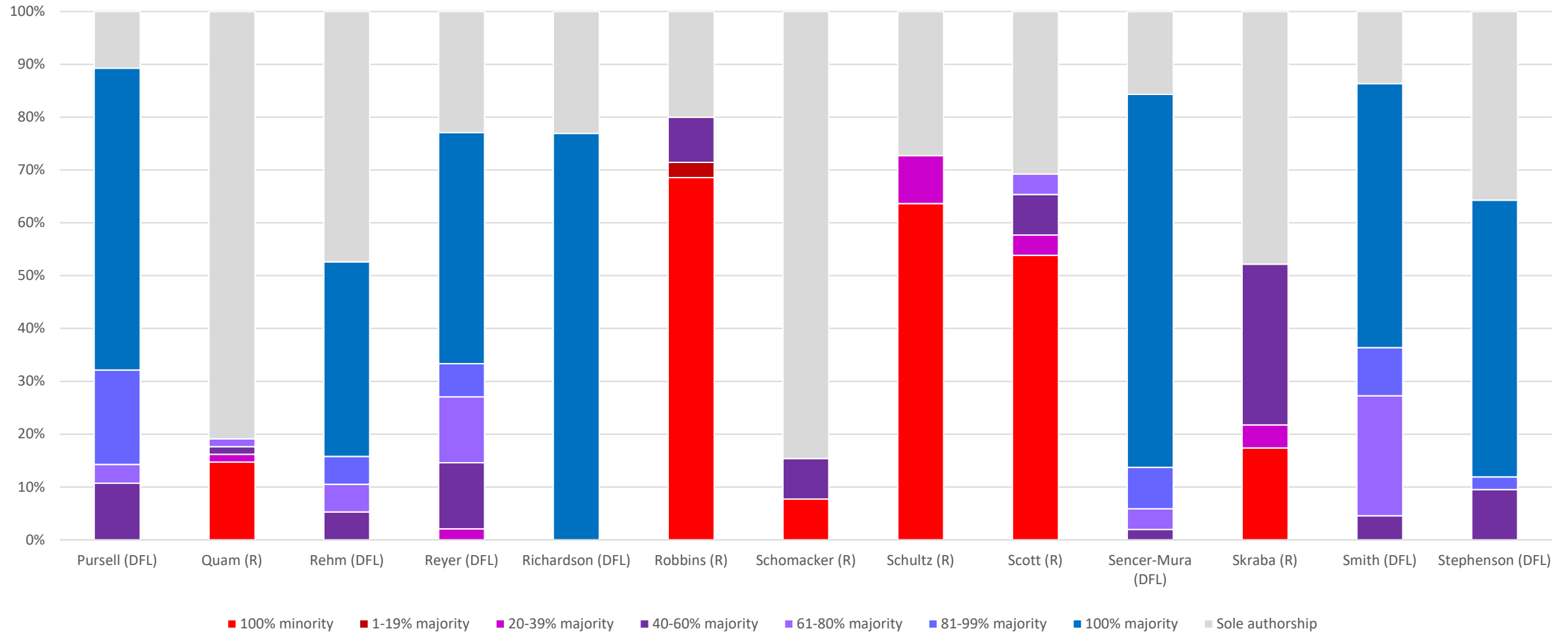
Partisan Makeup of House Bills Held by Chief Author



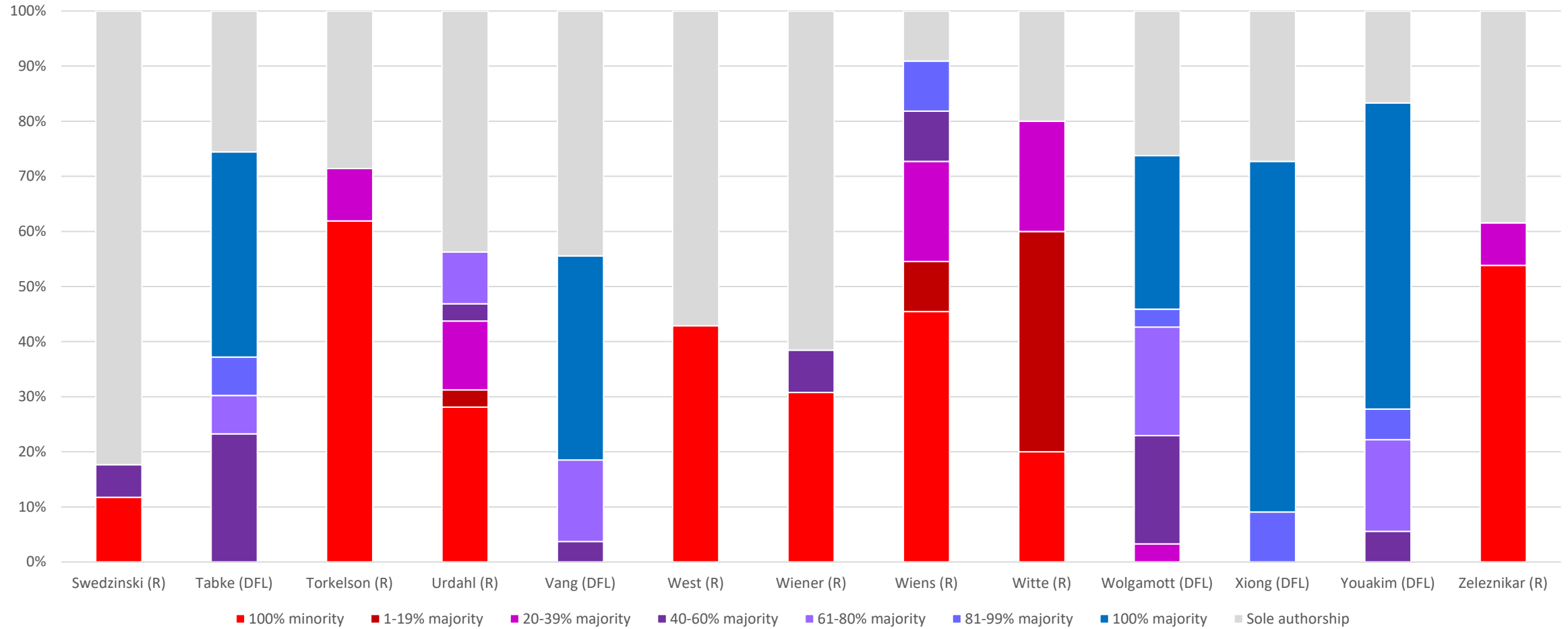
Partisan Makeup of House Bills Held by Chief Author



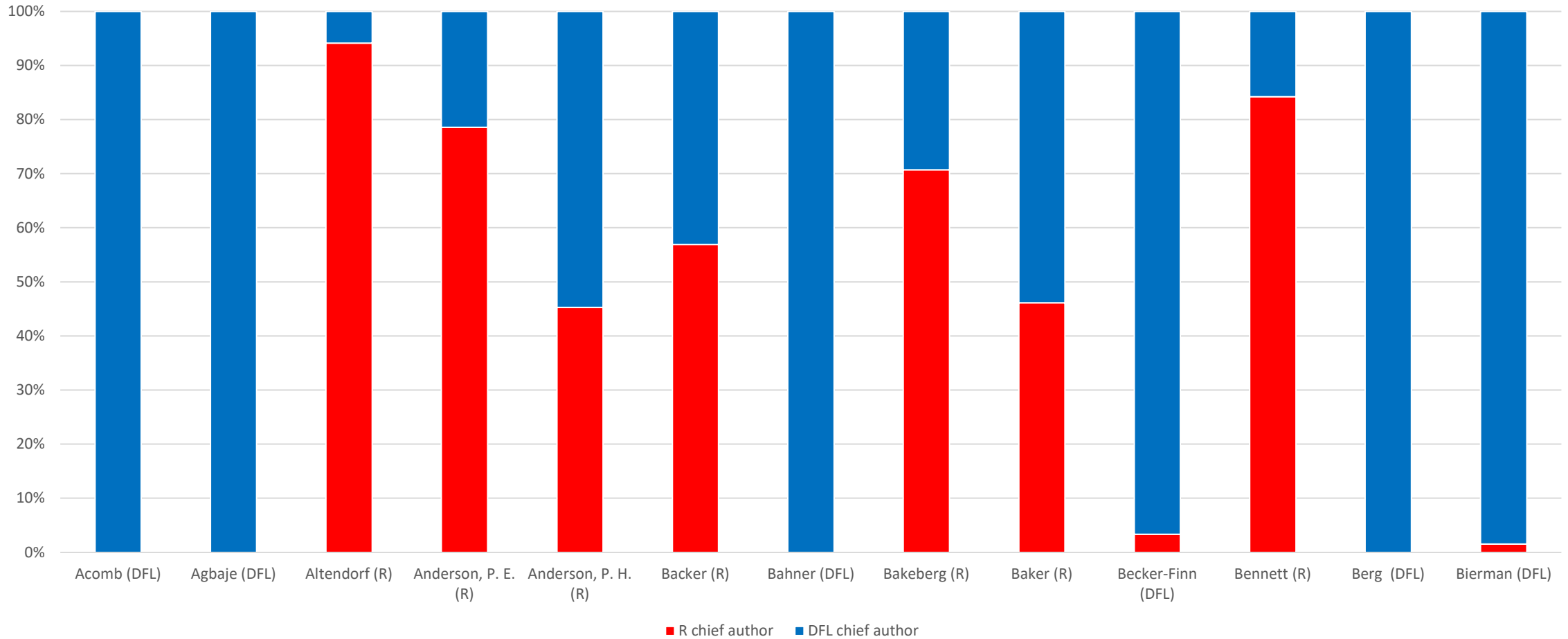
Partisan Makeup of House Bills Held by Chief Author



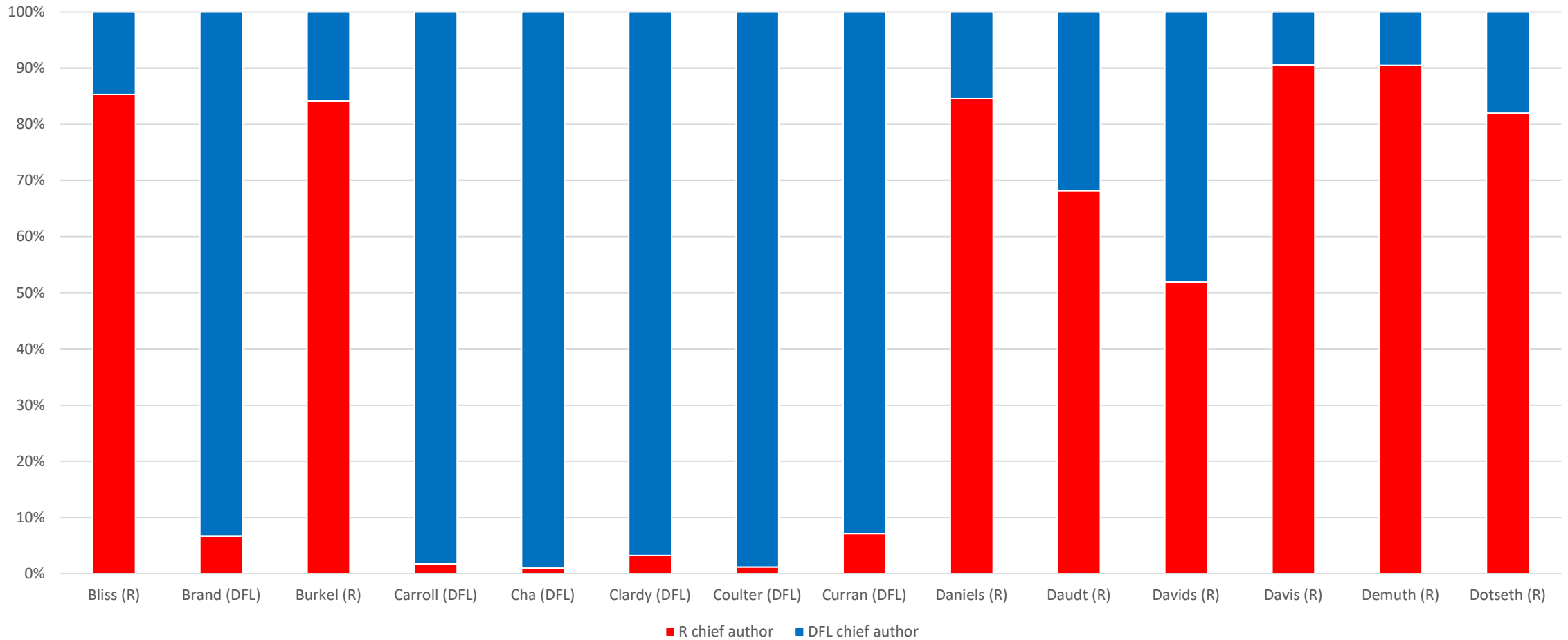
Partisan Makeup of House Bills Held by Chief Author



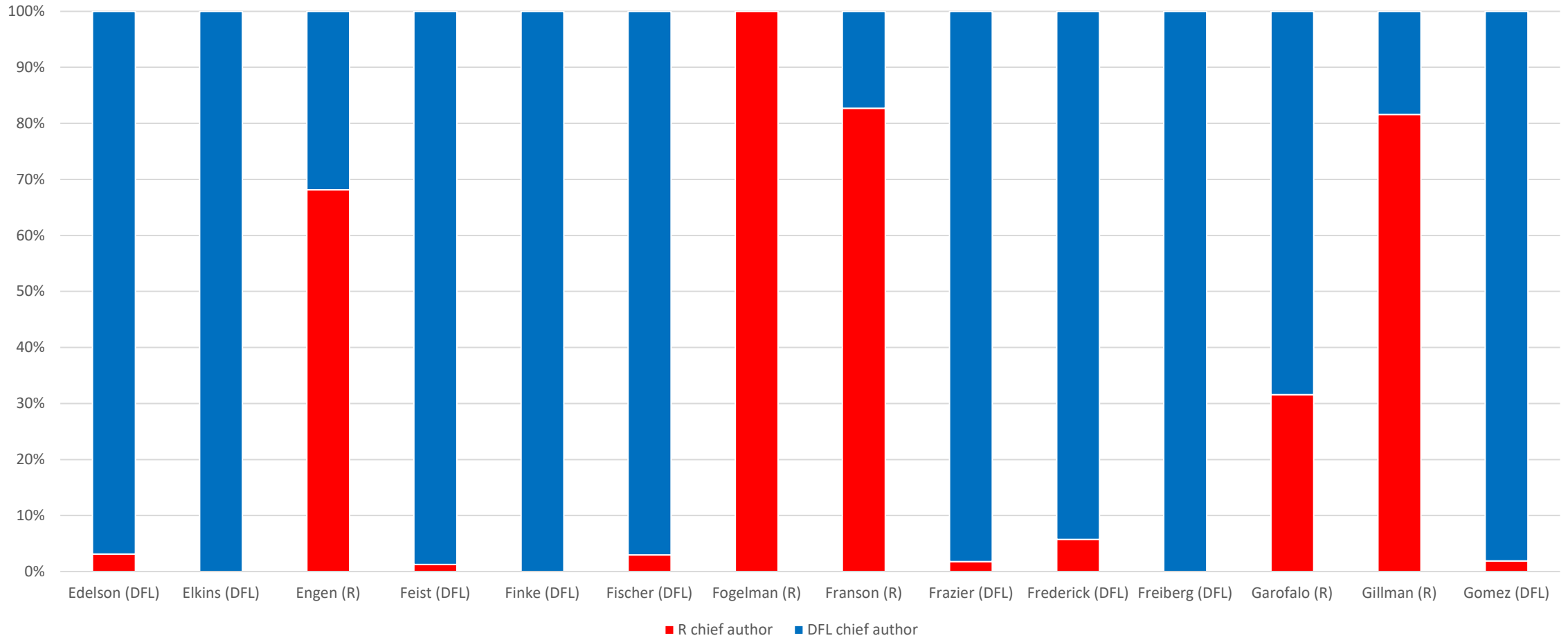
Partisan Makeup of House Bills by Co-Authorship



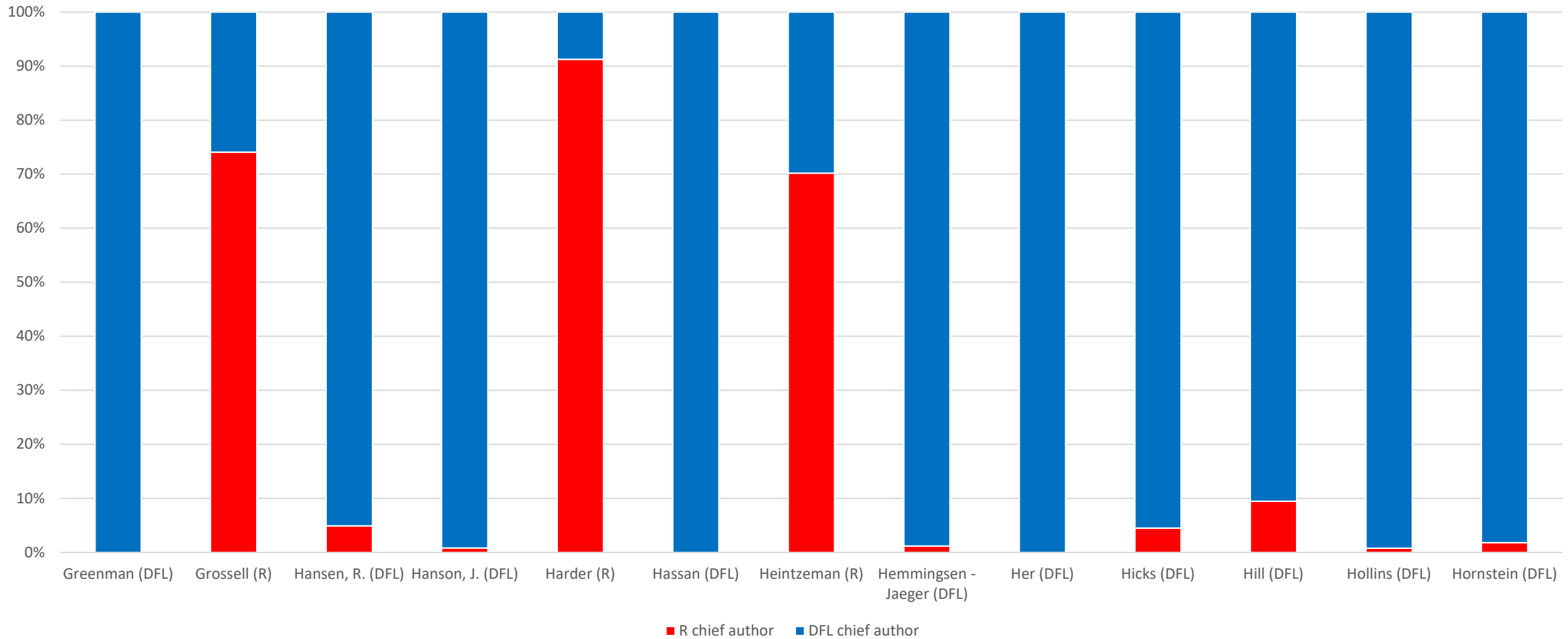
Partisan Makeup of House Bills by Co-Authorship



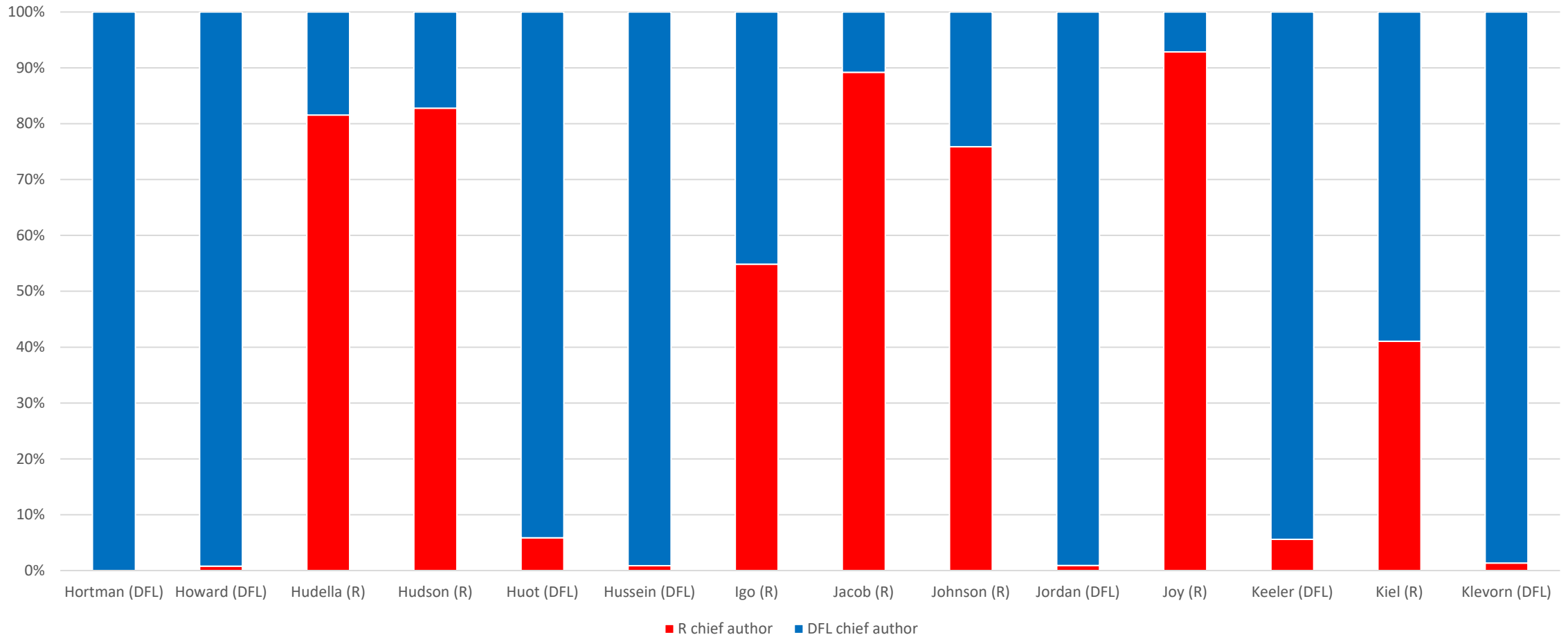
Partisan Makeup of House Bills by Co-Authorship



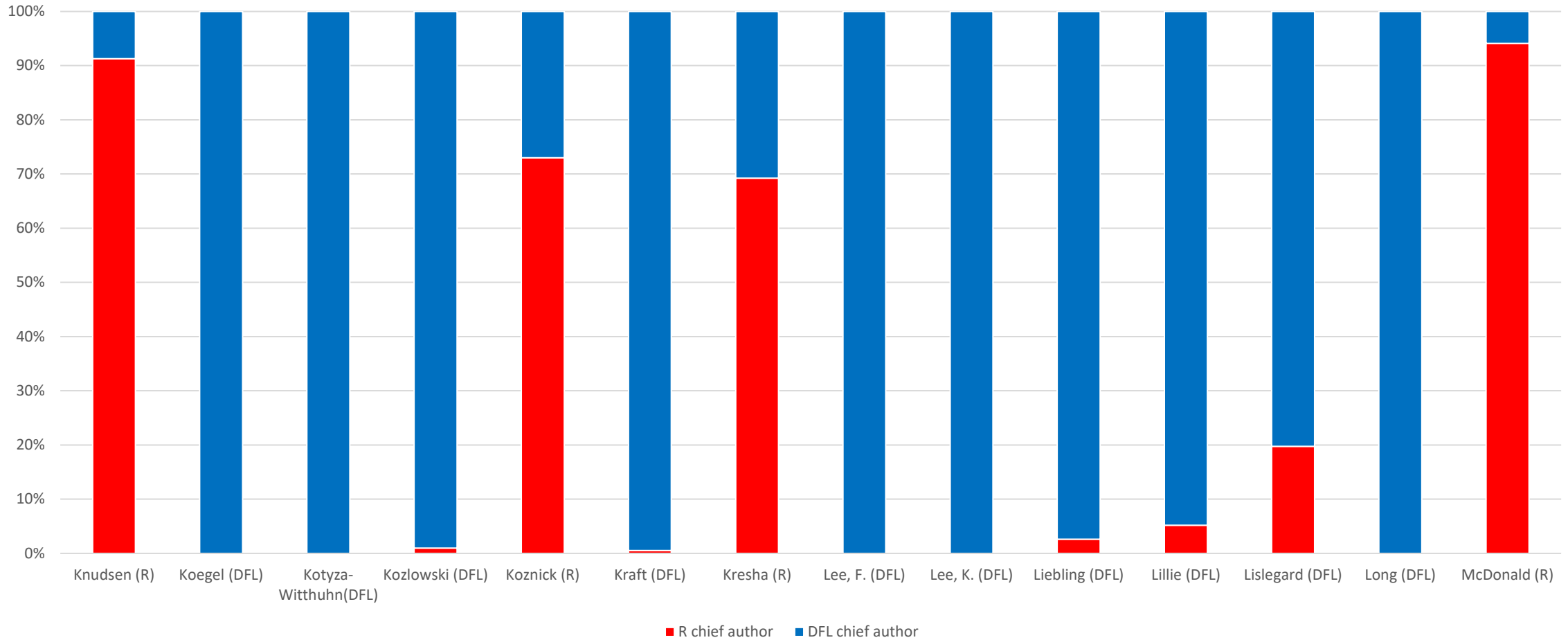
Partisan Makeup of House Bills by Co-Authorship



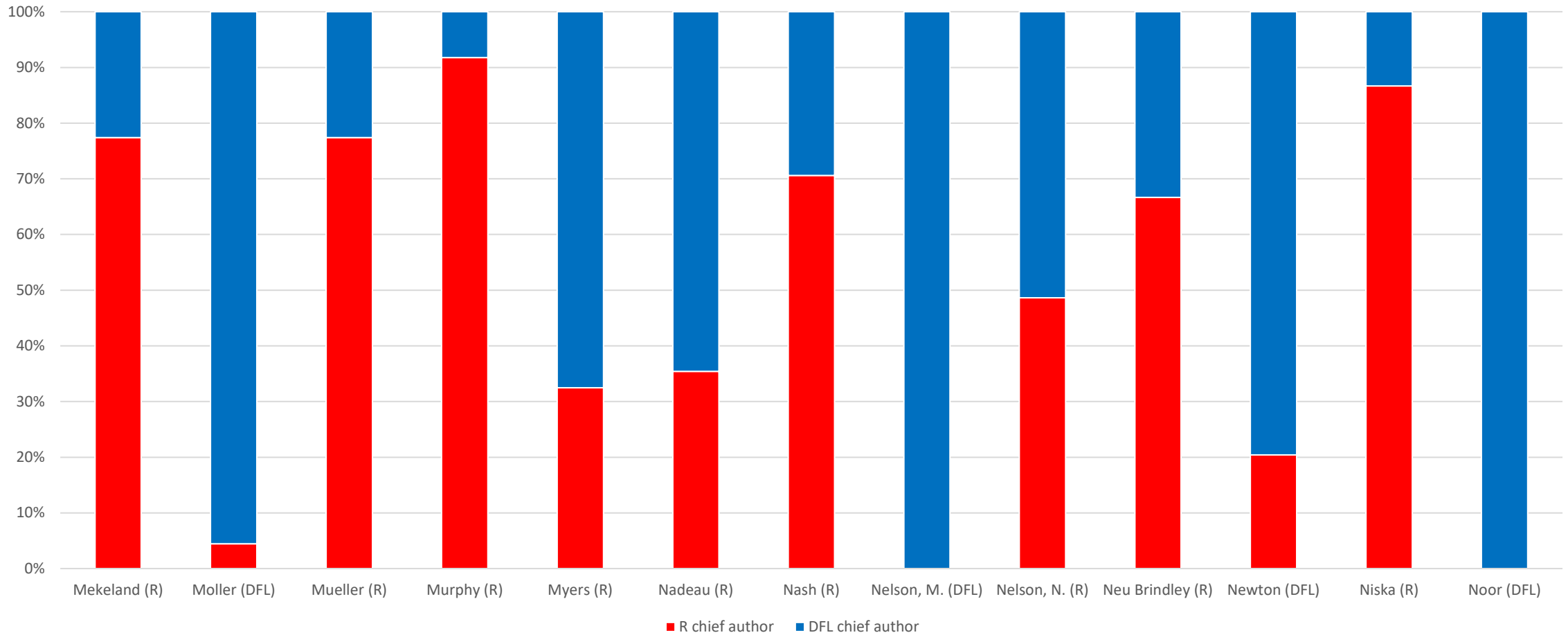
Partisan Makeup of House Bills by Co-Authorship



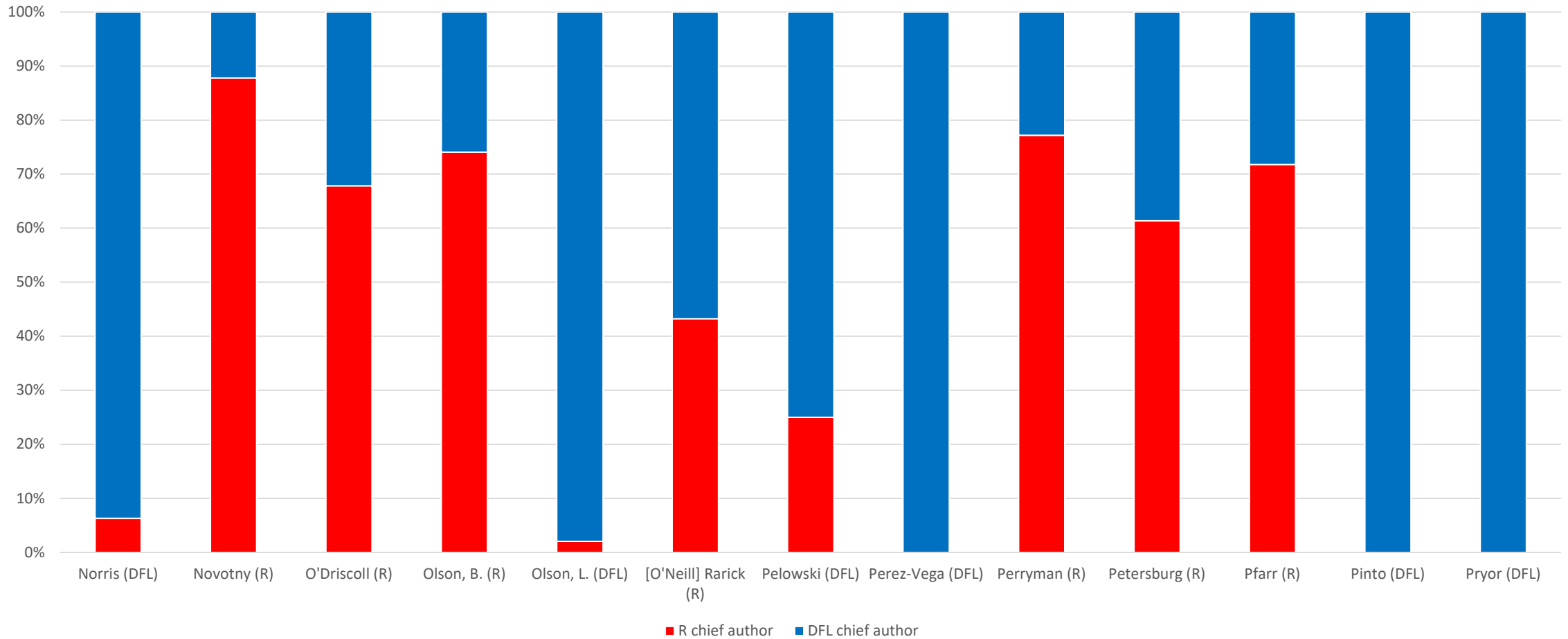
Partisan Makeup of House Bills by Co-Authorship



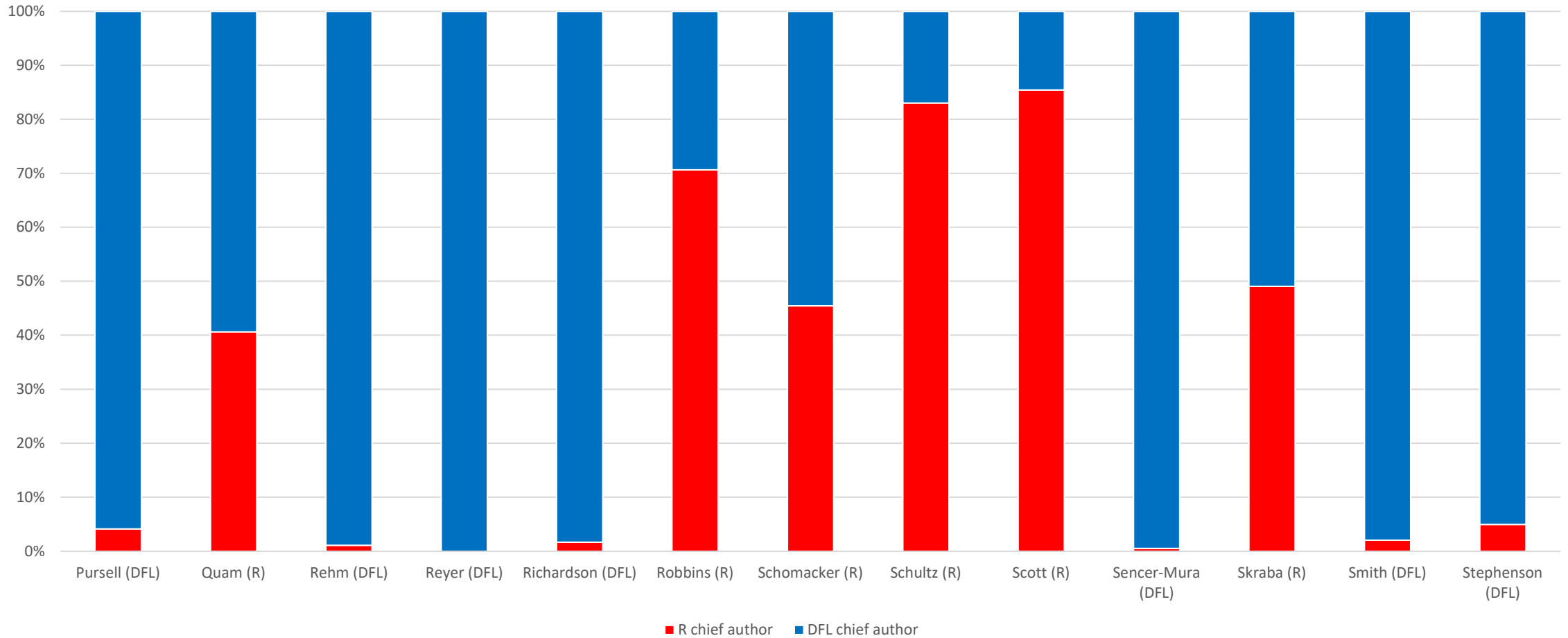
Partisan Makeup of House Bills by Co-Authorship



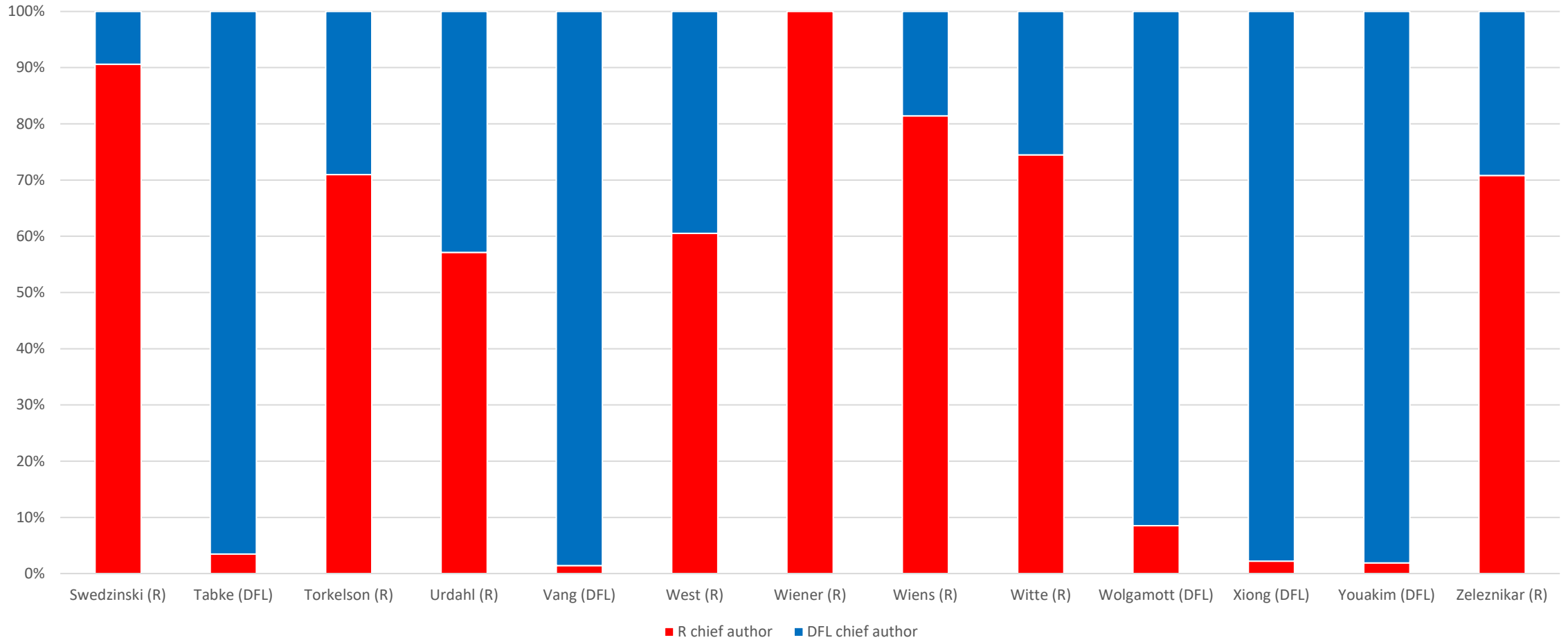
Partisan Makeup of House Bills by Co-Authorship



Partisan Makeup of House Bills by Co-Authorship



Partisan Makeup of House Bills by Co-Authorship



Bills Heard vs. Bills Passed

There are two major questions that will likely be raised that we're not able to answer in this report: how the number of bills that received hearings compares to prior years, and what percentage of bills heard were enacted.

We consider this report as the start of a project, and plan to repeat the study in subsequent years.

Hearings are easily measured. The outcomes of individual bills, in this age of omnibus, is harder to track.

There are several paths for a bill to become a law: passed as a standalone bill, as a numbered amendment, or as part of an omnibus bill. Since similar language that is incorporated - especially in committee with author's amendments - isn't always identified and tracked by bill number, it is easy to lose track of which bills made it across the finish line. At this point we are not including this information in the report. We are exploring opportunities to expand the scope of the report in future years and will do so if resources allow.

Conclusions

Is any of this meaningful enough to be significant? Proof of *any* bipartisanship could be framed by the majority as proof of bipartisan cooperation, but at the same time could be framed by the minority party as small and insignificant. Or vice versa.

As the saying goes, what gets measured gets managed. By paying attention to the actual data - and frankly, by publishing it - we could be influencing future behavior, although there is currently no way to know in what way or by how much. It is our hope that in future years the proportion of bipartisan authorship of bills will increase, and legislators who engage in work across the aisle will be recognized by their constituents and the news media.

We hope this report will accomplish two things:

One, to give support and acknowledgement to those legislators who are working across the aisle. We see you and we thank you for work that often goes unnoticed and unappreciated. Keep it up.

Secondly, to the public: despite what you may see in the news, or on social media, or from political campaigns - not all politics is divisive. Not every legislator sees enemies on the other side of the aisle. If you look hard enough, you can see the good work that's being done behind the scenes. (And if bipartisan cooperation is something you care about, we encourage you to run for office. This work needs more champions.)

Best Practices

While researching this report, we identified some best practices and opportunities we would recommend for future sessions to increase cooperation and collaboration:

- The House Veterans Committee noted in its minutes that one bill was co-presented by a member of the majority party, and a member of the minority party. Encouraging bipartisan teams to co-present bills could give rise to more bipartisan efforts.
- The Senate Taxes chair instituted a new rule – pledging not to hear bills with five authors of the same party. Four of the same party would be acceptable, if space was left for an author of another party.
- The seating arrangement of committee members in the Senate mixes members by party, which encourages relationship building, while the parties generally occupy opposite sides of the committee tables in the House. (It should be noted that individual committee members in the House do have the agency to “cross the aisle” and sit on the opposite side, while seats in Senate committees are assigned.)

Methodology

Bill introductions and referrals as they apply to committees, and bill authors in the individual graphs are as of adjournment on May 22, 2023.

The bill authors in the committee graphs are authorship as of the hearing date. (If an author was added or removed the same day as a hearing, we took that change as of the hearing - whether or not the floor session happened before or after the committee meeting.)

Hearings in the Rules committees were not included in the report because bill referrals to those committees operate differently than the policy and finance committees.

Some bills were counted multiple times because of multiple hearings across committees.

The graphs illustrating Senate bills will not have any bills in the 1-19% or 81-99% categories, because of the mathematical limits of 5 bill authors or less. These categories only apply to House bills.

Committees and individual legislators are presented in alphabetical order. One House member got married during the interim and is identified with her former last name in parentheses for clarity. One House member resigned during the interim prior to the publication of this report. We left her information in the dataset.

Authorship is based on information contained on the Minnesota legislative website, which is populated by information from the Revisor's office, and the House and Senate staff.

Hearings information is based on information publicly published in committee minutes, bill status spreadsheets, and individual bill information on the Minnesota Legislature website.

These numbers should be viewed as a mid-term report. Since the Minnesota legislature operates in a two-year biennium, some of what you see in this report can and will change by the end of the 93rd legislature. Bills that did not pass by 2023 adjournment are still viable until the legislature adjourns *sine die* in 2024.

Acknowledgements

This report is a production of Majority in the Middle.

Shannon Watson and Kaleb McCulloch were responsible for data collection and analysis.


Aaron Cieslicki provided technical assistance in data collection.

Members of our Board of Directors assisted with proofreading and pre-publication reviews. Special thanks goes to those board members who are former legislators for sharing their experience and context.

While no legislative staff members participated directly in the production of this report, many participated indirectly, and we thank them for their work. The production of correct and timely committee minutes and agendas seem like a small thing, but they were integral to our understanding of what happened in rooms that we were not able to be in at the time.

For more information, media requests, or future sponsorship opportunities, contact Shannon Watson at shannon@majoritymiddle.com or 651-295-8515.

Individual Legislator Pages



Representative Patty Acomb (DFL)

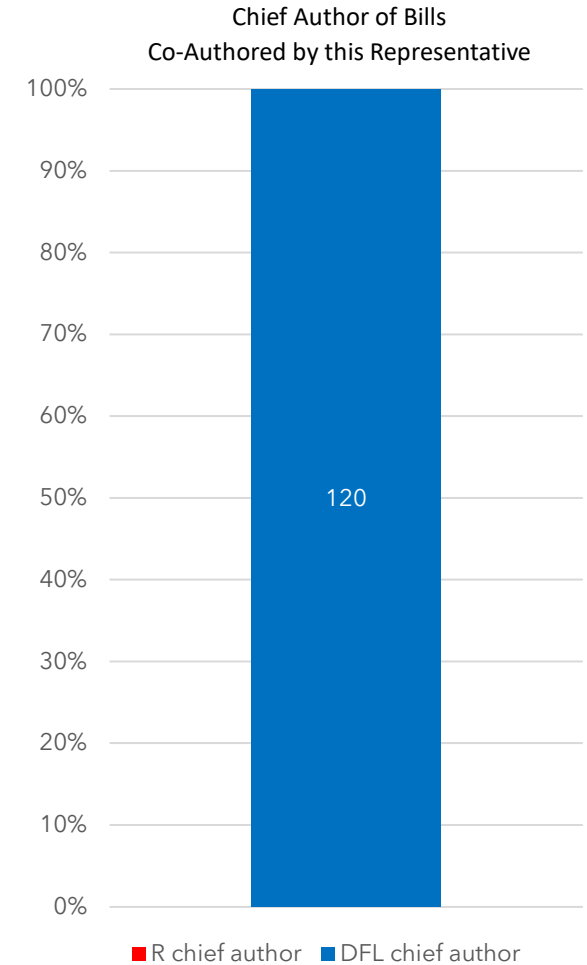
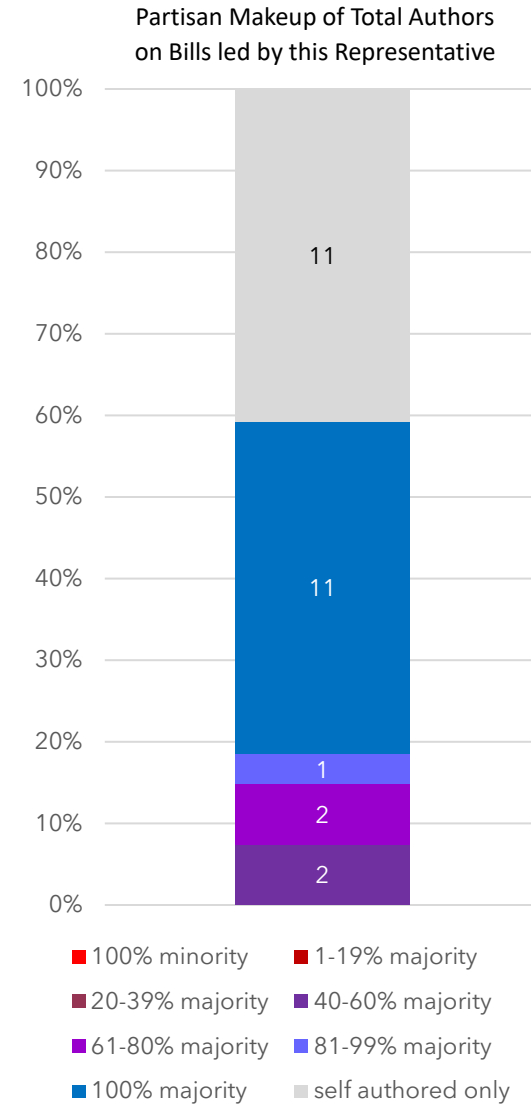
District 45B
3rd Term

27 bills were introduced by Representative Acomb:

- 11 (41%) bills were sole-authored
- 11 (41%) bills had co-authors only from her own party
- 5 (18%) bills had at least one member of another party

Representative Acomb co-signed 120 bills:

- 120 (100%) of those bills had a chief author from her own party
- 0 (0%) had a chief author from another party



Representative Esther Agbaje (DFL)

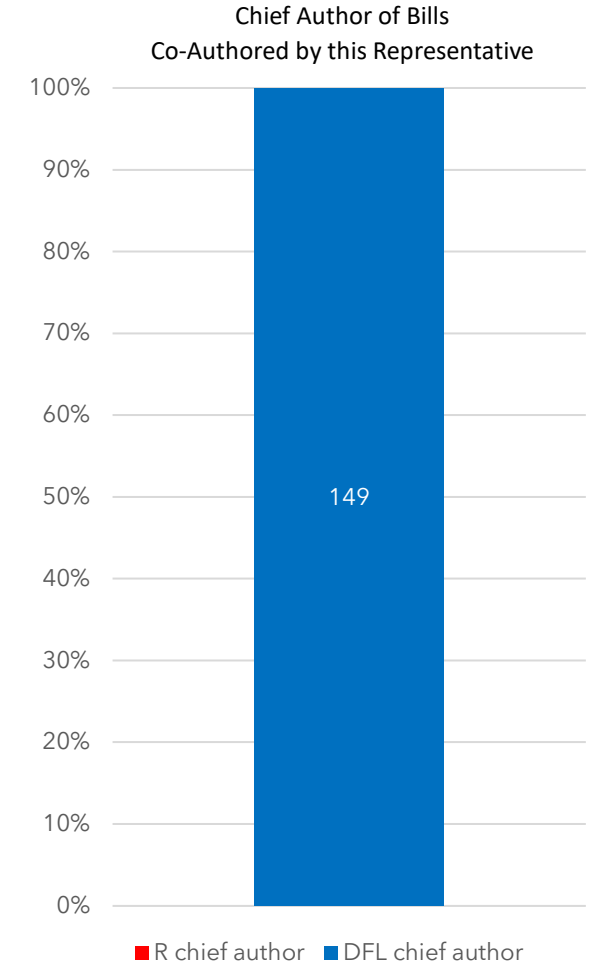
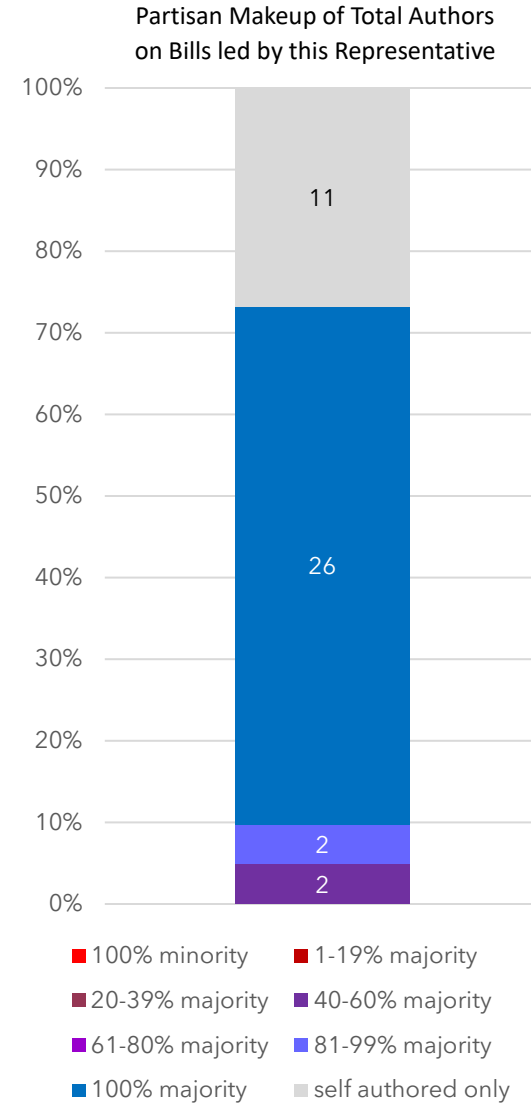
District 59B
2nd Term

41 bills were introduced by Representative Agbaje:

- 11 (27%) bills were sole-authored
- 26 (63%) bills had co-authors only from her own party
- 4 (10%) bills had at least one member of another party

Representative Agbaje co-signed 149 bills:

- 149 (100%) of those bills had a chief author from her own party
- 0 (0%) had a chief author from another party



Representative Pam Altendorf (R)

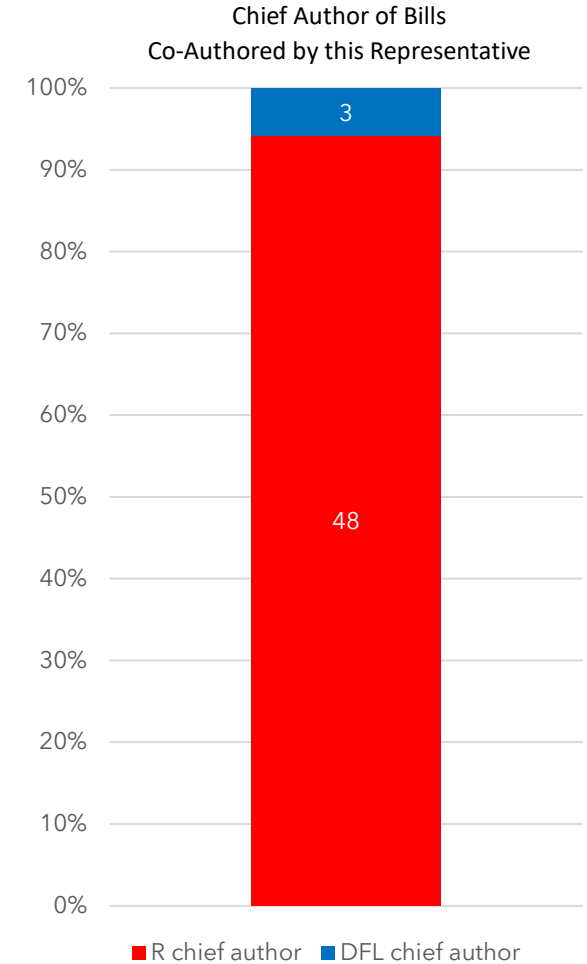
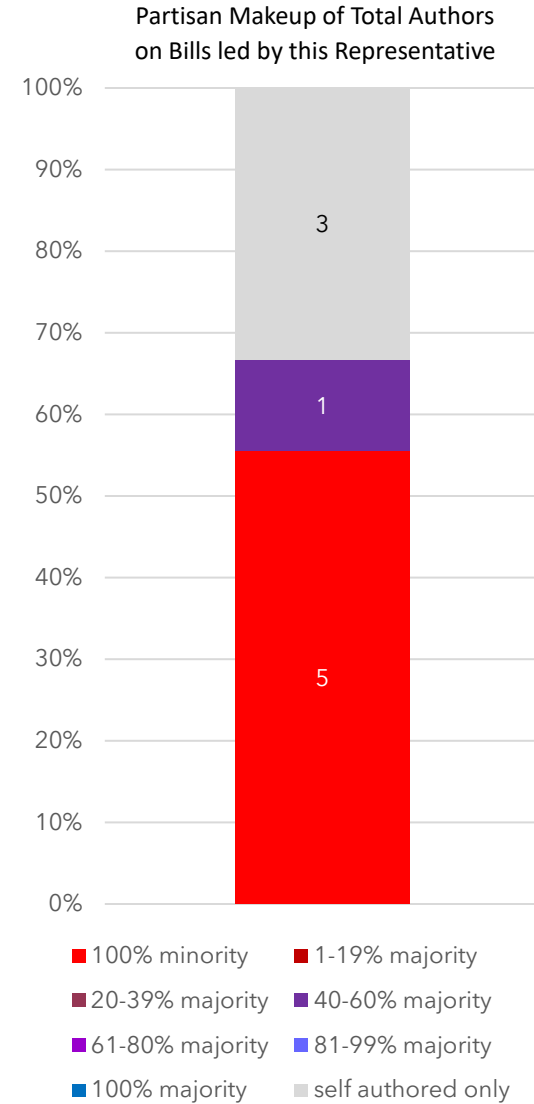
District 20A
1st Term

9 bills were introduced by Representative Altendorf:

- 3 (33%) bills were sole-authored
- 5 (56%) bills had co-authors only from her own party
- 1 (11%) bills had at least one member of another party

Representative Altendorf co-signed 51 bills:

- 48 (94%) of those bills had a chief author from her own party
- 3 (6%) had a chief author from another party



Representative Patti Anderson (R)

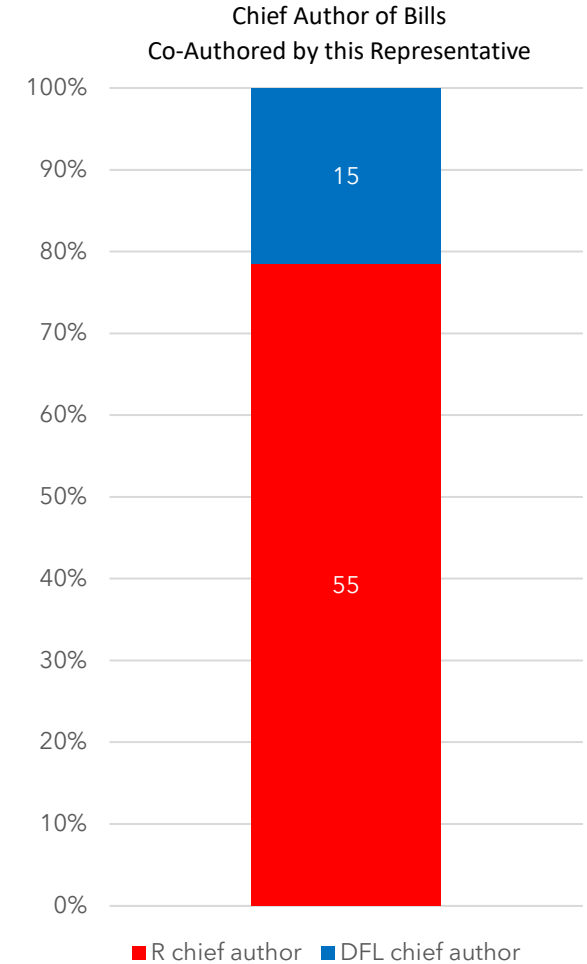
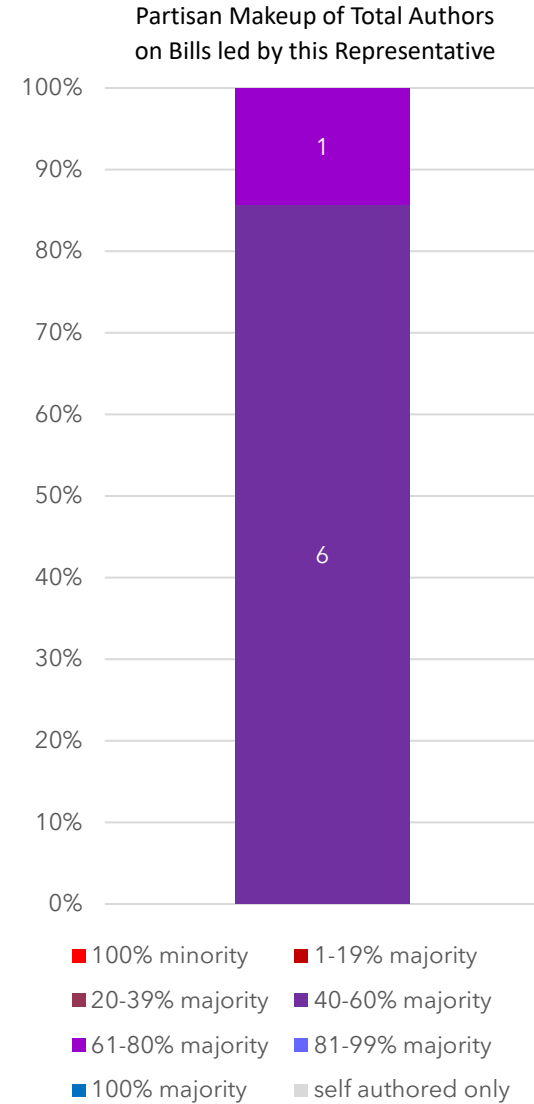
District 33A
1st Term

7 bills were introduced by Representative Anderson:

- 0 (0%) bills were sole-authored
- 0 (0%) bills had co-authors only from her own party
- 7 (100 %) bills had at least one member of another party

Representative Anderson co-signed 70 bills:

- 55 (79%) of those bills had a chief author from her own party
- 15 (21%) had a chief author from another party



Representative Paul Anderson (R)

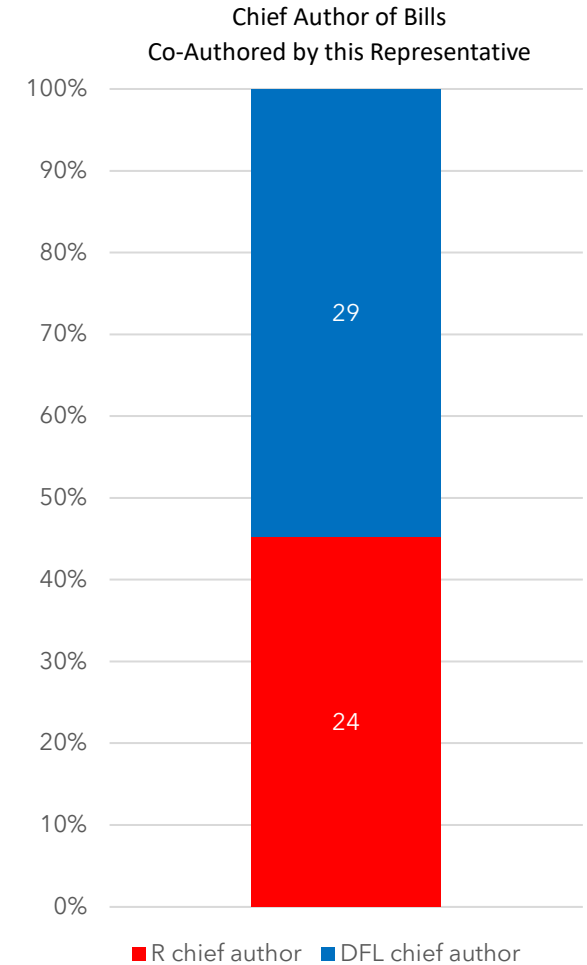
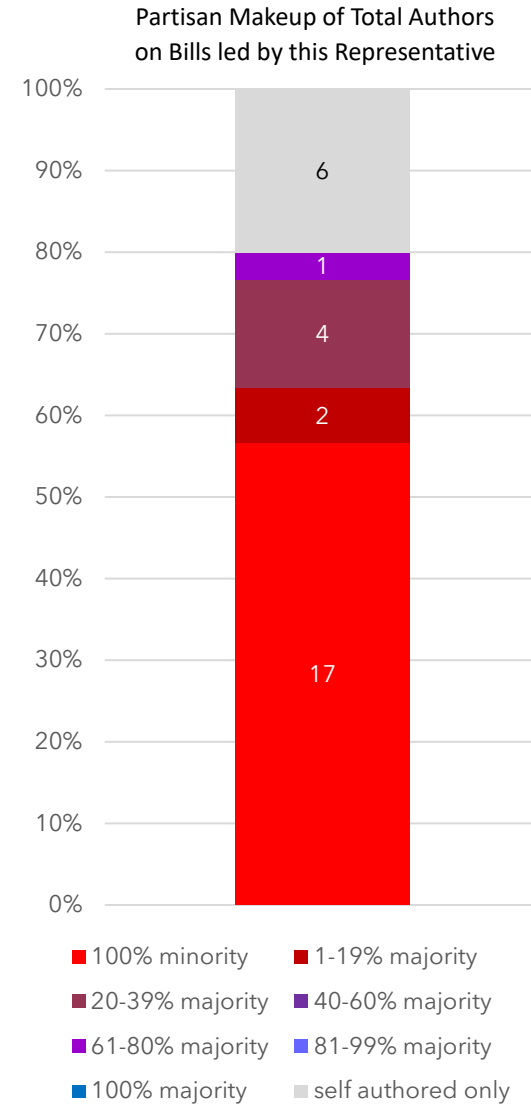
District 12A
8th Term

30 bills were introduced by Representative Anderson:

- 6 (20%) bills were sole-authored
- 17 (57%) bills had co-authors only from his own party
- 7 (23%) bills had at least one member of another party

Representative Anderson co-signed 53 bills:

- 24 (45%) of those bills had a chief author from his own party
- 29 (55%) had a chief author from another party



Representative Jeff Backer (R)

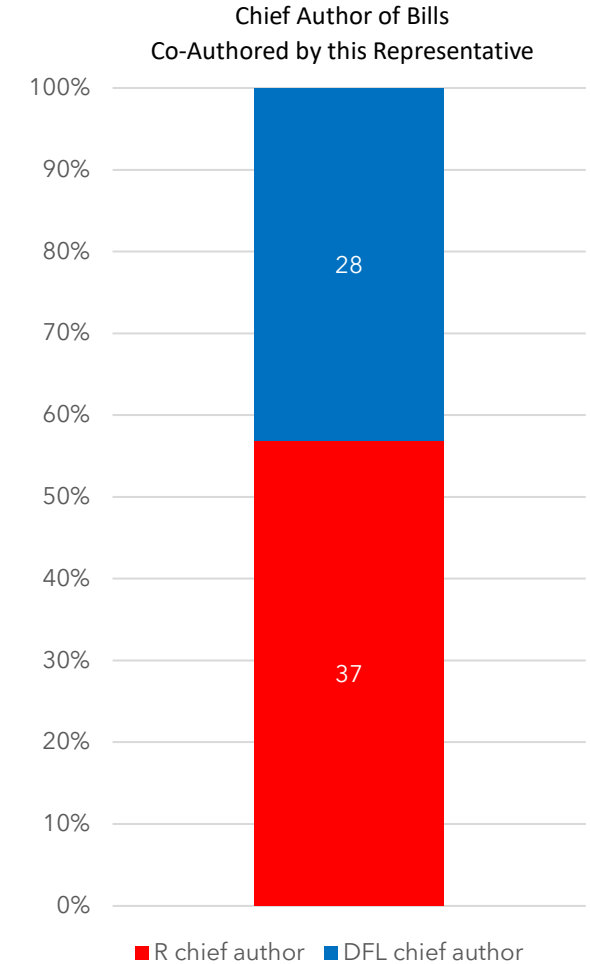
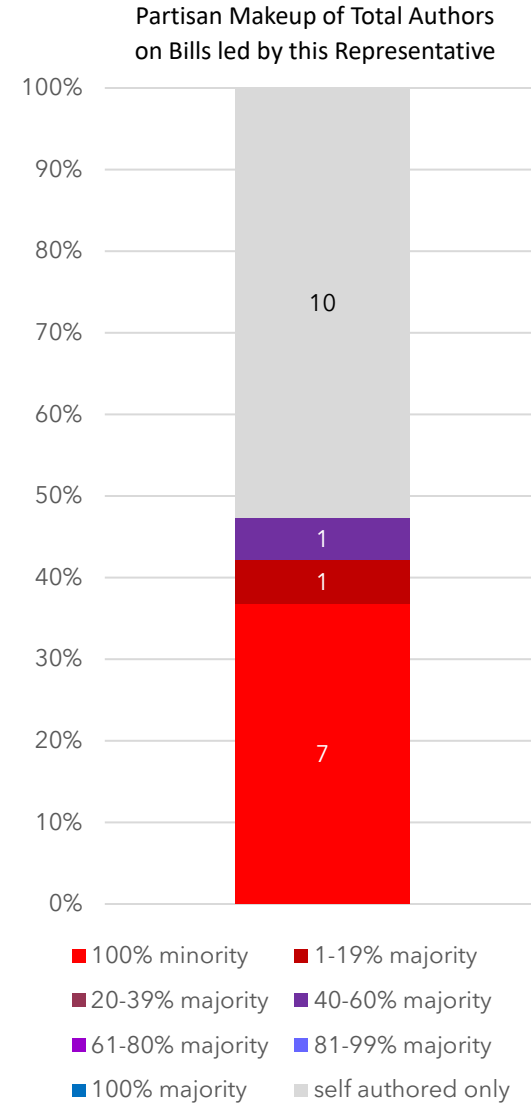
District 09A
5th Term

19 bills were introduced by Representative Backer:

- 10 (53%) bills were sole-authored
- 7 (37%) bills had co-authors only from his own party
- 2 (10%) bills had at least one member of another party

Representative Backer co-signed 65 bills:

- 37 (57%) of those bills had a chief author from his own party
- 28 (43%) had a chief author from another party



Representative Kristin Bahner (DFL)

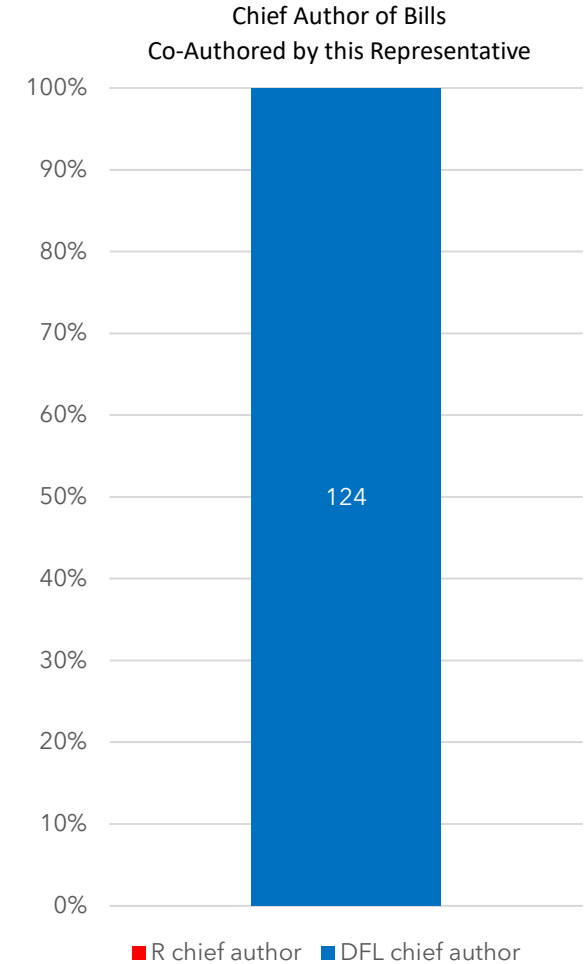
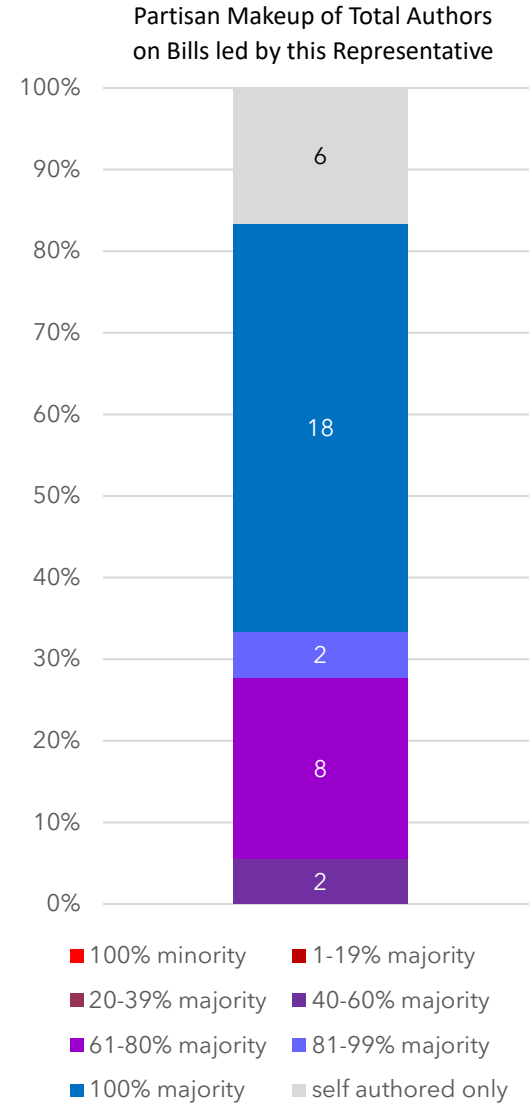
District 37B
3rd Term

36 bills were introduced by Representative Bahner:

- 6 (17%) bills were sole-authored
- 18 (50%) bills had co-authors only from her own party
- 12 (33%) bills had at least one member of another party

Representative Bahner co-signed 124 bills:

- 124 (100%) of those bills had a chief author from her own party
- 0 (0%) had a chief author from another party



Representative Ben Bakeberg (R)

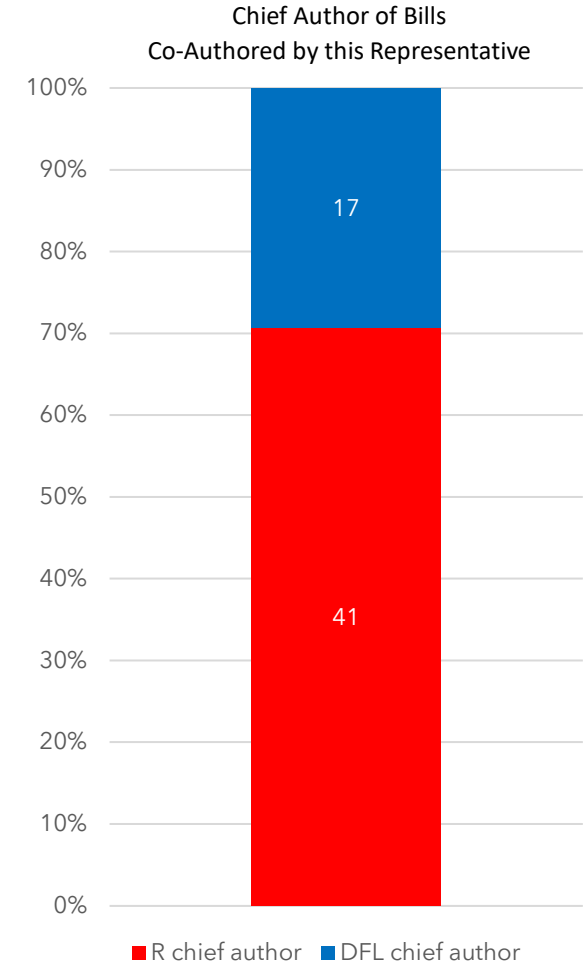
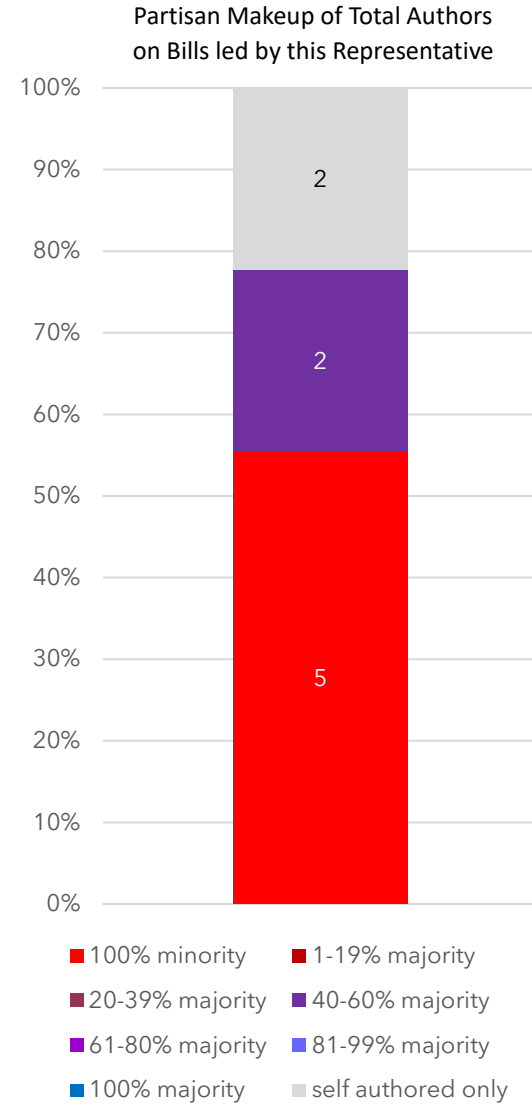
District 54B
1st Term

9 bills were introduced by Representative Bakeberg:

- 2 (22%) bills were sole-authored
- 5 (56%) bills had co-authors only from his own party
- 2 (22%) bills had at least one member of another party

Representative Bakeberg co-signed 58 bills:

- 41 (71%) of those bills had a chief author from his own party
- 17 (29%) had a chief author from another party



Representative Dave Baker (R)

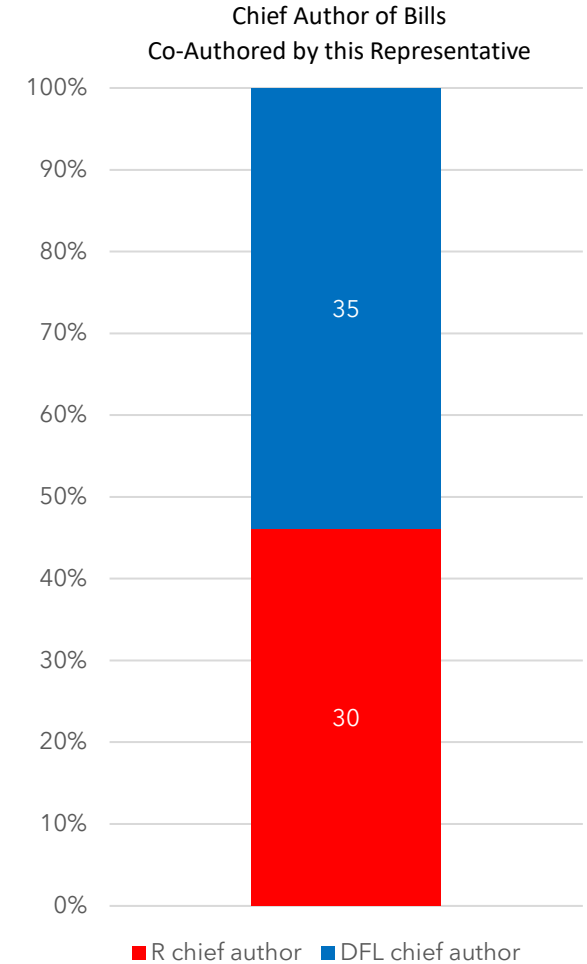
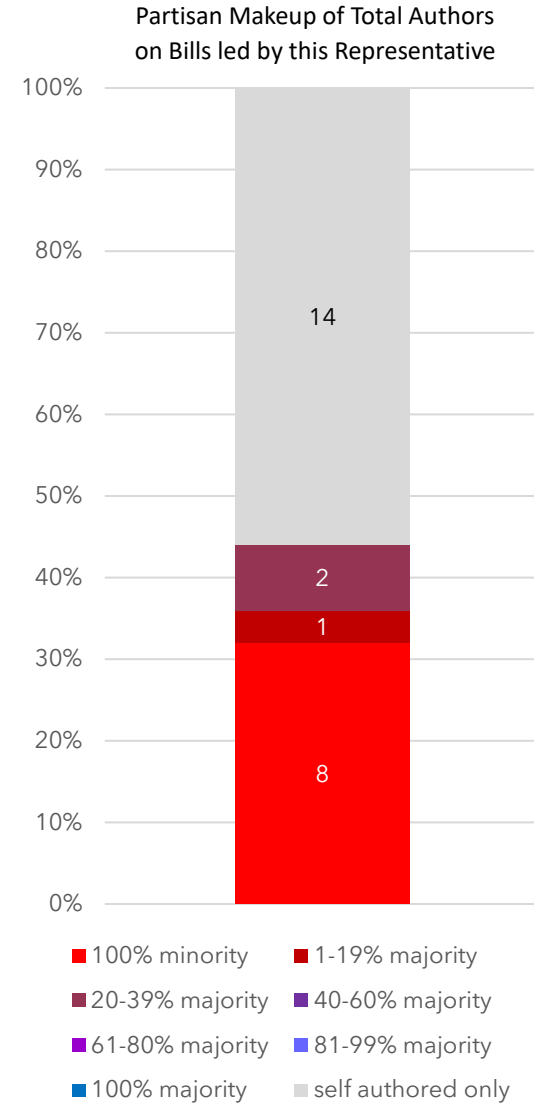
District 16B
5th Term

28 bills were introduced by Representative Baker:

- 14 (50%) bills were sole-authored
- 8 (29%) bills had co-authors only from his own party
- 3 (11%) bills had at least one member of another party

Representative Baker co-signed 65 bills:

- 30 (46%) of those bills had a chief author from his own party
- 35 (54%) had a chief author from another party



Representative Jamie Becker-Finn (DFL)

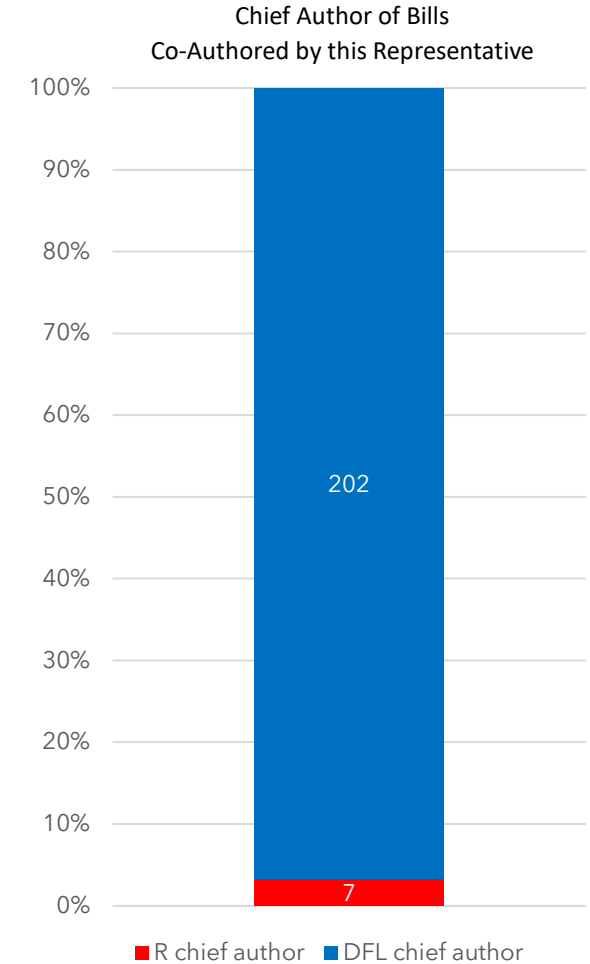
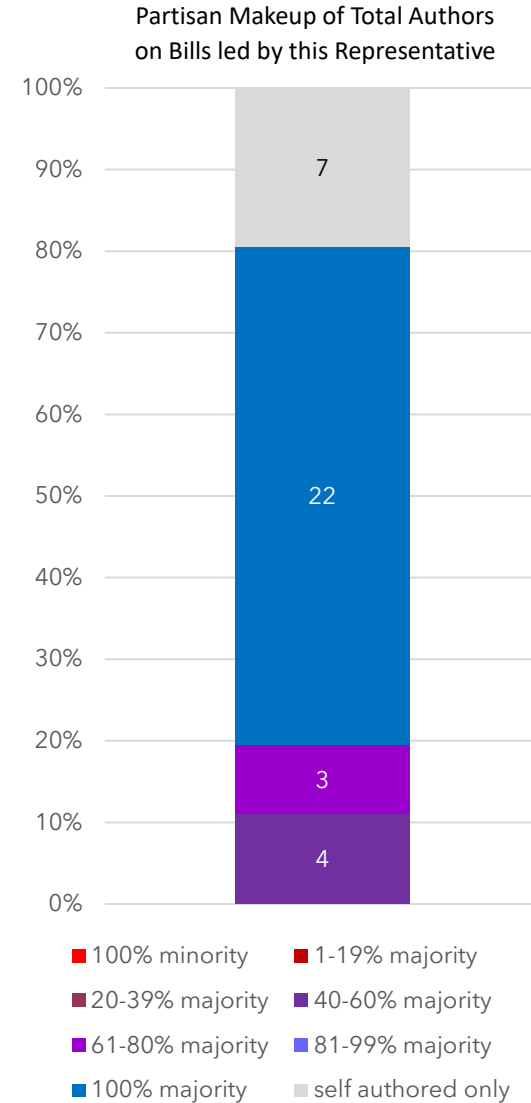
District 40B
4th Term

36 bills were introduced by Representative Becker-Finn:

- 7 (19%) bills were sole-authored
- 22 (62%) bills had co-authors only from her own party
- 7 (19%) bills had at least one member of another party

Representative Becker-Finn co-signed 209 bills:

- 202 (97%) of those bills had a chief author from her own party
- 7 (3%) had a chief author from another party



Representative Peggy Bennett (R)

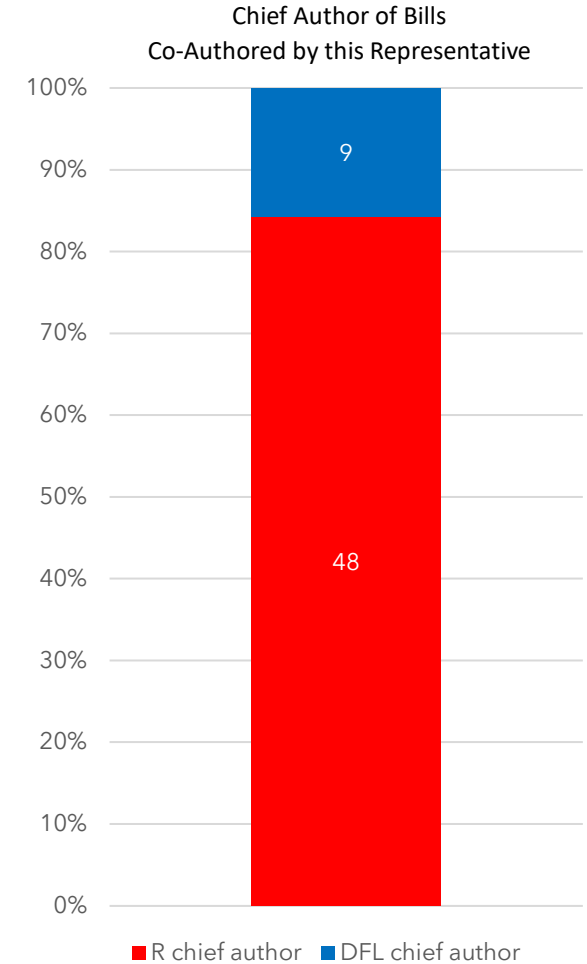
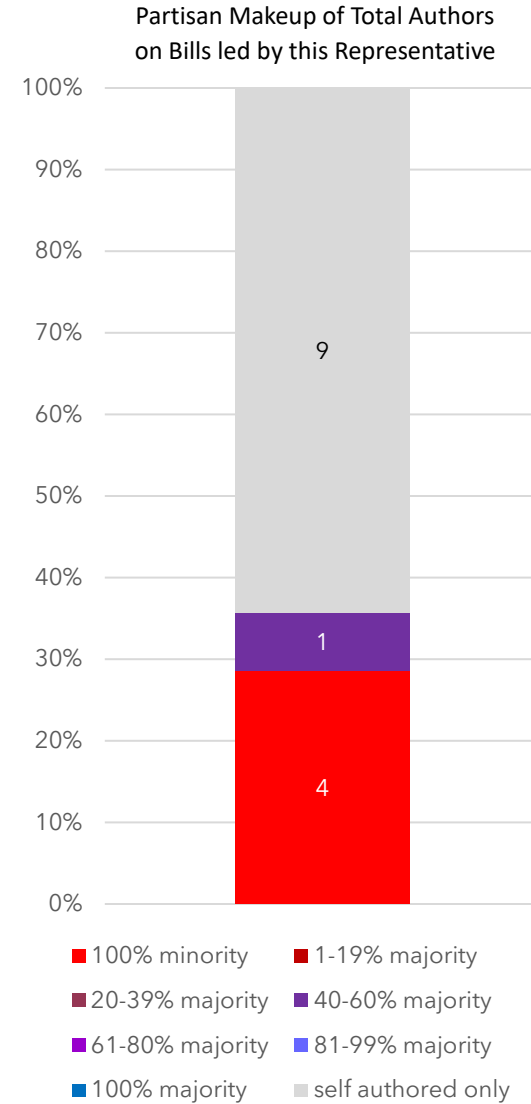
District 23A
5th Term

14 bills were introduced by Representative Bennett:

- 9 (64%) bills were sole-authored
- 4 (29%) bills had co-authors only from her own party
- 1 (7%) bills had at least one member of another party

Representative Bennett co-signed 57 bills:

- 48 (84%) of those bills had a chief author from her own party
- 9 (16%) had a chief author from another party



Representative Kaela Berg (DFL)

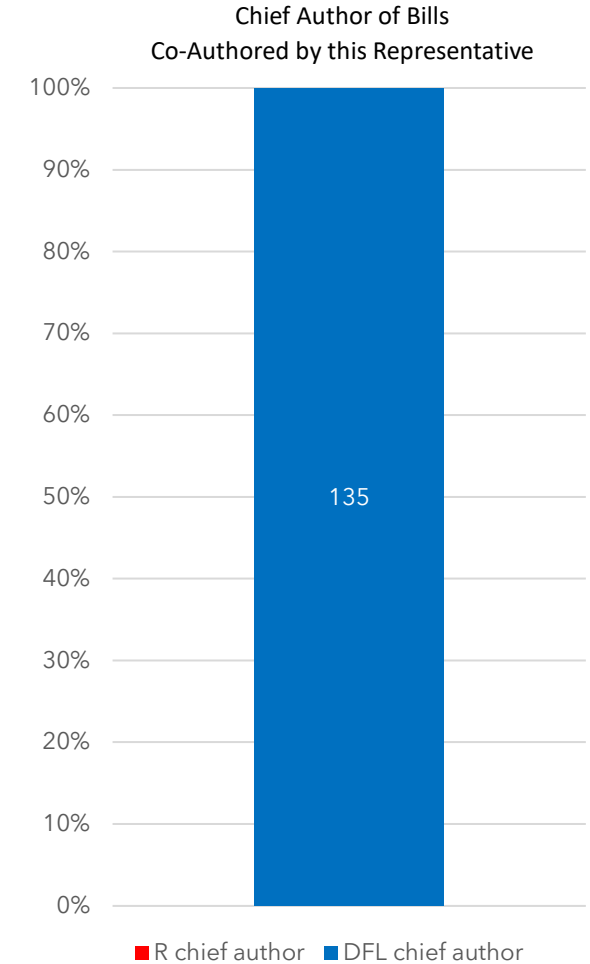
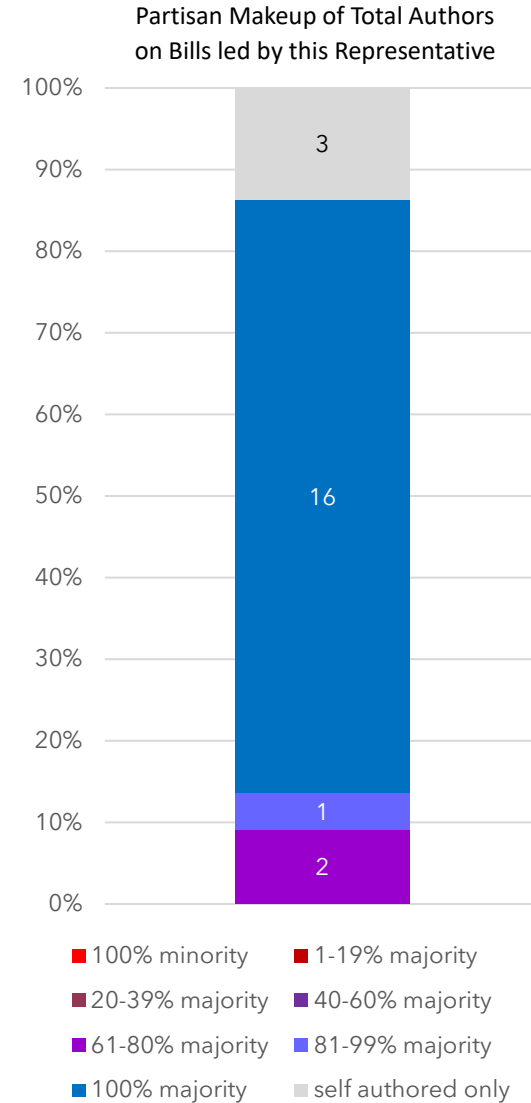
District 55B
2nd Term

22 bills were introduced by Representative Berg:

- 3 (14%) bills were sole-authored
- 16 (72%) bills had co-authors only from her own party
- 3 (14%) bills had at least one member of another party

Representative Berg co-signed 135 bills:

- 135 (100%) of those bills had a chief author from her own party
- 0 (0%) had a chief author from another party



Representative Robert Bierman (DFL)

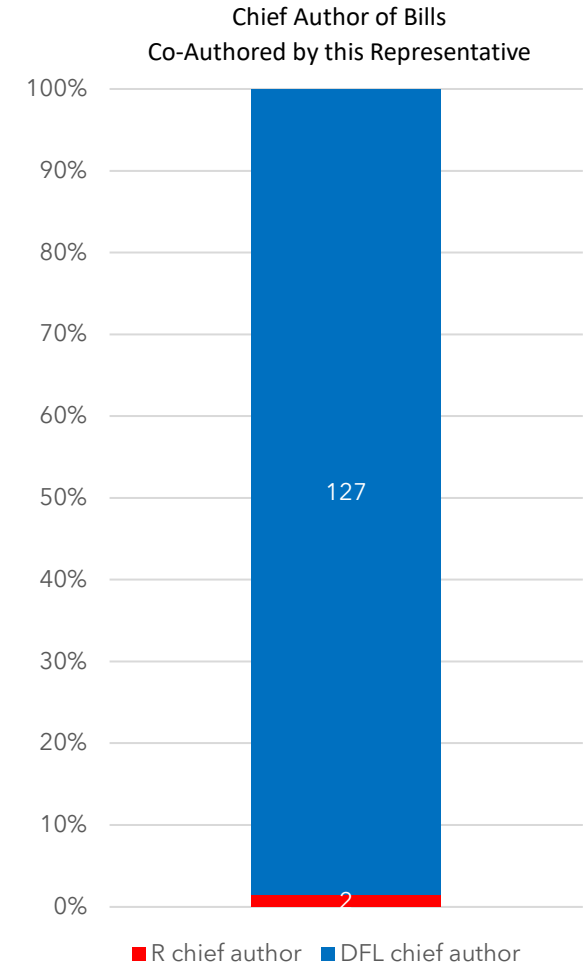
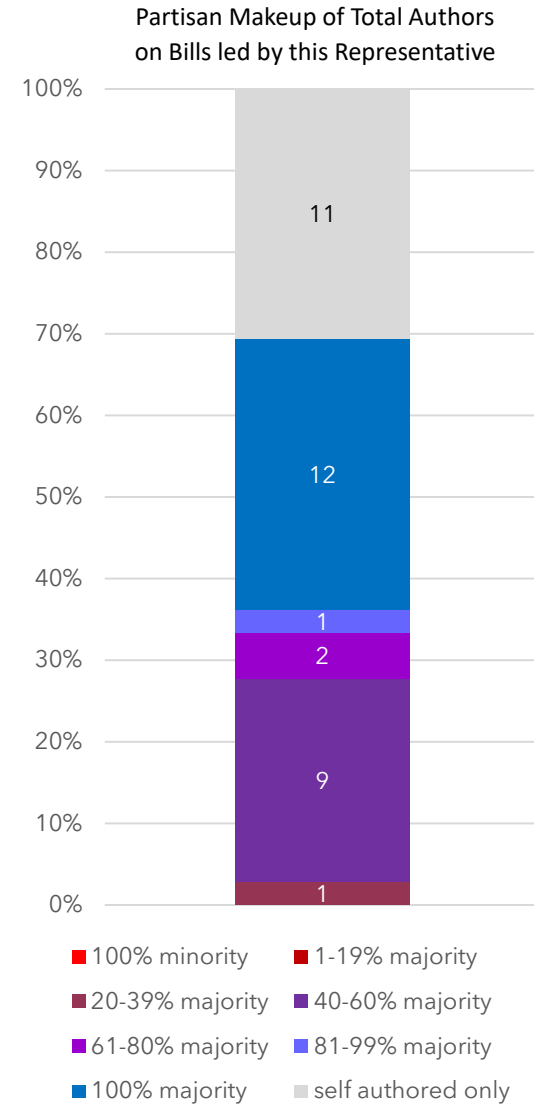
District 56A
3rd Term

36 bills were introduced by Representative Bierman:

- 11 (31%) bills were sole-authored
- 12 (33%) bills had co-authors only from his own party
- 13 (36%) bills had at least one member of another party

Representative Bierman co-signed 129 bills:

- 127 (98%) of those bills had a chief author from his own party
- 2 (2%) had a chief author from another party



Representative Matt Bliss (R)

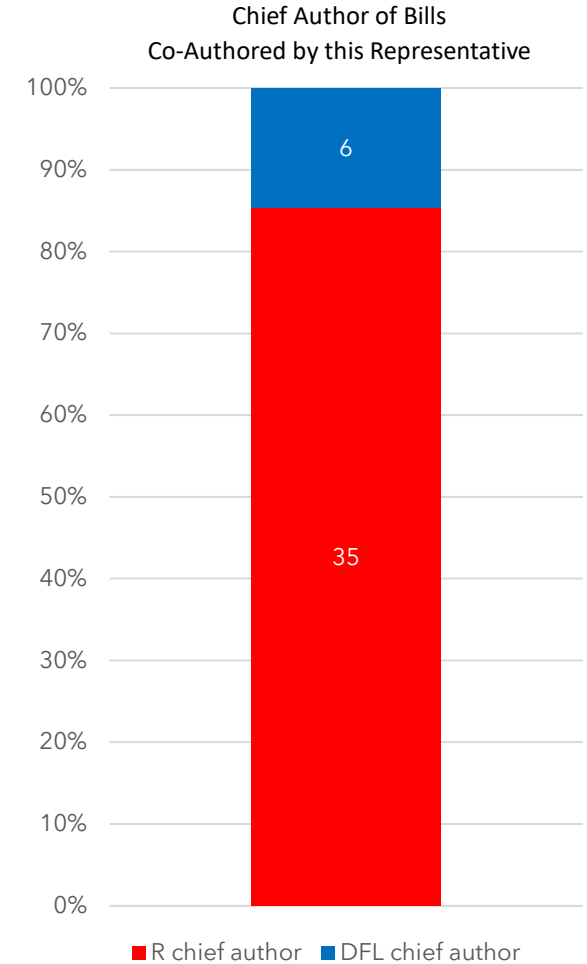
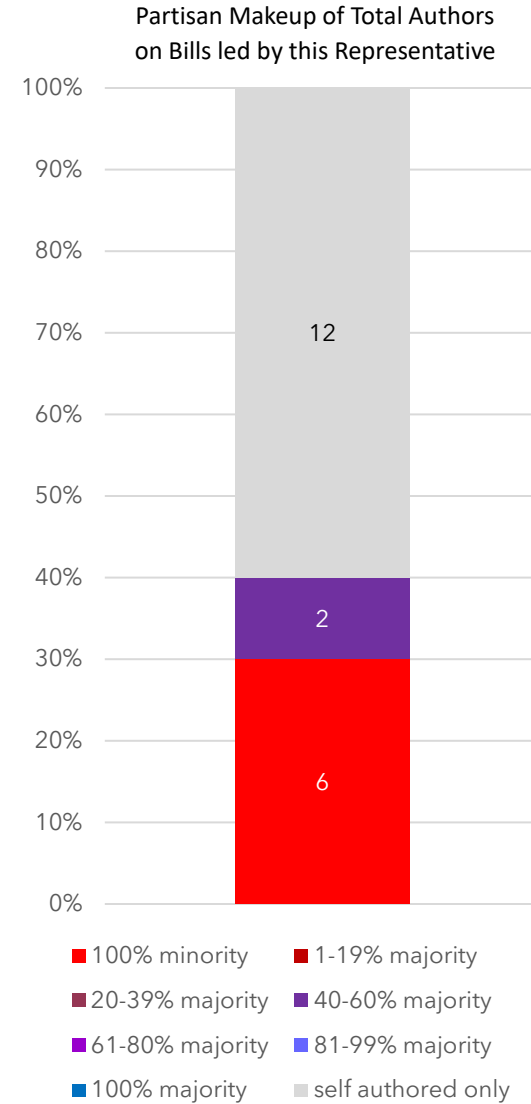
District 402B
3rd Term

20 bills were introduced by Representative Bliss:

- 12 (60%) bills were sole-authored
- 6 (30%) bills had co-authors only from his own party
- 2 (10%) bills had at least one member of another party

Representative Bliss co-signed 41 bills:

- 35 (85%) of those bills had a chief author from his own party
- 6 (15%) had a chief author from another party



Representative Jeff Brand (DFL)

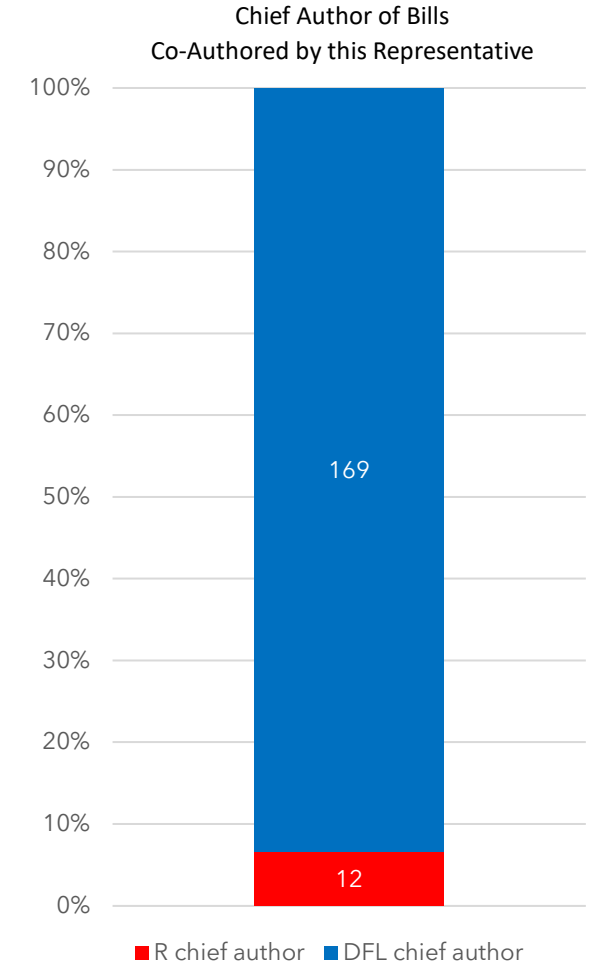
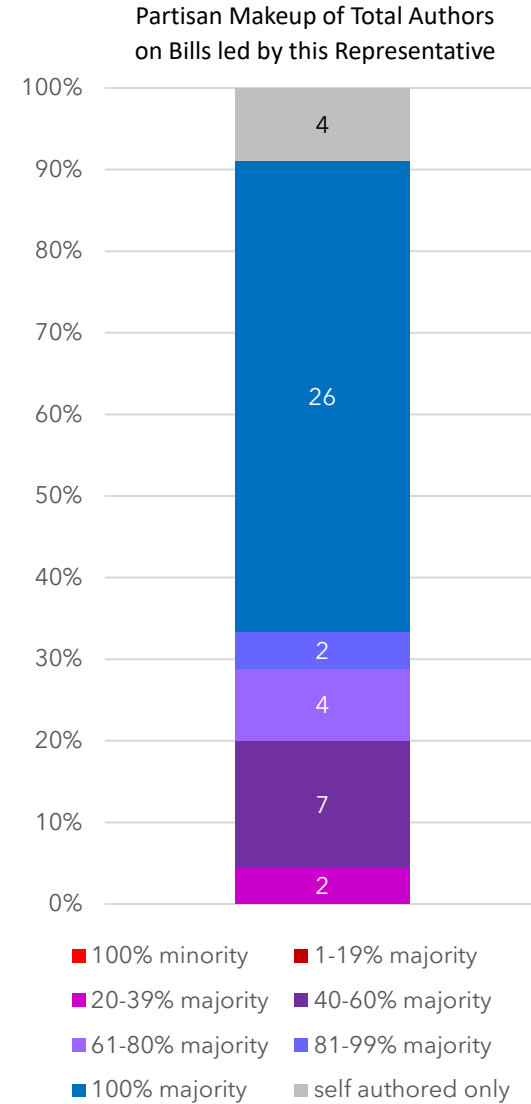
District 18A
2nd Term

45 bills were introduced by Representative Brand:

- 4 (9%) bills were sole-authored
- 26 (58%) bills had co-authors only from his own party
- 15 (33%) bills had at least one member of another party

Representative Brand co-signed 181 bills:

- 169 (93%) of those bills had a chief author from his own party
- 12 (7%) had a chief author from another party



Representative John Burkel (R)

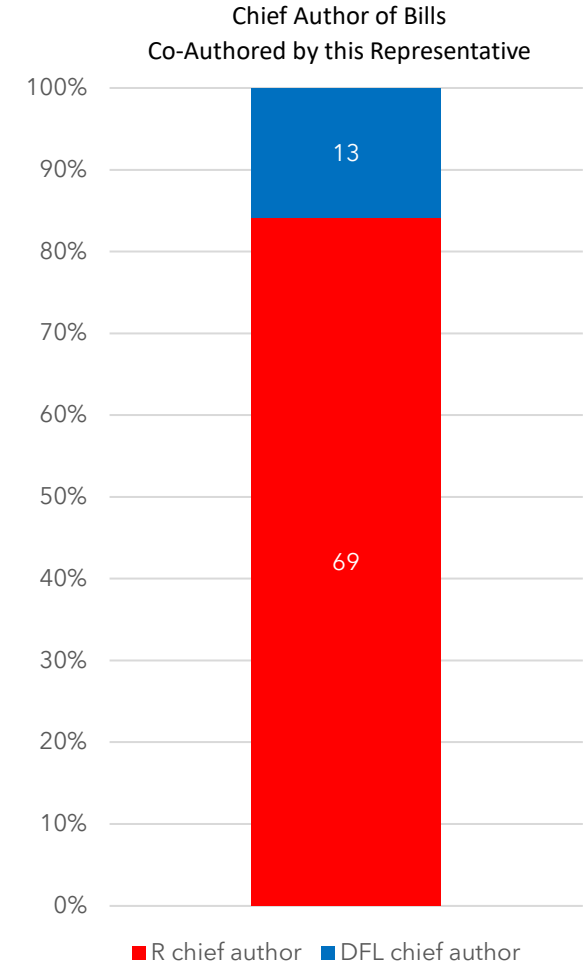
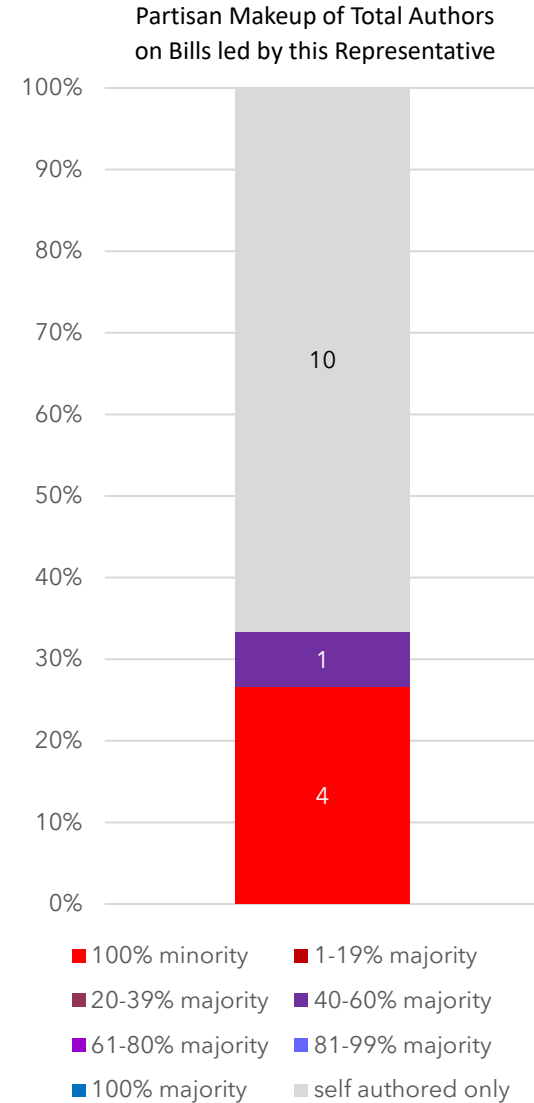
District 01A
2nd Term

15 bills were introduced by Representative Burkel:

- 10 (67%) bills were sole-authored
- 4 (26%) bills had co-authors only from his own party
- 1 (7%) bills had at least one member of another party

Representative Burkel co-signed 82 bills:

- 69 (84%) of those bills had a chief author from his own party
- 13 (16%) had a chief author from another party



Representative Ned Carroll (DFL)

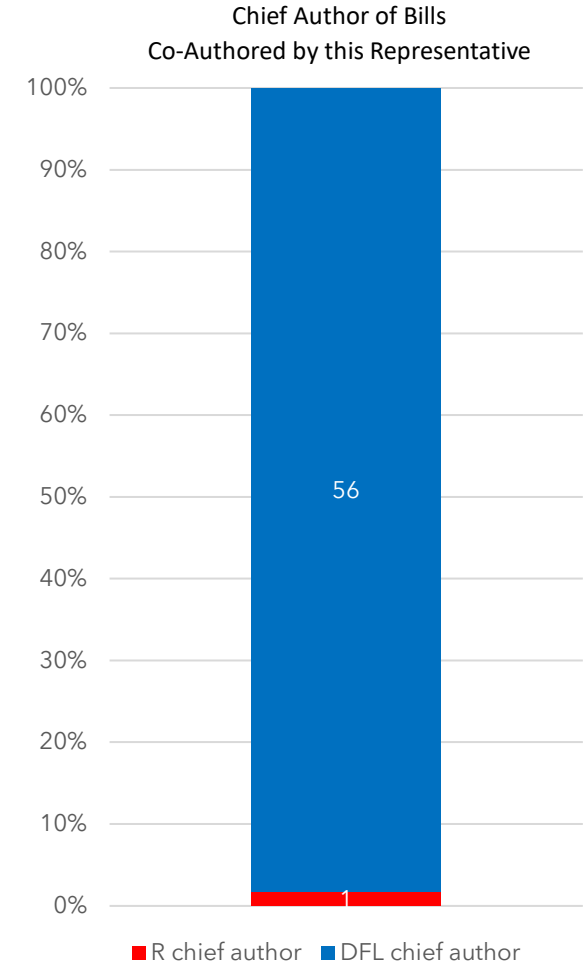
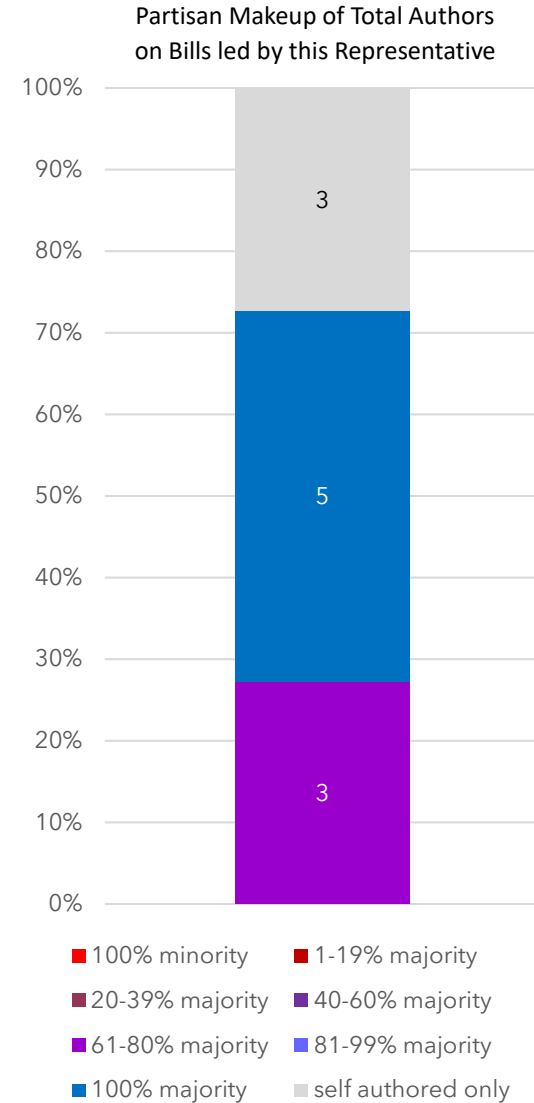
District 42A
1st Term

11 bills were introduced by Representative Carroll:

- 3 (27%) bills were sole-authored
- 5 (45%) bills had co-authors only from his own party
- 3 (27%) bills had at least one member of another party

Representative Carroll co-signed 57 bills:

- 56 (98%) of those bills had a chief author from his own party
- 1 (2%) had a chief author from another party



Representative Ethan Cha (DFL)

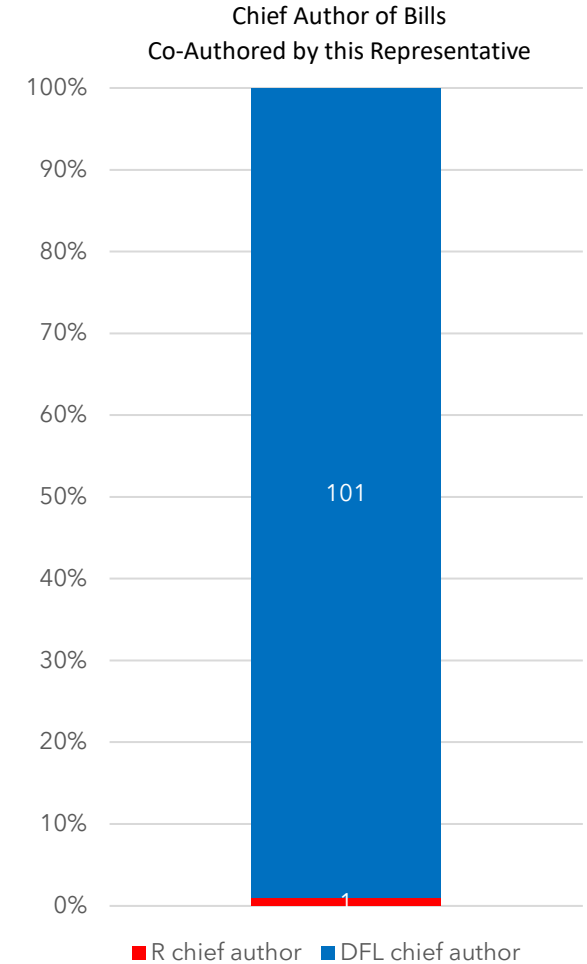
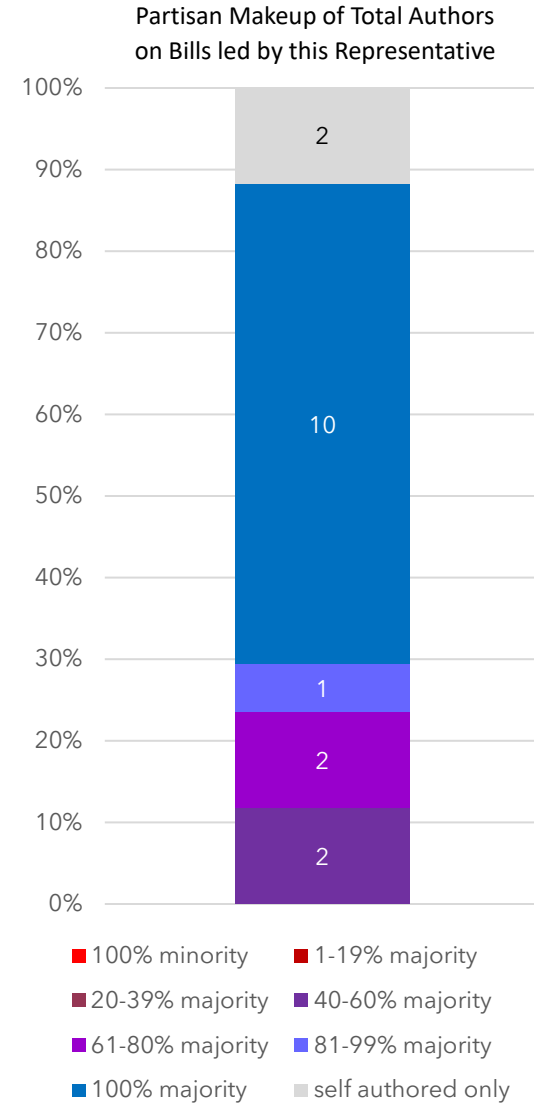
District 47B
1st Term

17 bills were introduced by Representative Cha:

- 2 (12%) bills were sole-authored
- 10 (59%) bills had co-authors only from his own party
- 5 (29%) bills had at least one member of another party

Representative Cha co-signed 102 bills:

- 101 (99%) of those bills had a chief author from his own party
- 1 (1%) had a chief author from another party



Representative Mary Frances Clardy (DFL)

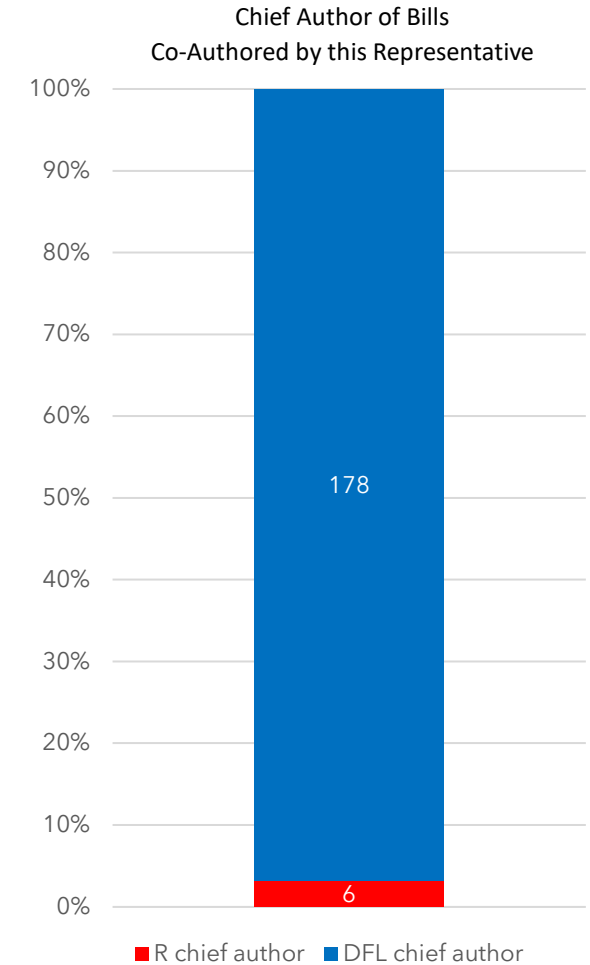
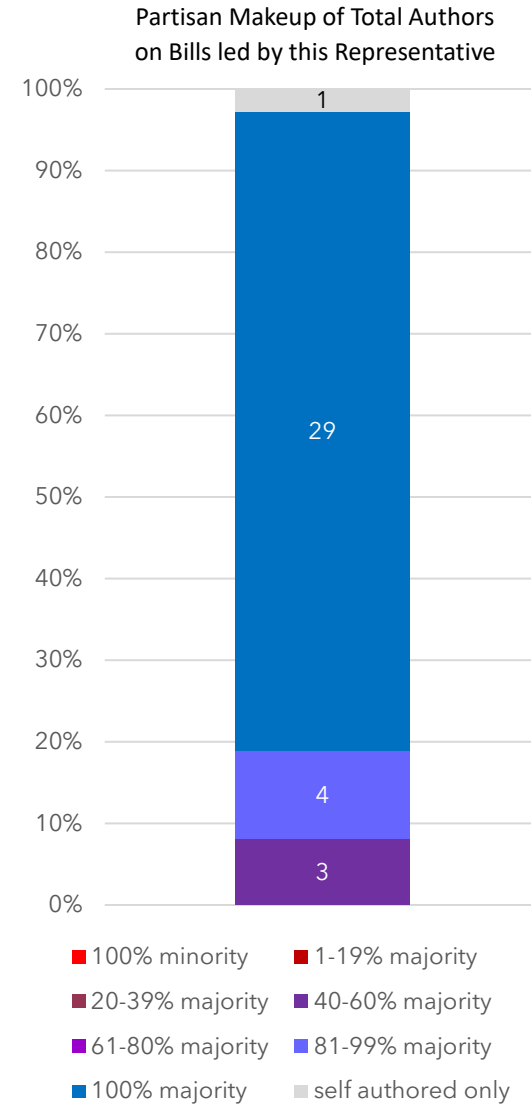
District 53A
1st Term

37 bills were introduced by Representative Clardy:

- 1 (3%) bills were sole-authored
- 29 (78%) bills had co-authors only from her own party
- 7 (19%) bills had at least one member of another party

Representative Clardy co-signed 184 bills:

- 178 (97%) of those bills had a chief author from her own party
- 6 (3%) had a chief author from another party



Representative Nathan Coulter (DFL)

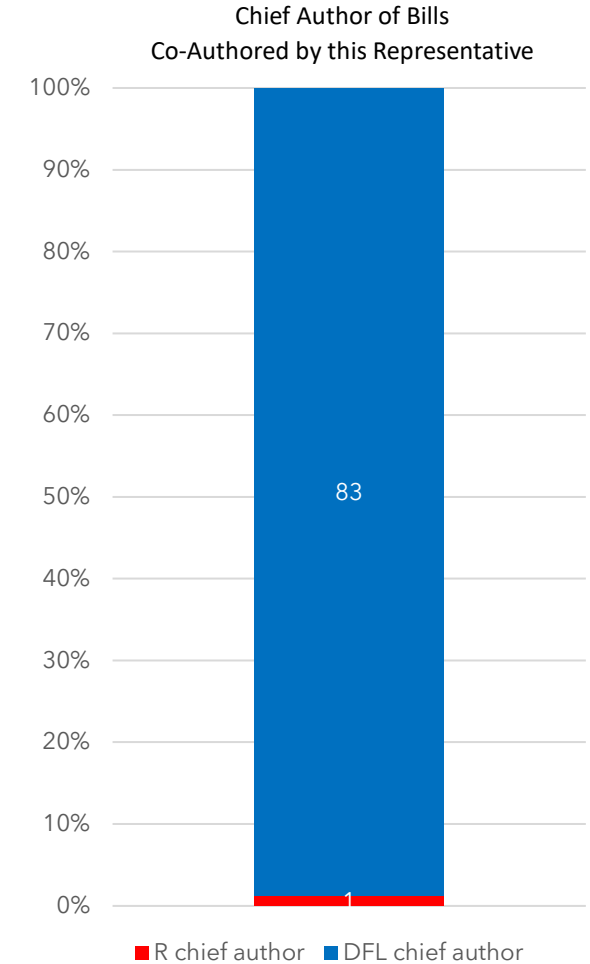
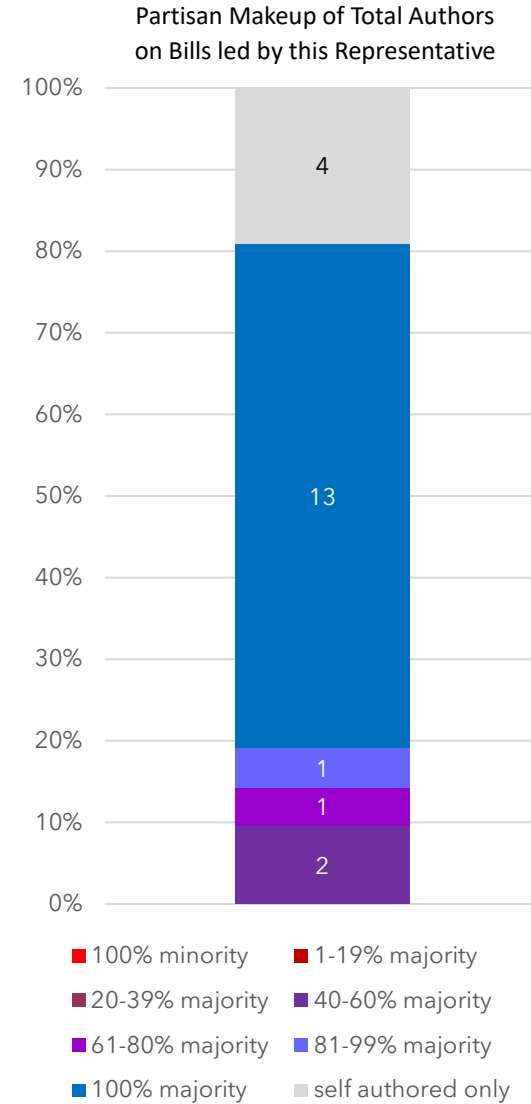
District 51B
1st Term

21 bills were introduced by Representative Coulter:

- 4 (19%) bills were sole-authored
- 13 (62%) bills had co-authors only from his own party
- 4 (19%) bills had at least one member of another party

Representative Coulter co-signed 84 bills:

- 83 (99%) of those bills had a chief author from his own party
- 1 (1%) had a chief author from another party



Representative Brion Curran (DFL)

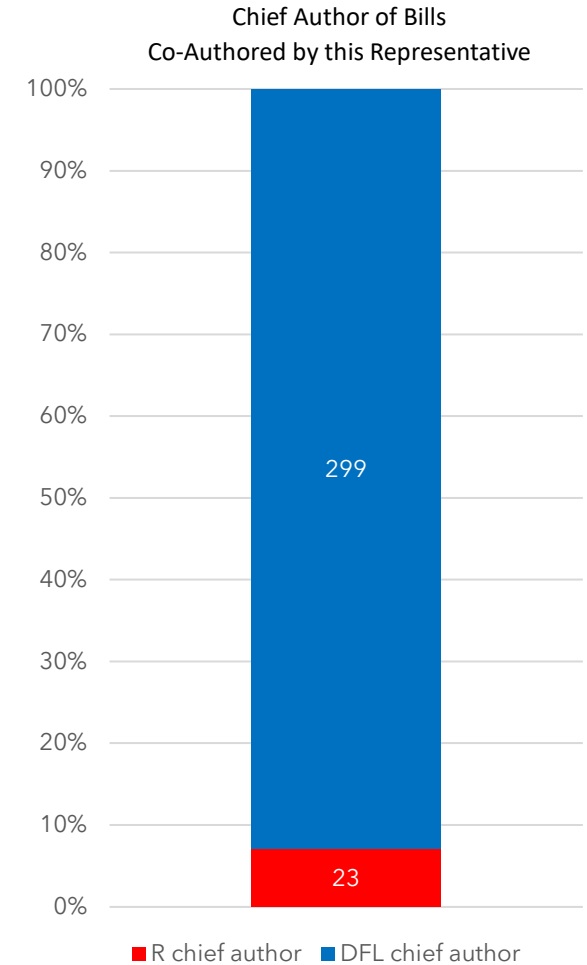
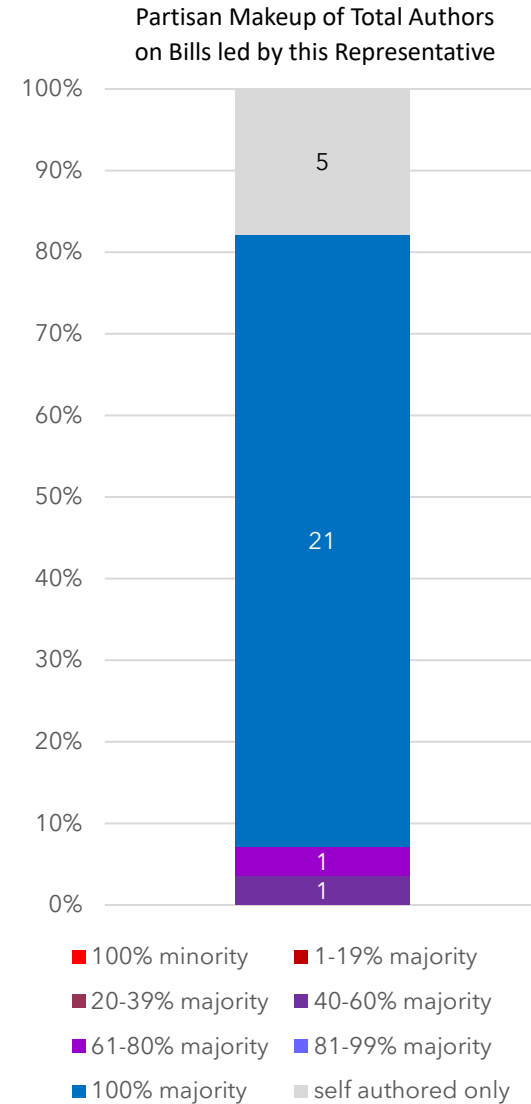
District 36B
1st Term

28 bills were introduced by Representative Curran:

- 5 (18%) bills were sole-authored
- 21 (75%) bills had co-authors only from her own party
- 2 (7%) bills had at least one member of another party

Representative Curran co-signed 322 bills:

- 299 (93%) of those bills had a chief author from her own party
- 23 (7%) had a chief author from another party



Representative Brian Daniels (R)

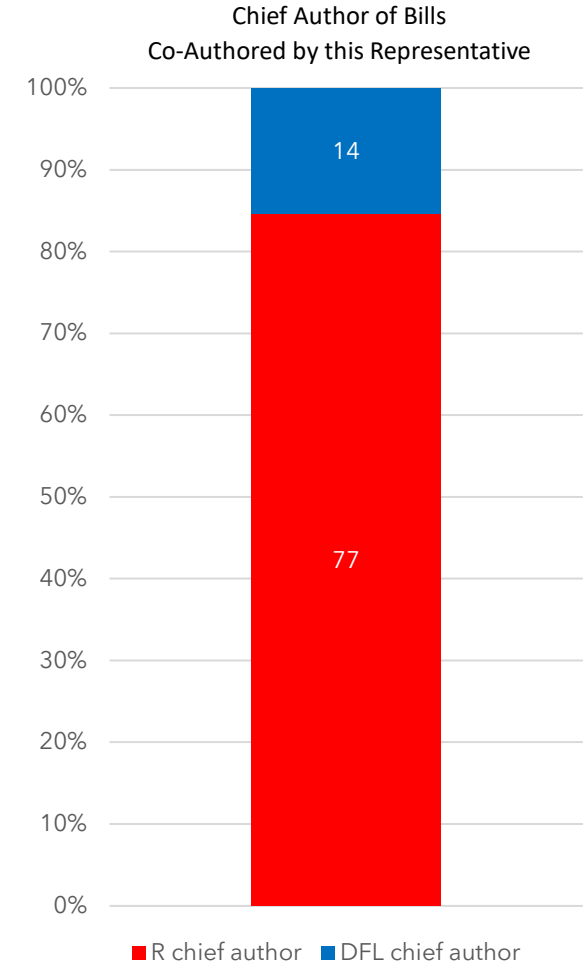
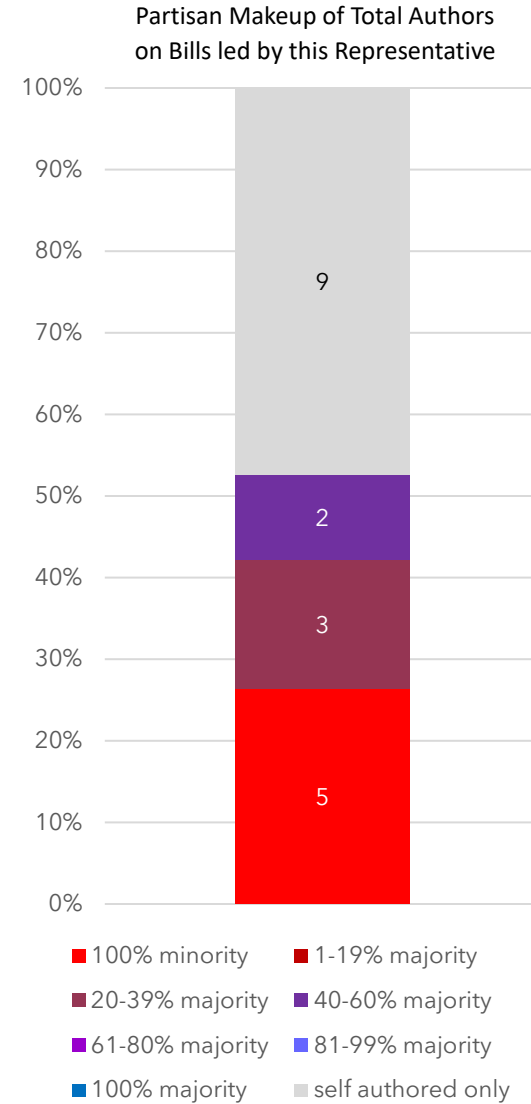
District 19A
5th Term

19 bills were introduced by Representative Daniels:

- 9 (47%) bills were sole-authored
- 5 (26%) bills had co-authors only from his own party
- 5 (26%) bills had at least one member of another party

Representative Daniels co-signed 91 bills:

- 77 (85%) of those bills had a chief author from his own party
- 14 (15%) had a chief author from another party



Representative Kurt Daudt (R)

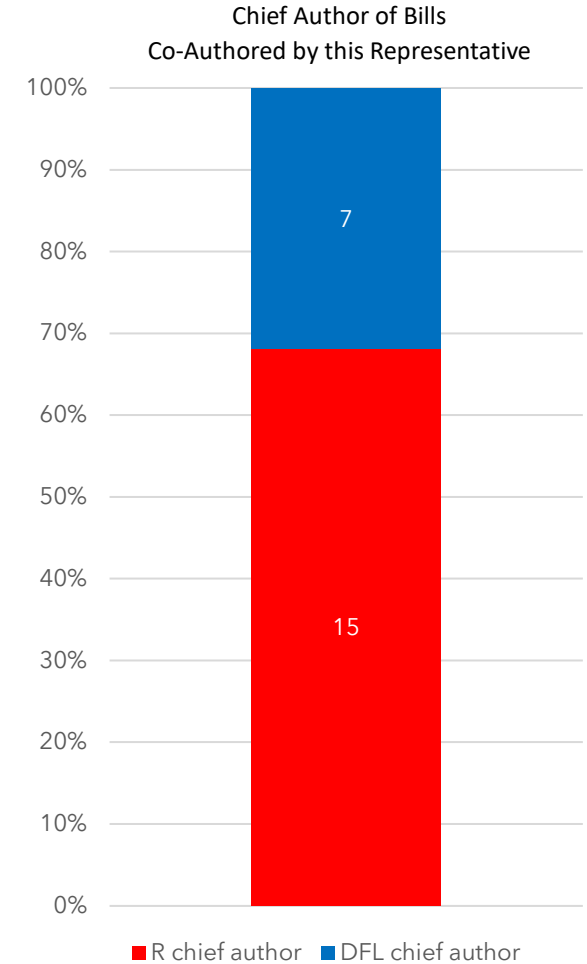
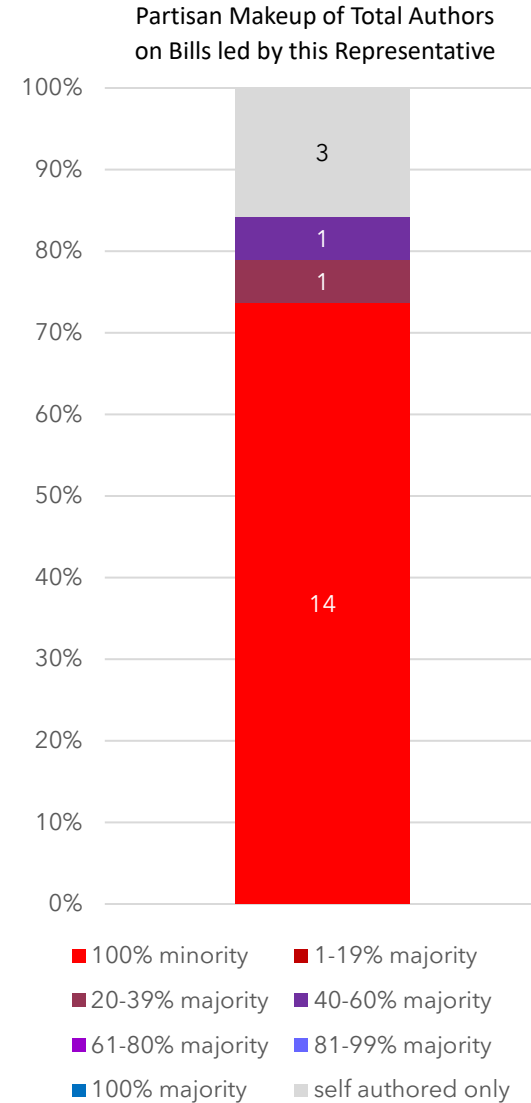
District 27B
7th Term

19 bills were introduced by Representative Daudt:

- 3 (16%) bills were sole-authored
- 14 (74%) bills had co-authors only from his own party
- 2 (10%) bills had at least one member of another party

Representative Daudt co-signed 22 bills:

- 15 (68%) of those bills had a chief author from his own party
- 7 (32%) had a chief author from another party



Representative Greg Davids (R)

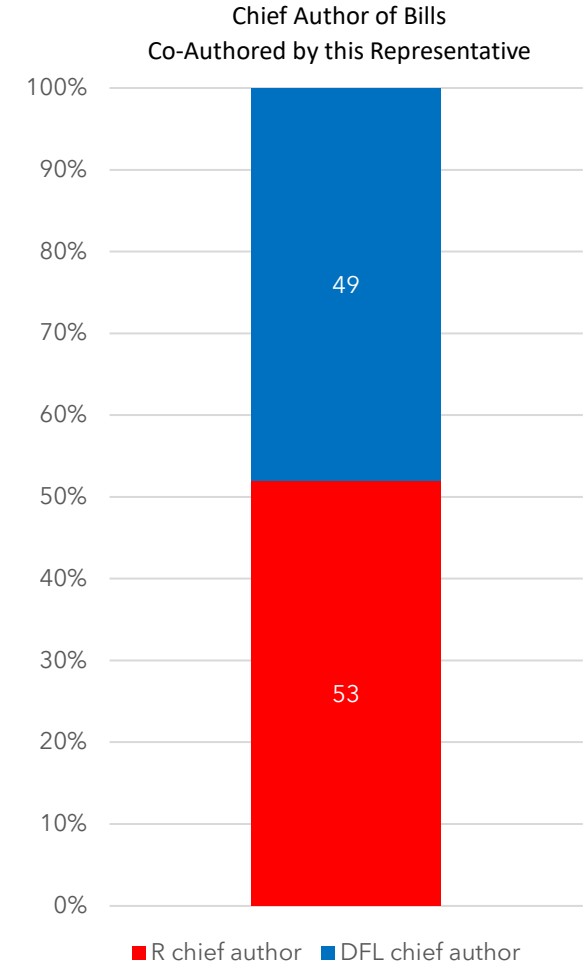
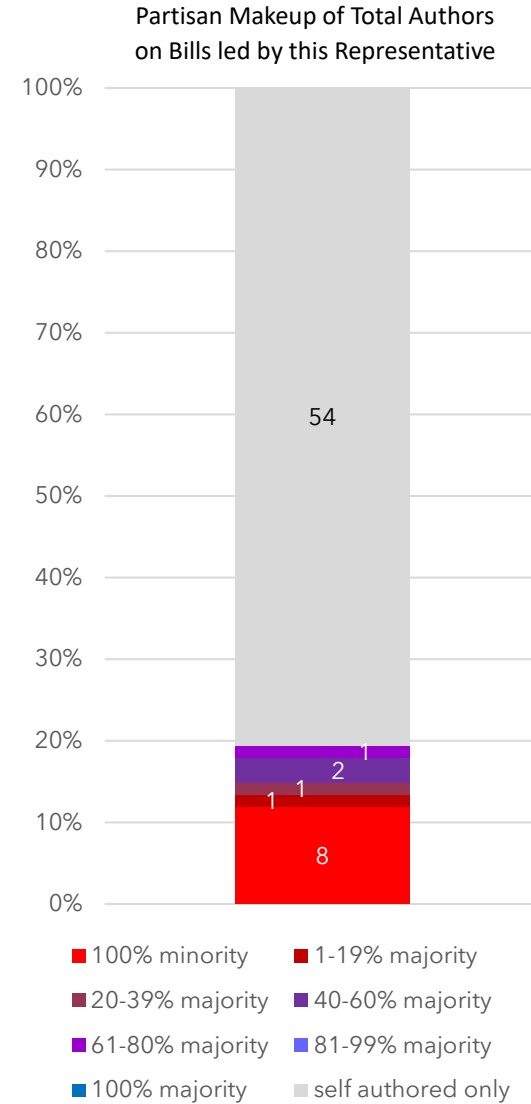
District 26B
16th Term

67 bills were introduced by Representative Davids:

- 54 (81%) bills were sole-authored
- 8 (12%) bills had co-authors only from his own party
- 5 (7%) bills had at least one member of another party

Representative Davids co-signed 102 bills:

- 53 (52%) of those bills had a chief author from his own party
- 49 (48%) had a chief author from another party



Representative Ben Davis (R)

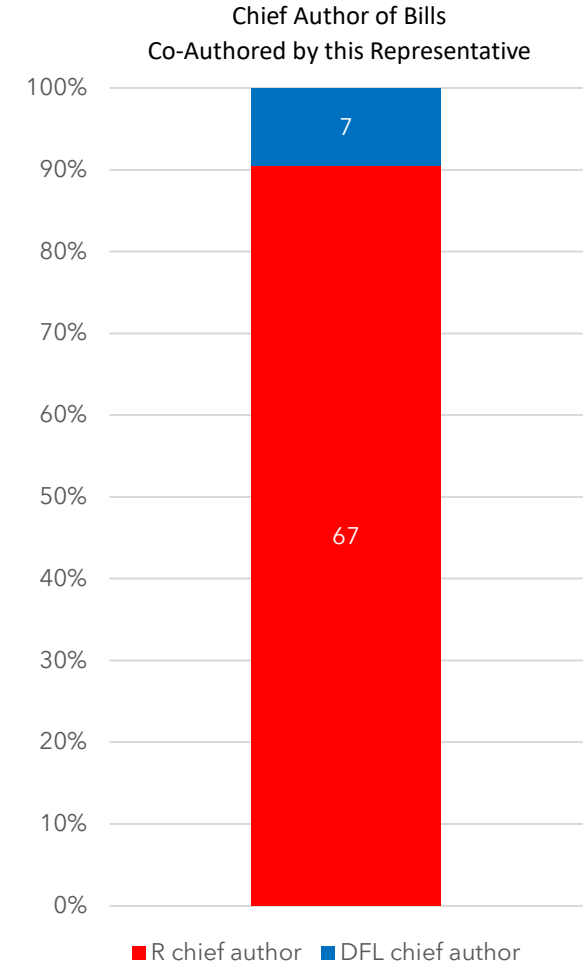
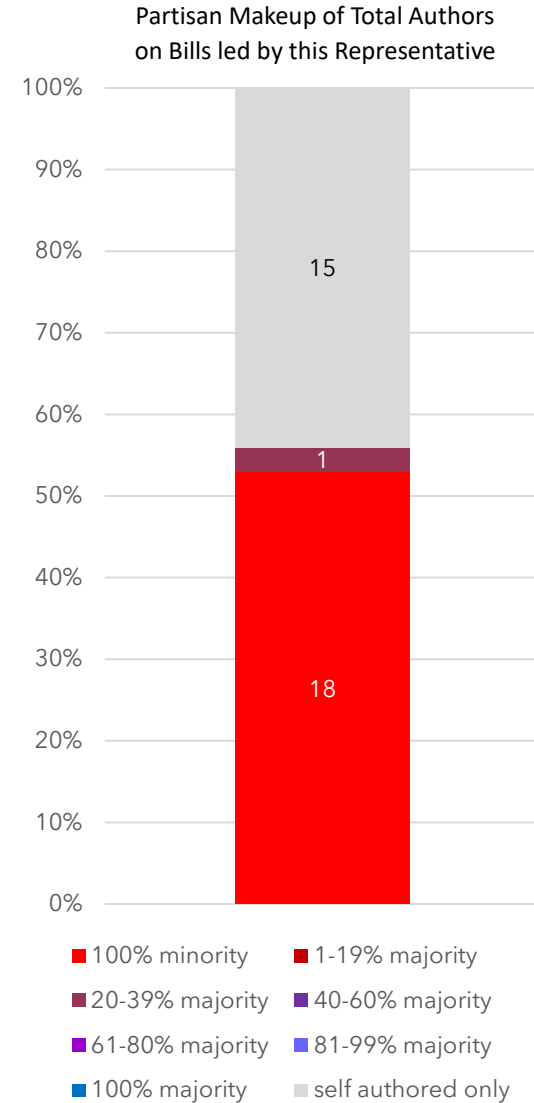
District 06A
1st Term

34 bills were introduced by Representative Davis:

- 15 (44%) bills were sole-authored
- 18 (53%) bills had co-authors only from his own party
- 1 (3%) bills had at least one member of another party

Representative Davis co-signed 74 bills:

- 67 (91%) of those bills had a chief author from his own party
- 7 (9%) had a chief author from another party



Representative Lisa Demuth (R)

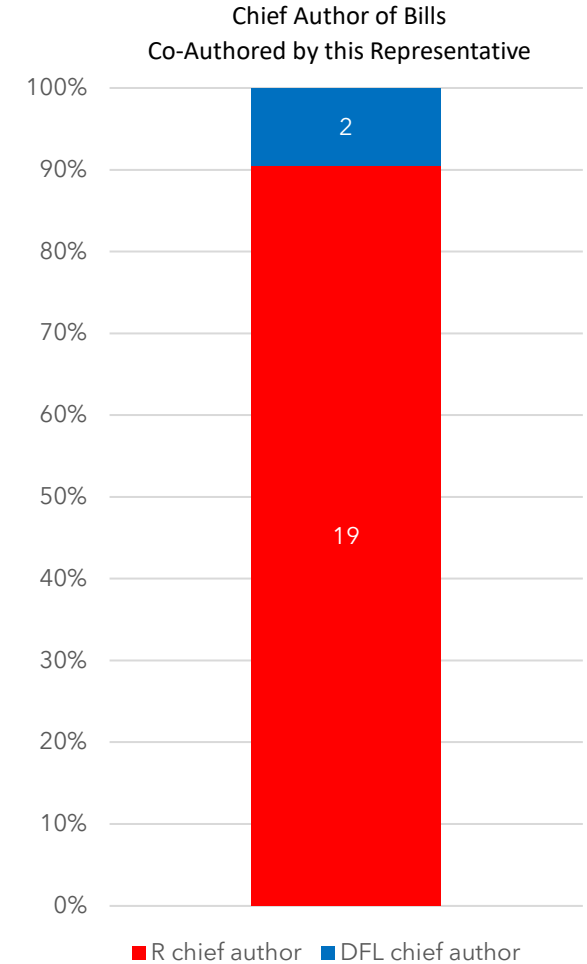
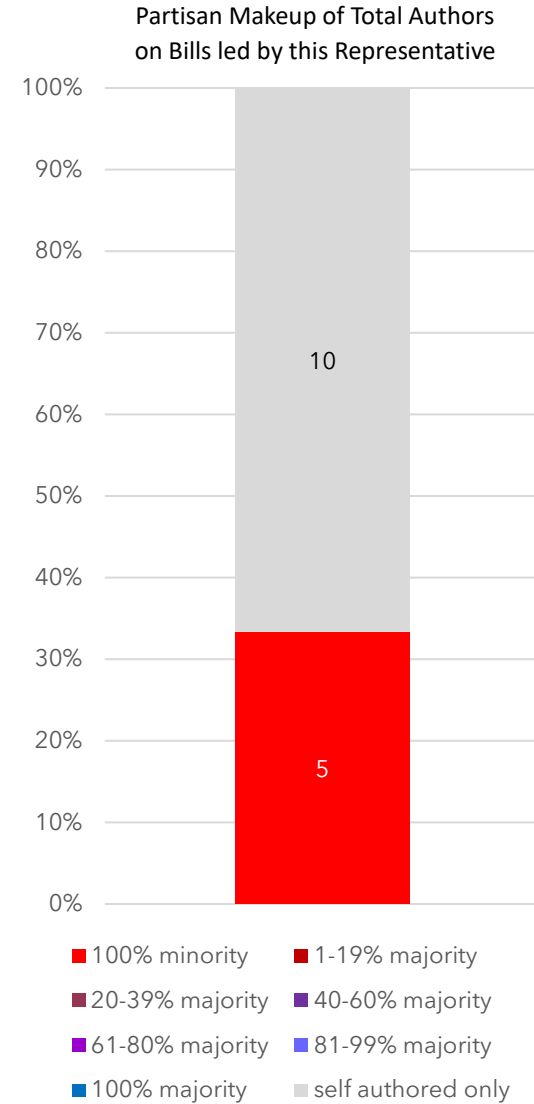
District 13A
3rd Term

15 bills were introduced by Representative Demuth:

- 10 (67%) bills were sole-authored
- 5 (33%) bills had co-authors only from her own party
- 0 (0%) bills had at least one member of another party

Representative Demuth co-signed 21 bills:

- 19 (90%) of those bills had a chief author from her own party
- 2 (10%) had a chief author from another party



Representative Jeff Dotseth (R)

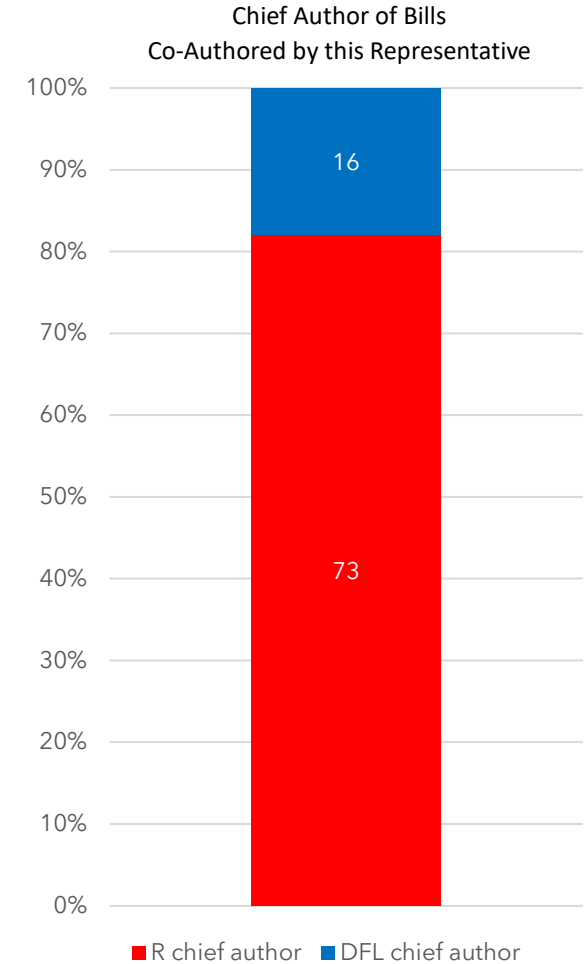
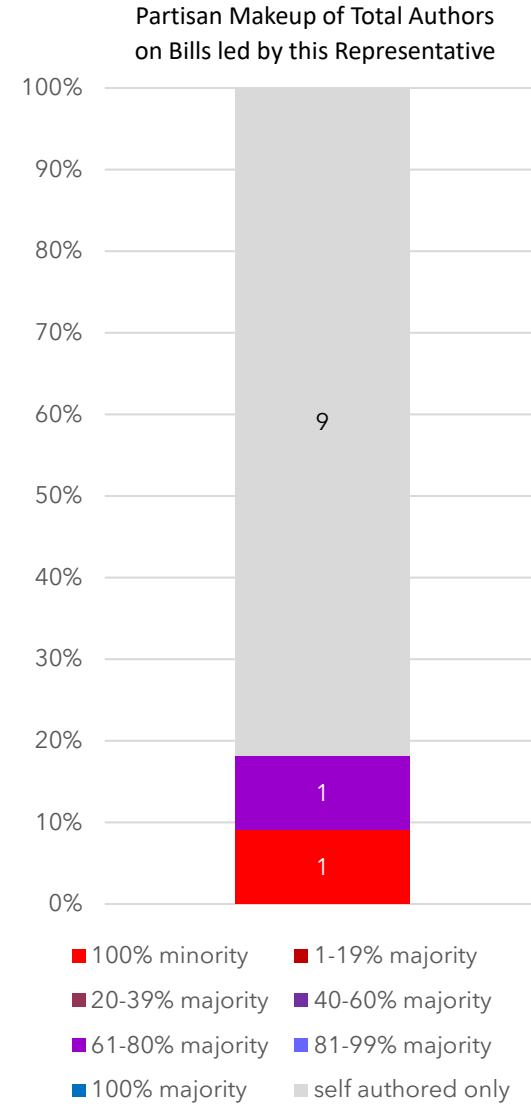
District 11A
1st Term

11 bills were introduced by Representative Dotseth:

- 9 (82%) bills were sole-authored
- 1 (9%) bills had co-authors only from his own party
- 1 (9%) bills had at least one member of another party

Representative Dotseth co-signed 89 bills:

- 73 (82%) of those bills had a chief author from his own party
- 16 (18%) had a chief author from another party



Representative Heather Edelson (DFL)

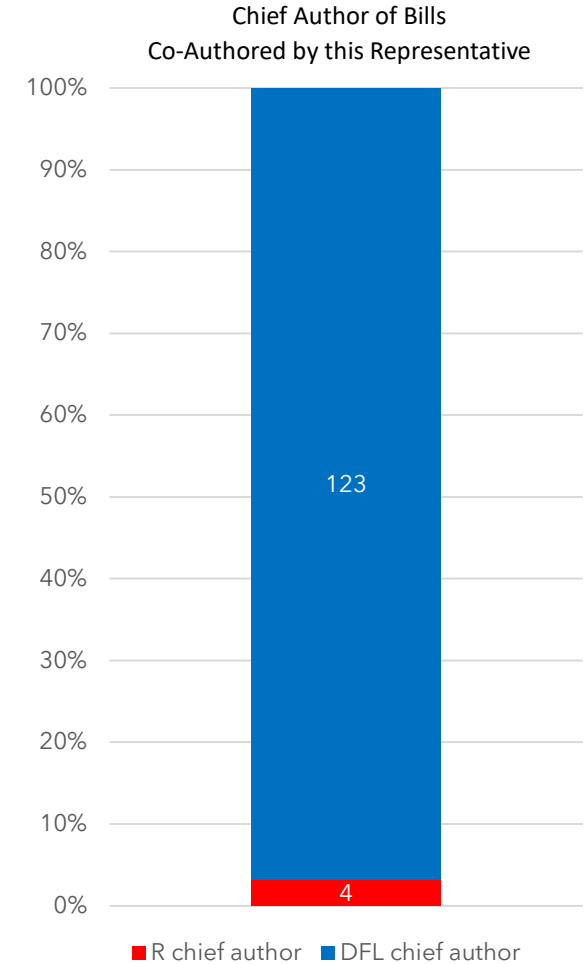
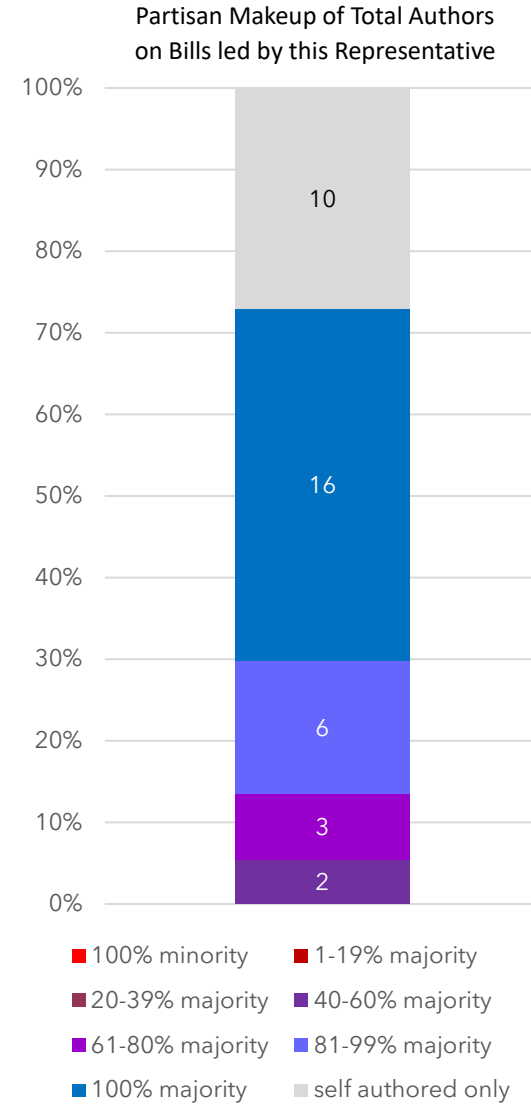
District 50A
3rd Term

37 bills were introduced by Representative Edelson:

- 10 (27%) bills were sole-authored
- 16 (43%) bills had co-authors only from her own party
- 11 (30%) bills had at least one member of another party

Representative Edelson co-signed 127 bills:

- 123 (97%) of those bills had a chief author from her own party
- 4 (3%) had a chief author from another party



Representative Steve Elkins (DFL)

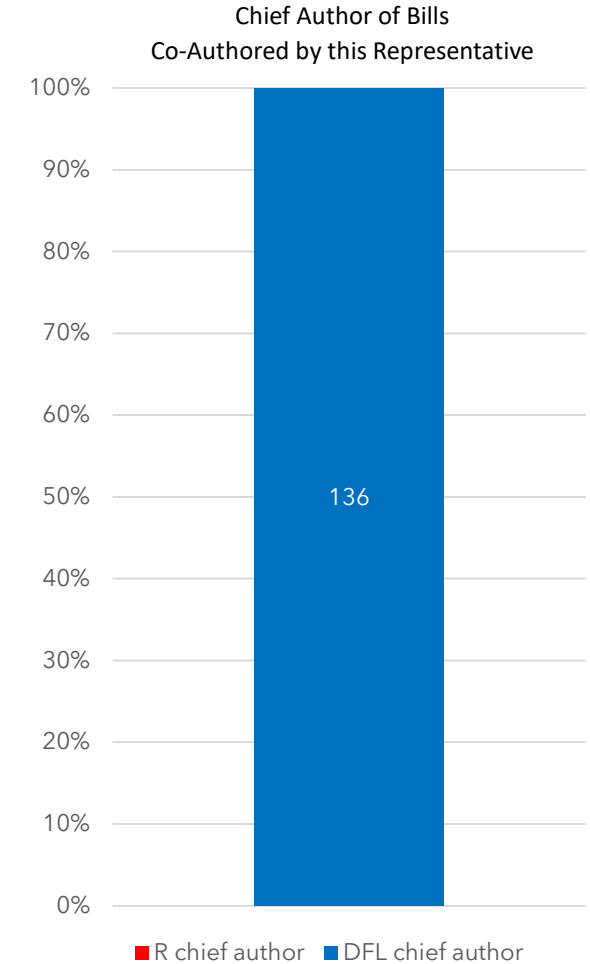
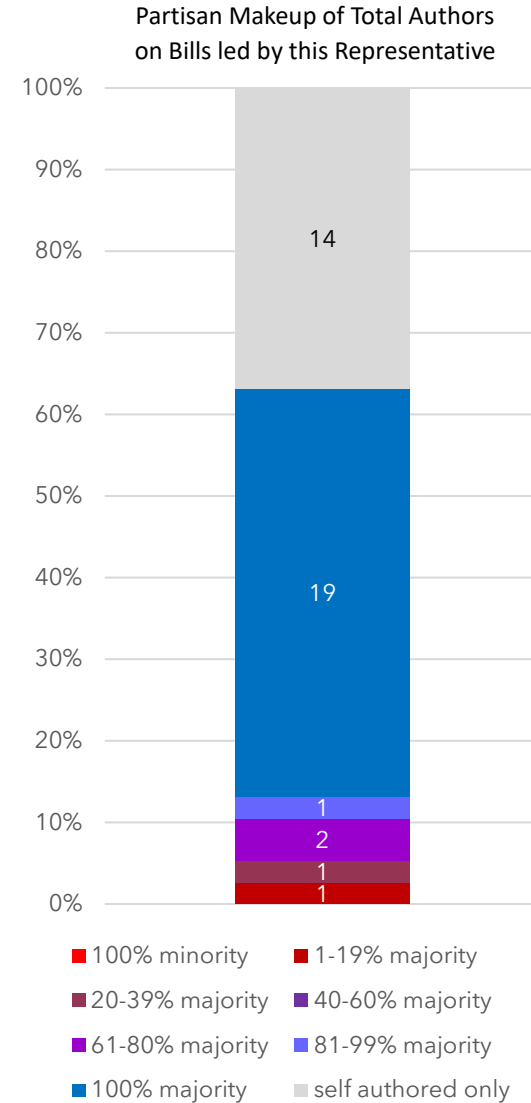
District 50B
3rd Term

38 bills were introduced by Representative Elkins:

- 14 (37%) bills were sole-authored
- 19 (50%) bills had co-authors only from his own party
- 5 (13%) bills had at least one member of another party

Representative Elkins co-signed 136 bills:

- 136 (100%) of those bills had a chief author from his own party
- 0 (0%) had a chief author from another party



Representative Elliott Engen (R)

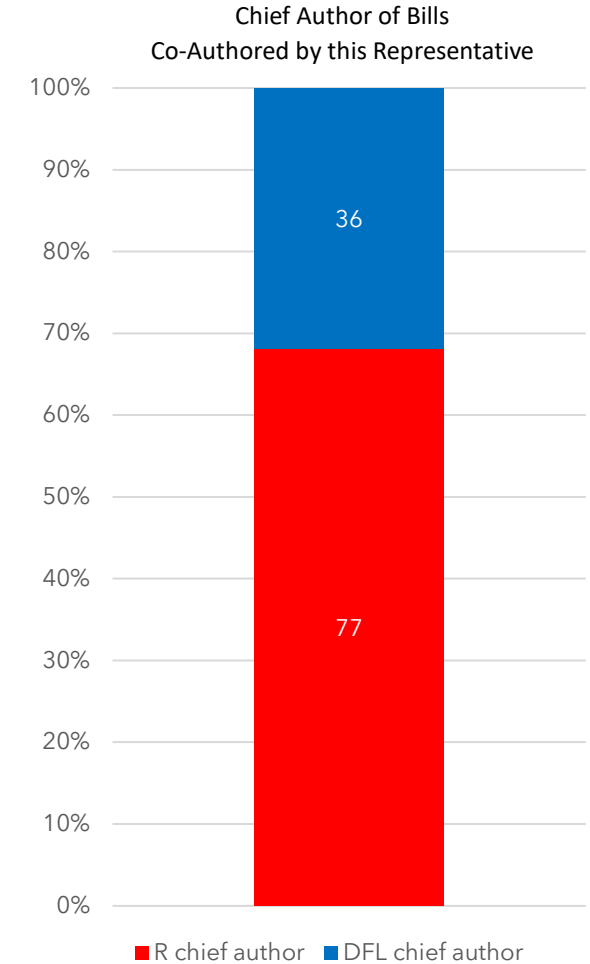
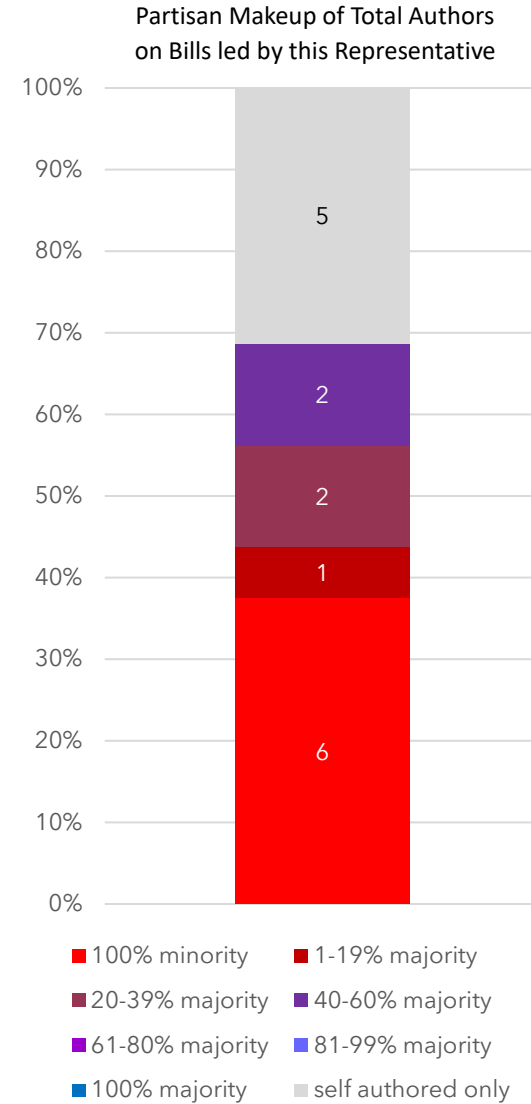
District 36A
1st Term

16 bills were introduced by Representative Engen:

- 5 (31%) bills were sole-authored
- 6 (38%) bills had co-authors only from his own party
- 5 (31%) bills had at least one member of another party

Representative Engen co-signed 113 bills:

- 77 (68%) of those bills had a chief author from his own party
- 36 (32%) had a chief author from another party



Representative Sandra Feist (DFL)

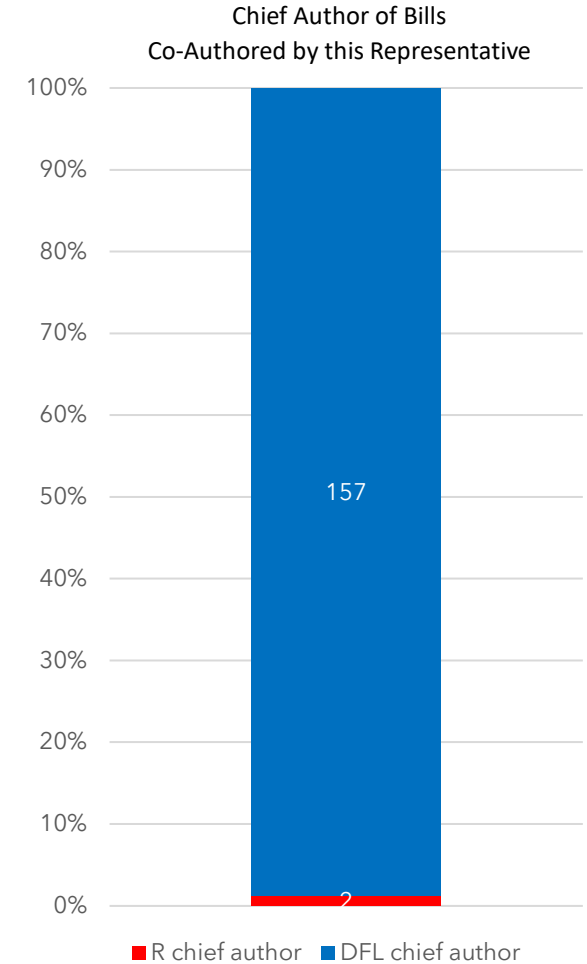
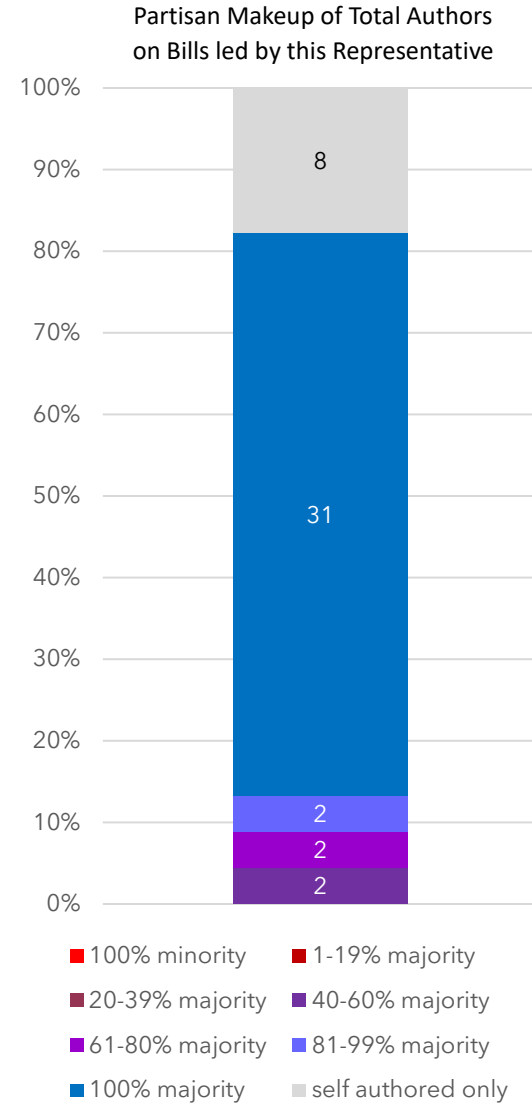
District 39B
2nd Term

45 bills were introduced by Representative Feist:

- 8 (18%) bills were sole-authored
- 31 (69%) bills had co-authors only from her own party
- 6 (13%) bills had at least one member of another party

Representative Feist co-signed 159 bills:

- 157 (98%) of those bills had a chief author from her own party
- 2 (2%) had a chief author from another party



Representative Leigh Finke (DFL)

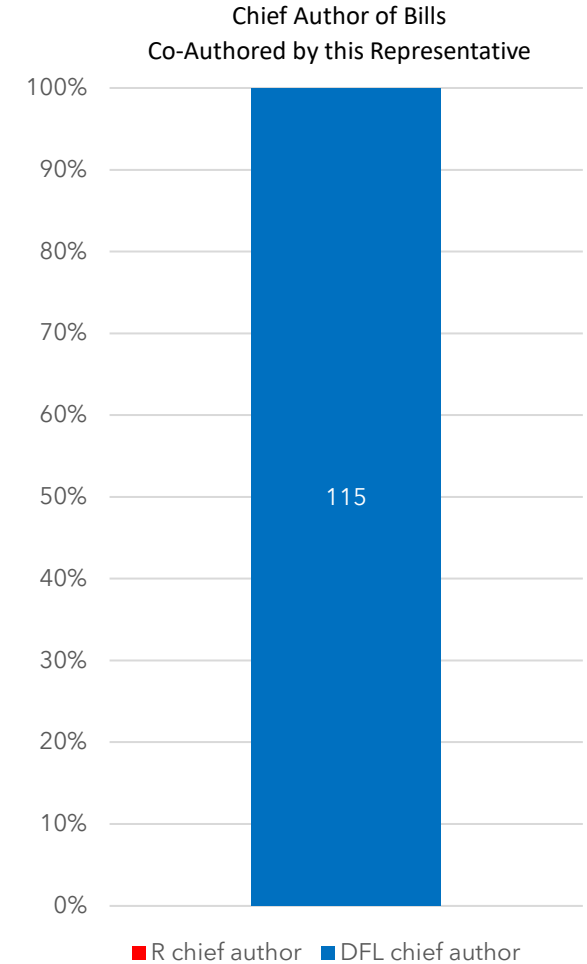
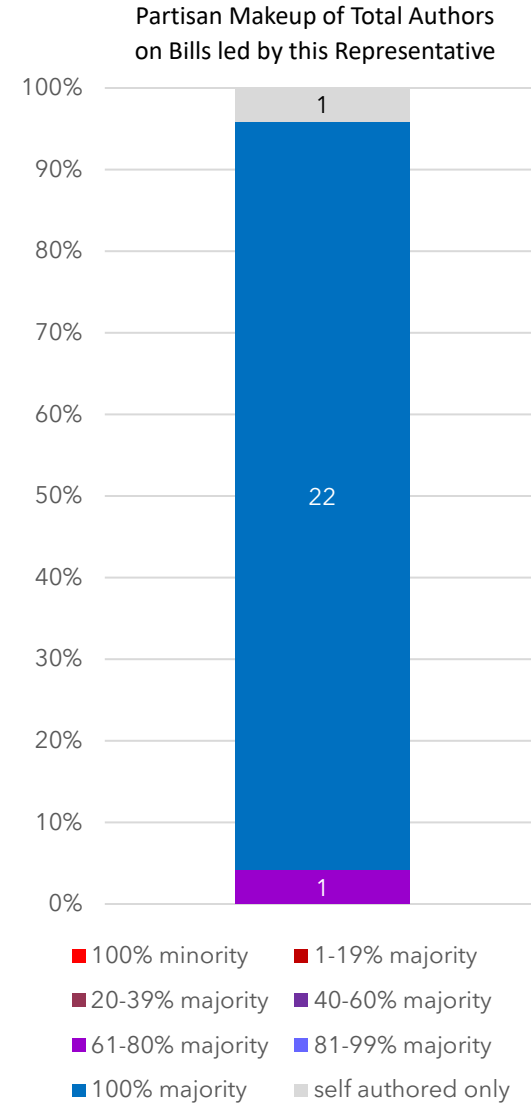
District 66A
1st Term

24 bills were introduced by Representative Finke:

- 1 (4%) bills were sole-authored
- 22 (92%) bills had co-authors only from her own party
- 1 (4%) bills had at least one member of another party

Representative Finke co-signed 115 bills:

- 115 (100%) of those bills had a chief author from her own party
- 0 (0%) had a chief author from another party



Representative Peter Fischer (DFL)

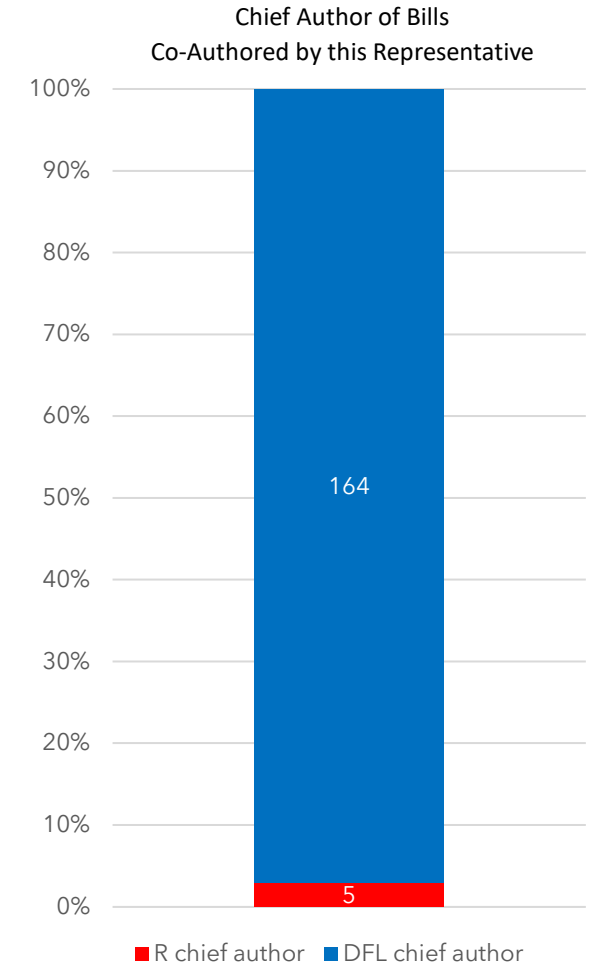
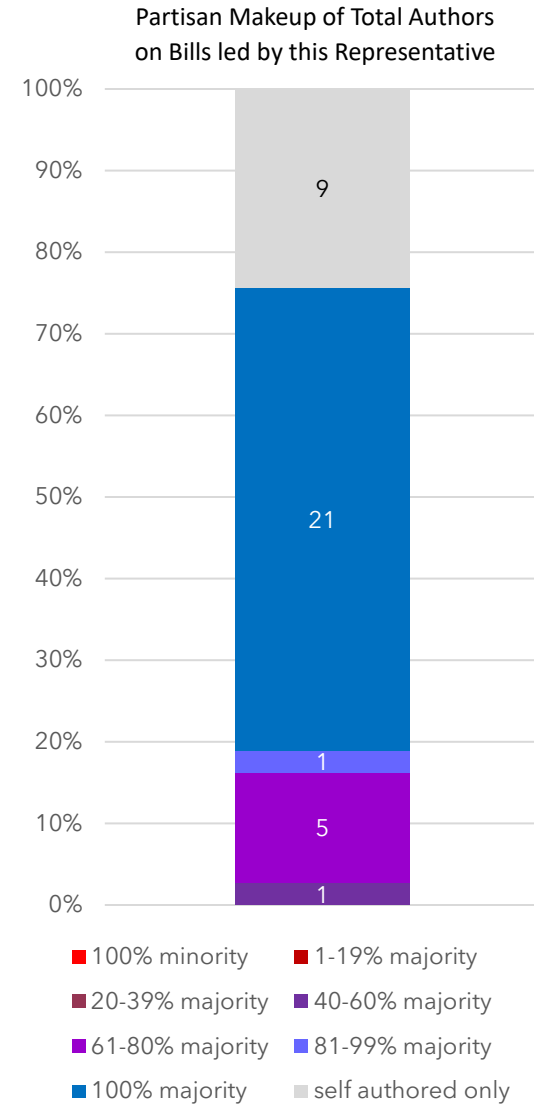
District 44A
6th Term

37 bills were introduced by Representative Fischer:

- 9 (24%) bills were sole-authored
- 21 (57%) bills had co-authors only from his own party
- 7 (19%) bills had at least one member of another party

Representative Fischer co-signed 169 bills:

- 164 (97%) of those bills had a chief author from his own party
- 5 (3%) had a chief author from another party



Representative Marj Fogelman (R)

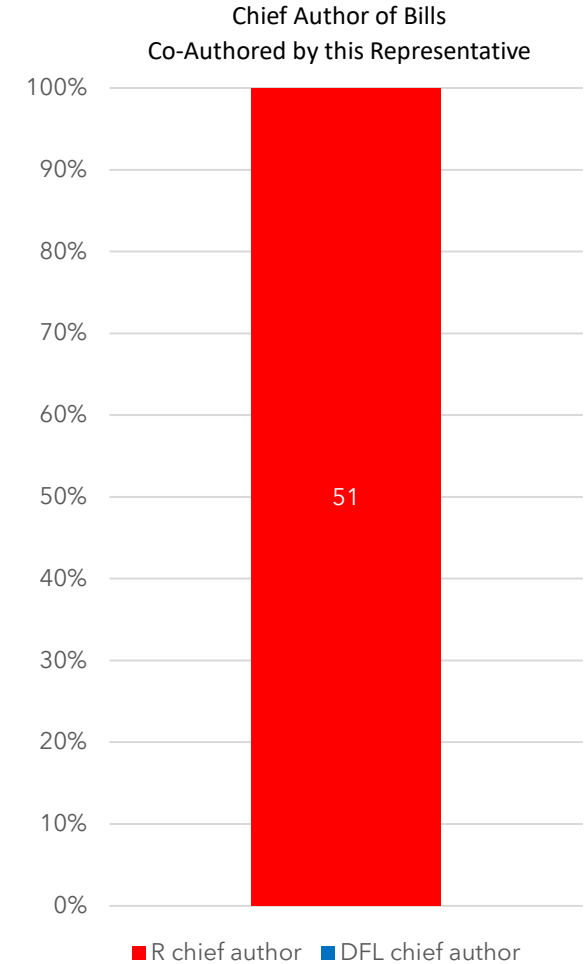
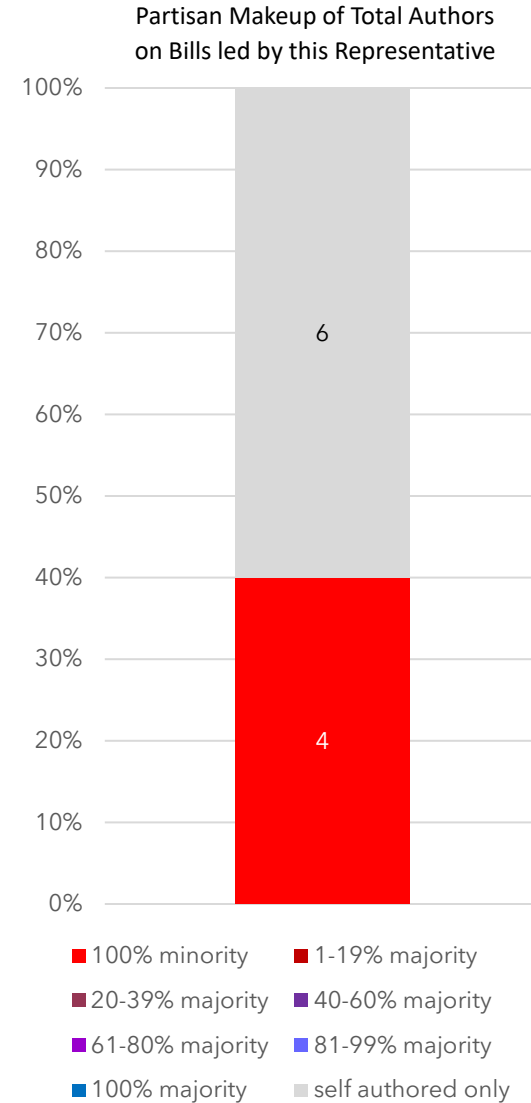
District 21B
1st Term

10 bills were introduced by Representative Fogelman:

- 6 (60%) bills were sole-authored
- 4 (40%) bills had co-authors only from her own party
- 0 (0%) bills had at least one member of another party

Representative Fogelman co-signed 51 bills:

- 51 (100%) of those bills had a chief author from her own party
- 0 (0%) had a chief author from another party



Representative Mary Franson (R)

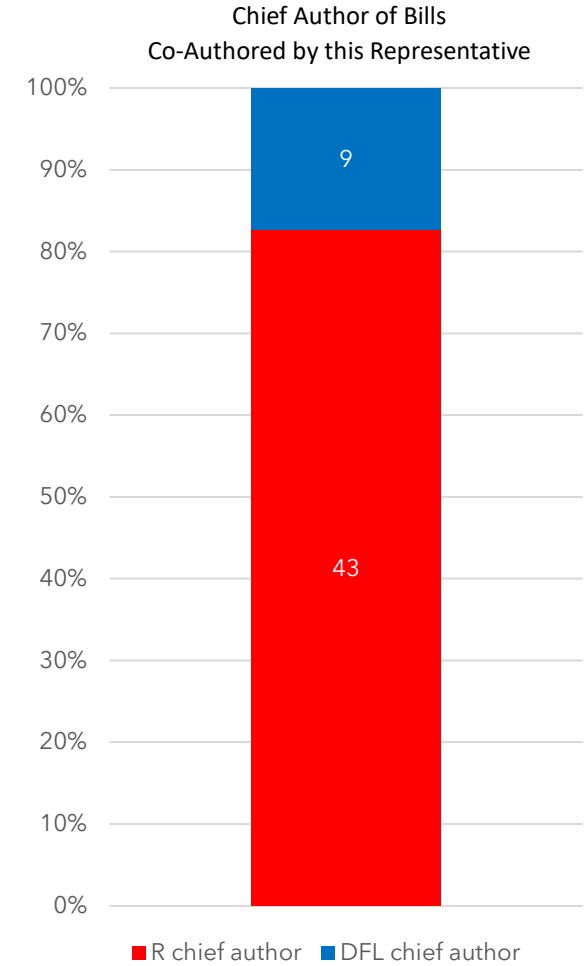
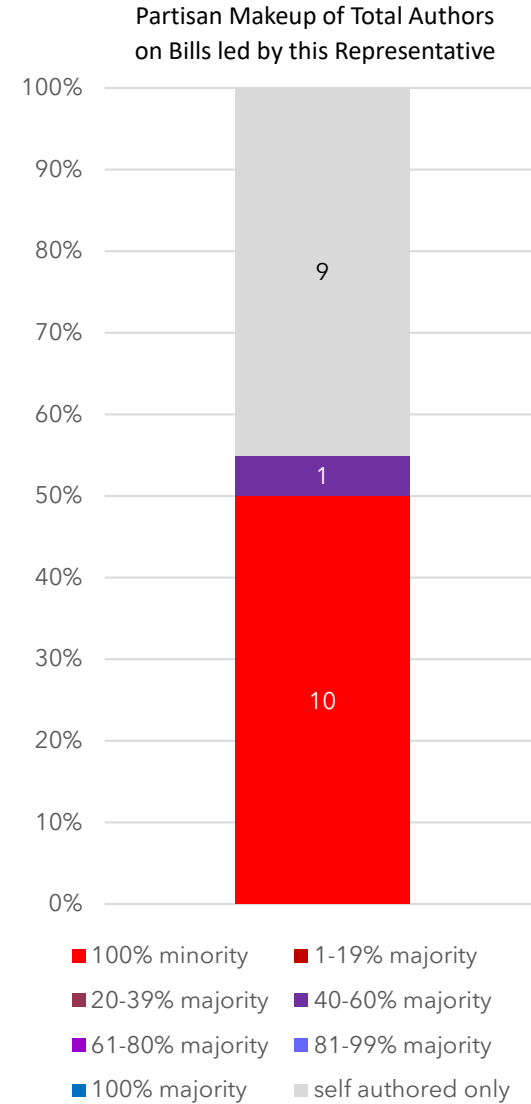
District 12B
7th Term

20 bills were introduced by Representative Franson:

- 9 (45%) bills were sole-authored
- 10 (50%) bills had co-authors only from her own party
- 1 (5%) bills had at least one member of another party

Representative Franson co-signed 52 bills:

- 43 (83%) of those bills had a chief author from her own party
- 9 (17%) had a chief author from another party



Representative Cedrick Frazier (DFL)

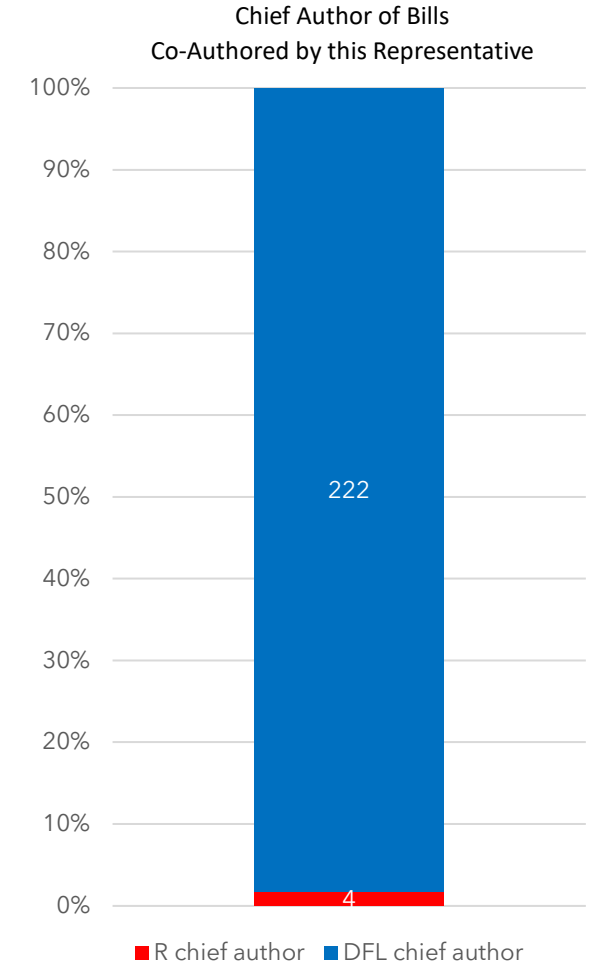
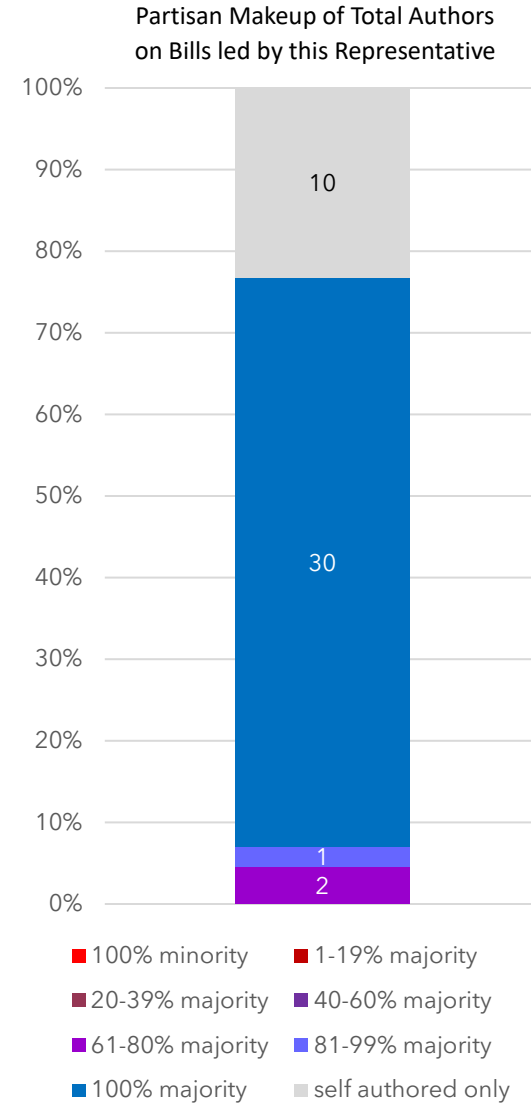
District 43A
2nd Term

43 bills were introduced by Representative Frazier:

- 10 (23%) bills were sole-authored
- 30 (70%) bills had co-authors only from his own party
- 3 (7%) bills had at least one member of another party

Representative Frazier co-signed 226 bills:

- 222 (98%) of those bills had a chief author from his own party
- 4 (2%) had a chief author from another party



Representative Luke Frederick (DFL)

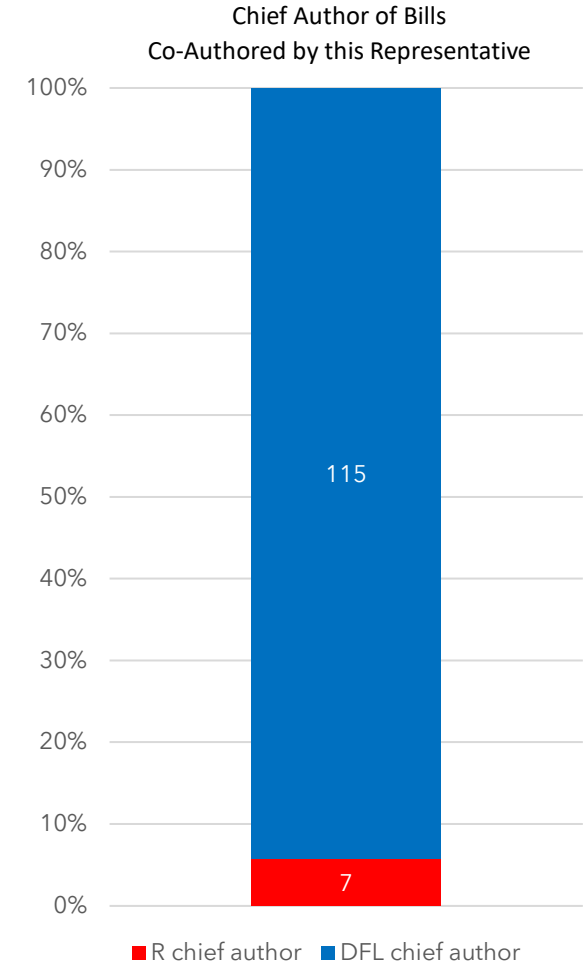
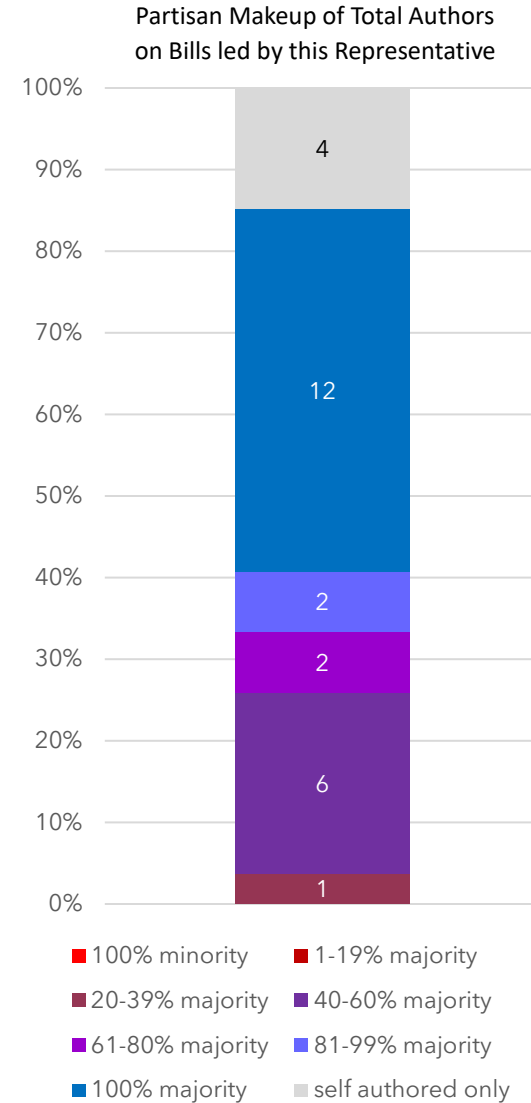
District 18B
2nd Term

27 bills were introduced by Representative Frederick:

- 4 (15%) bills were sole-authored
- 12 (44%) bills had co-authors only from his own party
- 11 (41%) bills had at least one member of another party

Representative Frederick co-signed 122 bills:

- 115 (94%) of those bills had a chief author from his own party
- 7 (6%) had a chief author from another party



Representative Mike Freiberg (DFL)

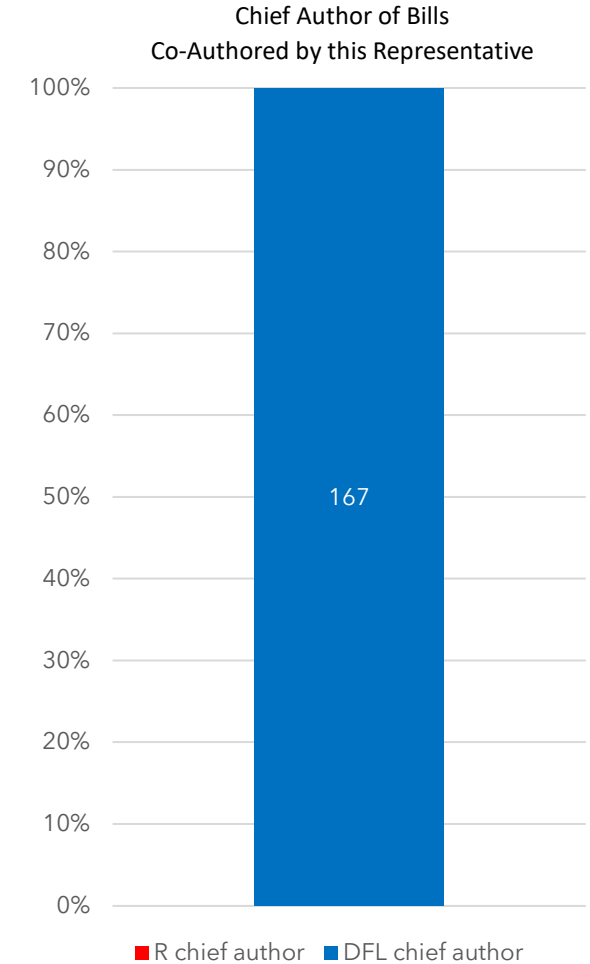
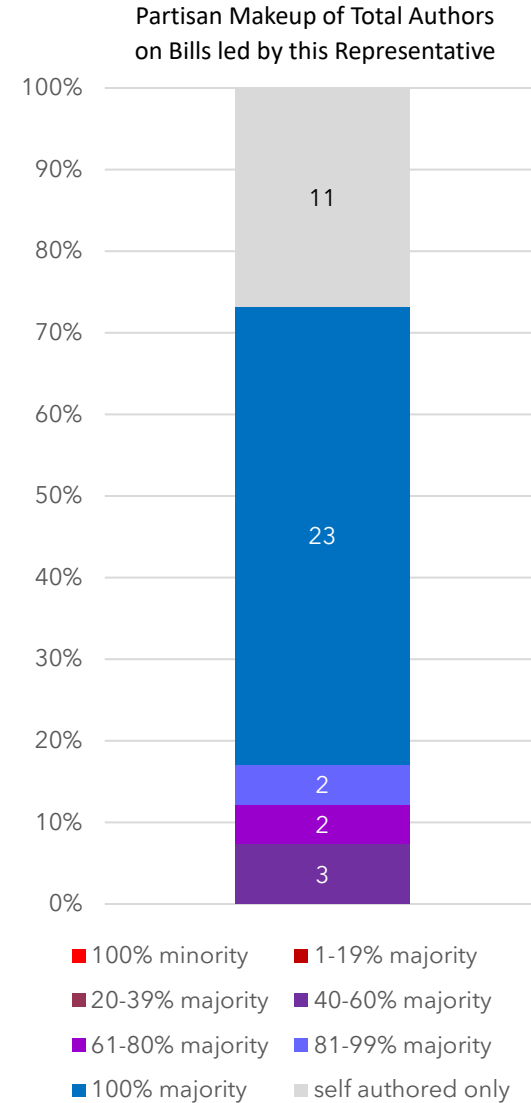
District 43B
6th Term

41 bills were introduced by Representative Freiberg:

- 11 (27%) bills were sole-authored
- 23 (56%) bills had co-authors only from his own party
- 7 (17%) bills had at least one member of another party

Representative Freiberg co-signed 167 bills:

- 167 (100%) of those bills had a chief author from his own party
- 0 (0%) had a chief author from another party



Representative Pat Garofalo

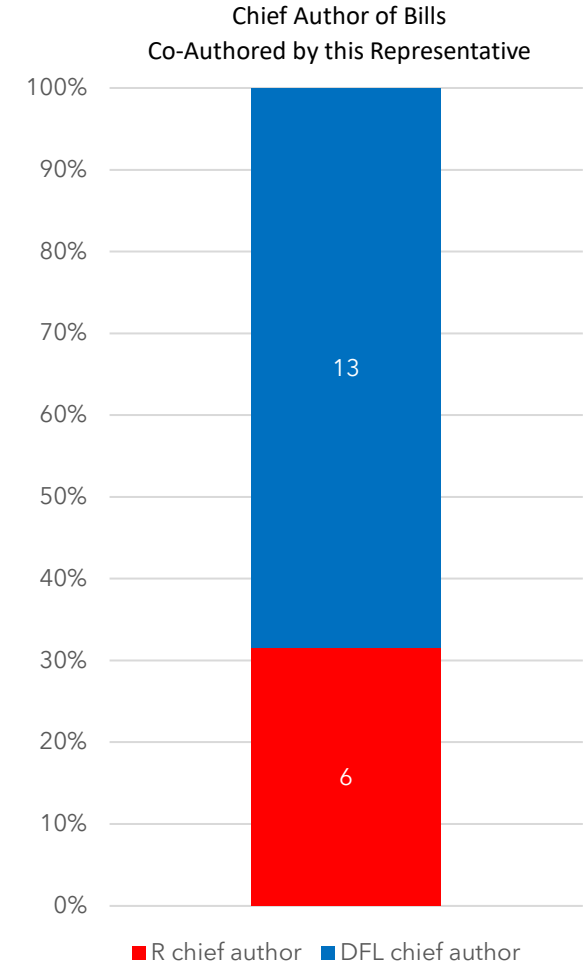
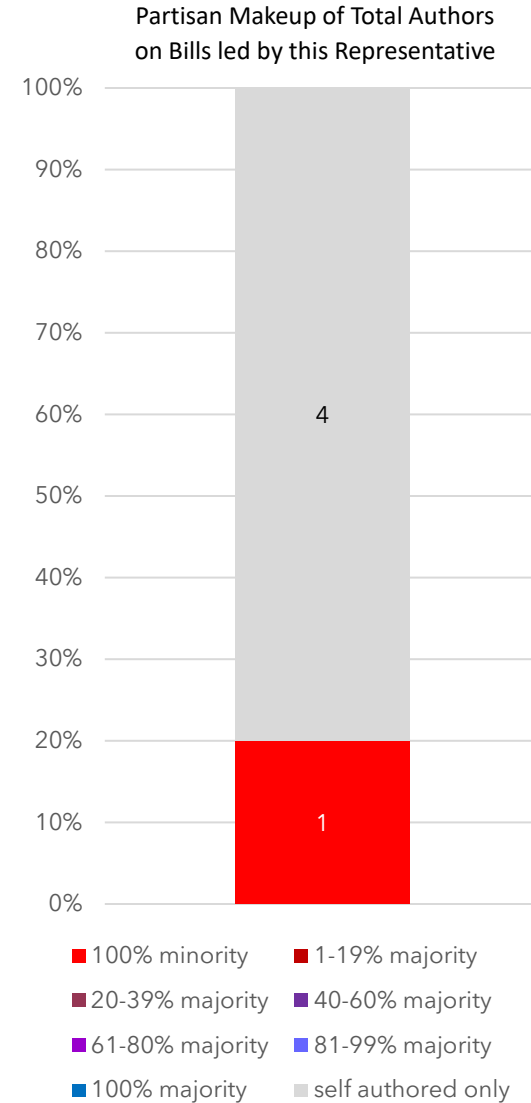
District 58B
10th Term

5 bills were introduced by Representative Garofalo:

- 4 (80%) bills were sole-authored
- 1 (20%) bills had co-authors only from his own party
- 0 (0%) bills had at least one member of another party

Representative Garofalo co-signed 19 bills:

- 6 (32%) of those bills had a chief author from his own party
- 13 (68%) had a chief author from another party



Representative Dawn Gillman (R)

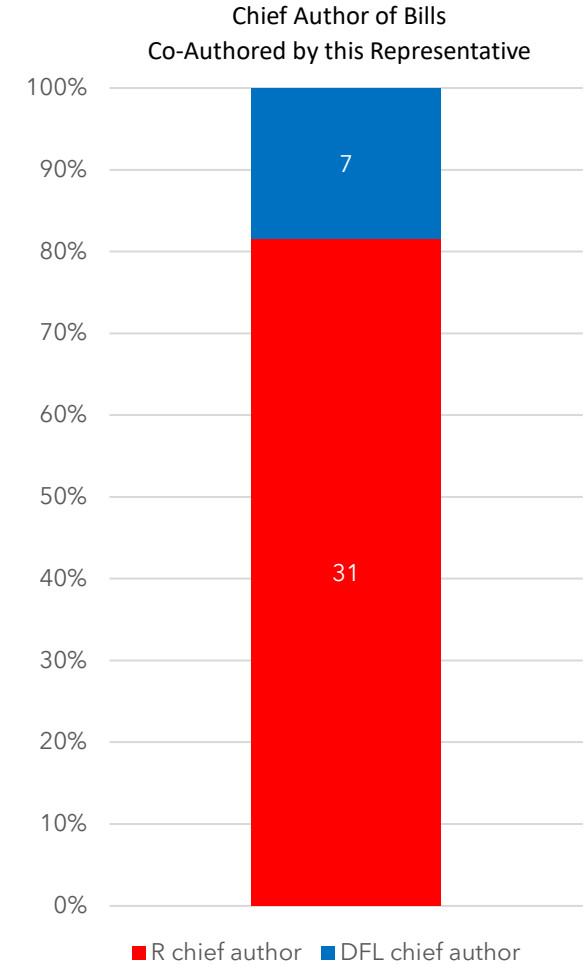
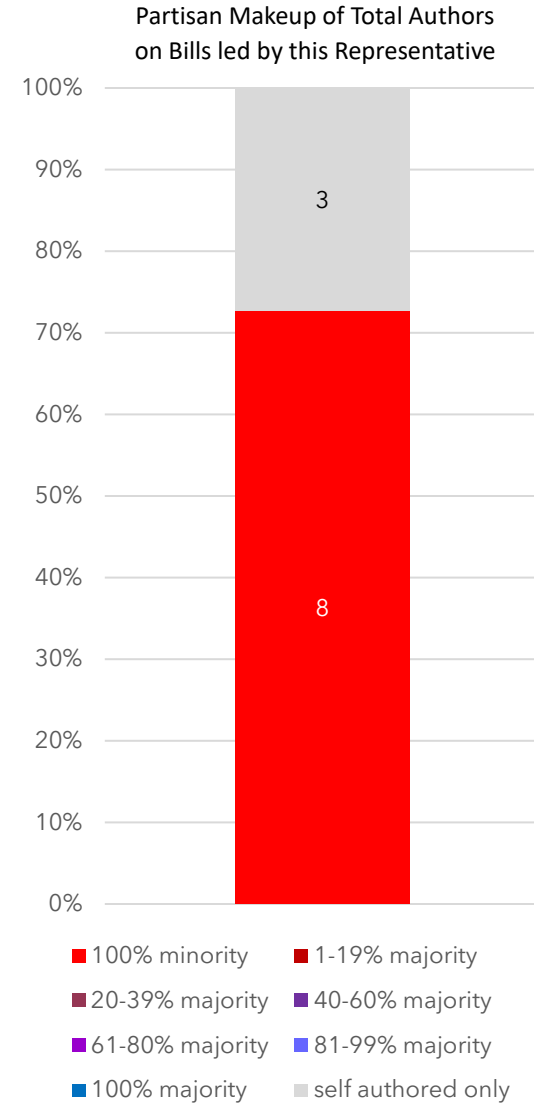
District 17A
1st Term

11 bills were introduced by Representative Gillman:

- 3 (27%) bills were sole-authored
- 8 (73%) bills had co-authors only from her own party
- 0 (0%) bills had at least one member of another party

Representative Gillman co-signed 38 bills:

- 31 (82%) of those bills had a chief author from her own party
- 7 (18%) had a chief author from another party



Representative Aisha Gomez (DFL)

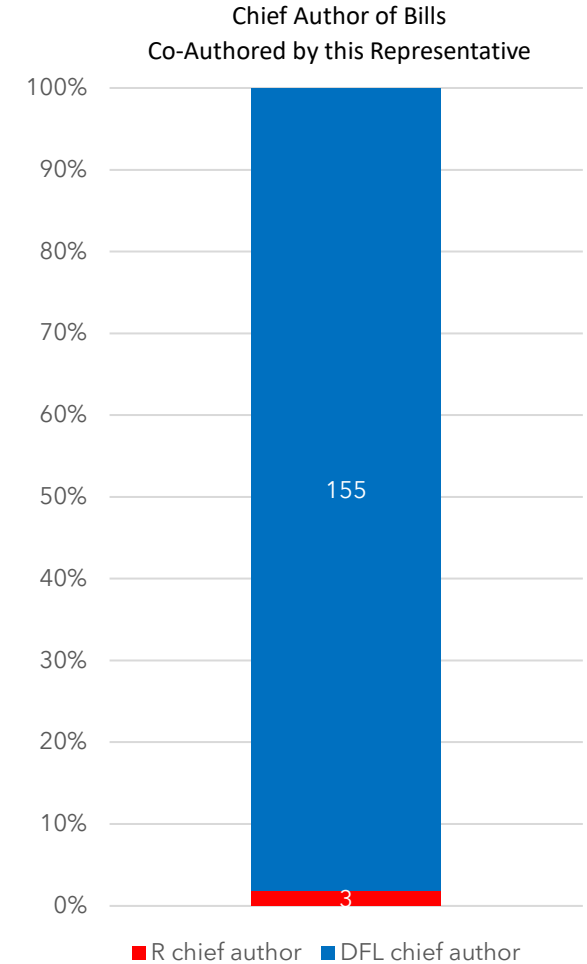
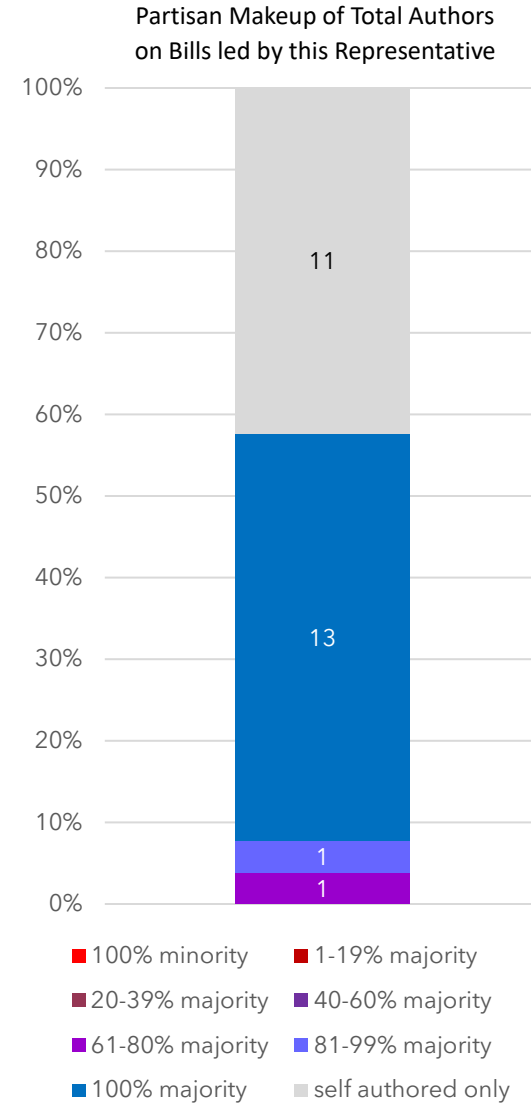
District 62A
3rd Term

26 bills were introduced by Representative Gomez:

- 11 (42%) bills were sole-authored
- 13 (50%) bills had co-authors only from her own party
- 2 (8%) bills had at least one member of another party

Representative Gomez co-signed 158 bills:

- 155 (98%) of those bills had a chief author from her own party
- 3 (2%) had a chief author from another party



Representative Emma Greenman (DFL)

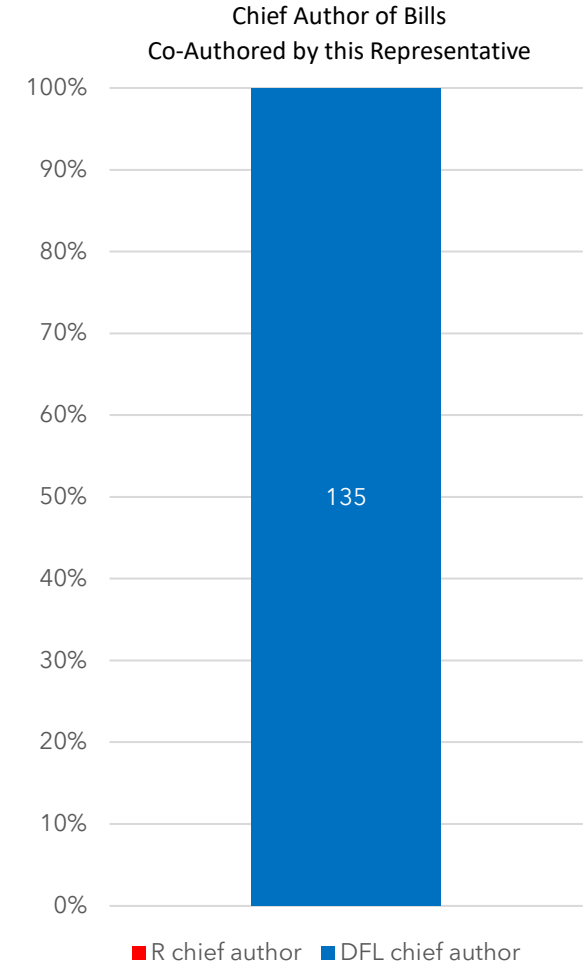
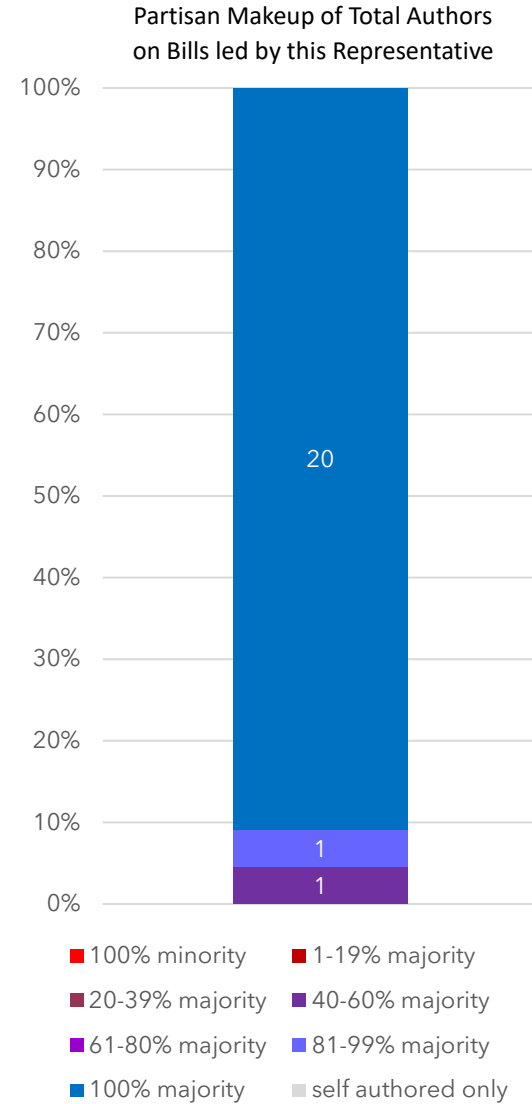
District 63B
2nd Term

22 bills were introduced by Representative Greenman:

- 0 (0%) bills were sole-authored
- 20 (91%) bills had co-authors only from her own party
- 2 (9%) bills had at least one member of another party

Representative Greenman co-signed 135 bills:

- 135 (100%) of those bills had a chief author from her own party
- 0 (0%) had a chief author from another party



Representative Matt Grossell (R)

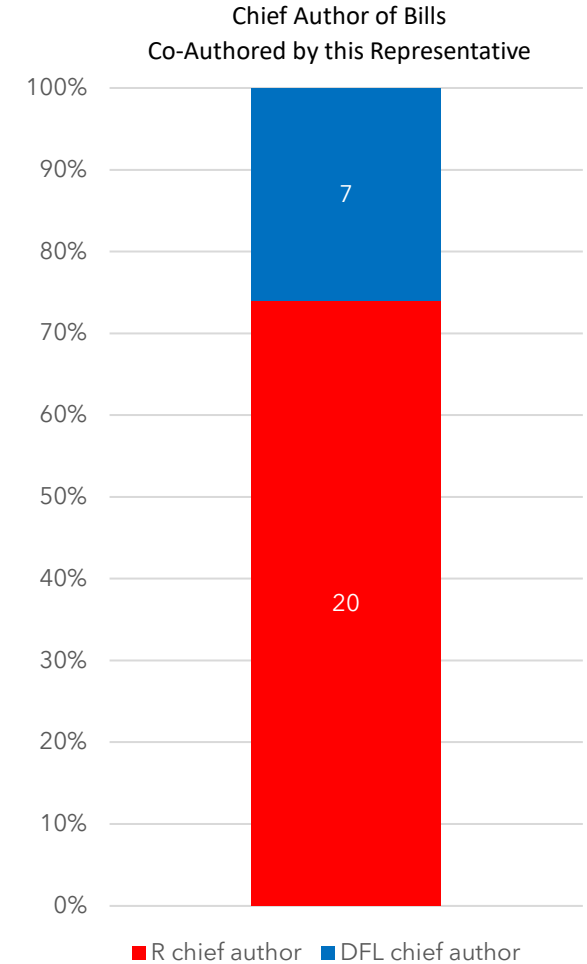
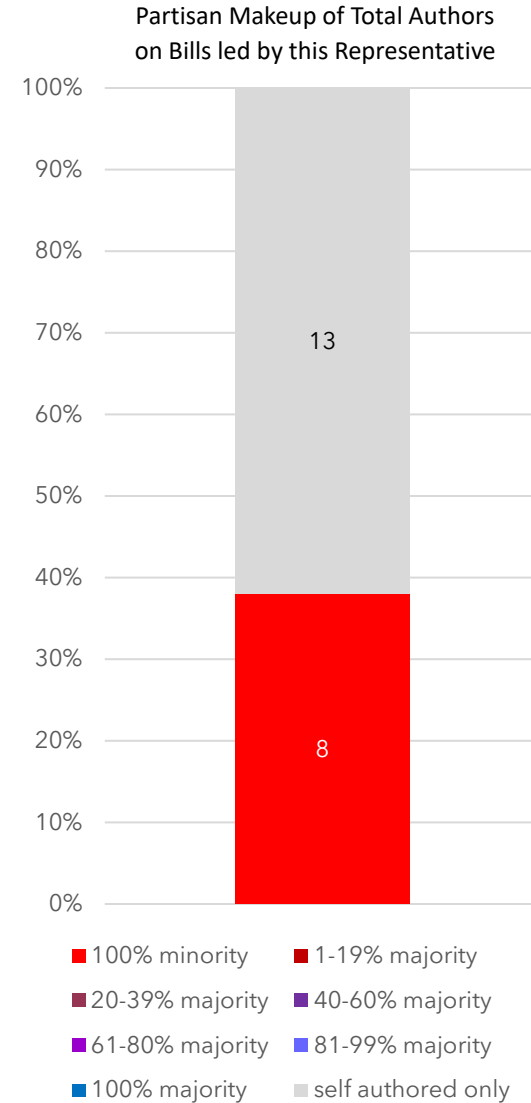
District 02A
4th Term

21 bills were introduced by Representative Grossell:

- 13 (62%) bills were sole-authored
- 8 (38%) bills had co-authors only from his own party
- 0 (0%) bills had at least one member of another party

Representative Grossell co-signed 27 bills:

- 20 (74%) of those bills had a chief author from his own party
- 7 (26%) had a chief author from another party



Representative Rick Hansen (DFL)

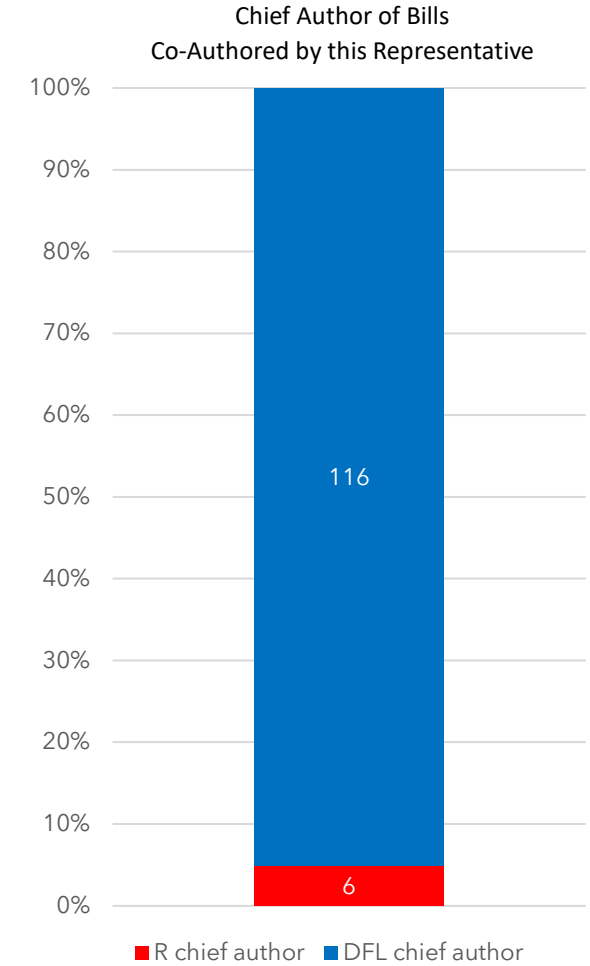
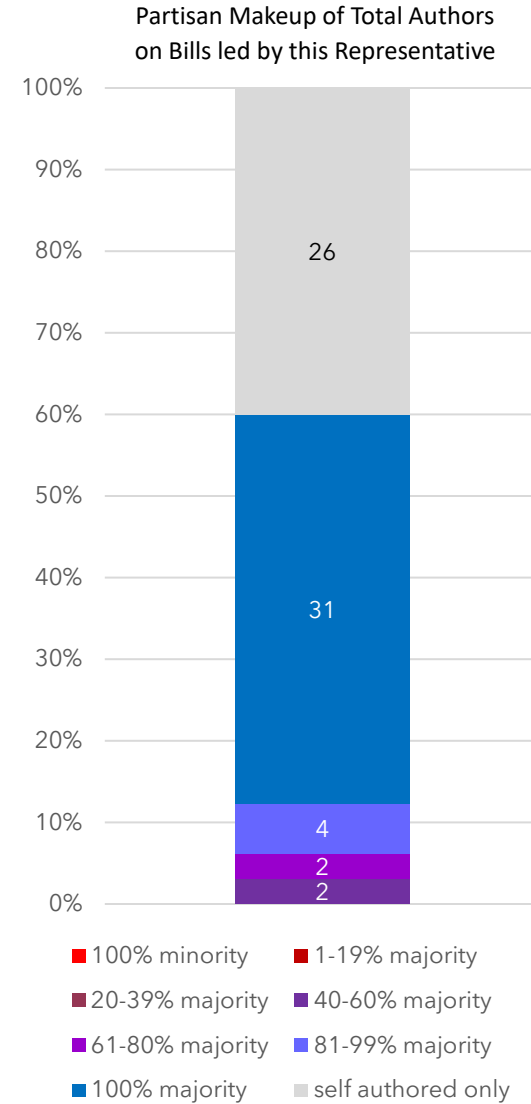
District 453B
10th Term

65 bills were introduced by Representative Hansen:

- 26 (40%) bills were sole-authored
- 31 (48%) bills had co-authors only from his own party
- 8 (12%) bills had at least one member of another party

Representative Hansen co-signed 122 bills:

- 116 (95%) of those bills had a chief author from his own party
- 6 (5%) had a chief author from another party



Representative Jessica Hanson (DFL)

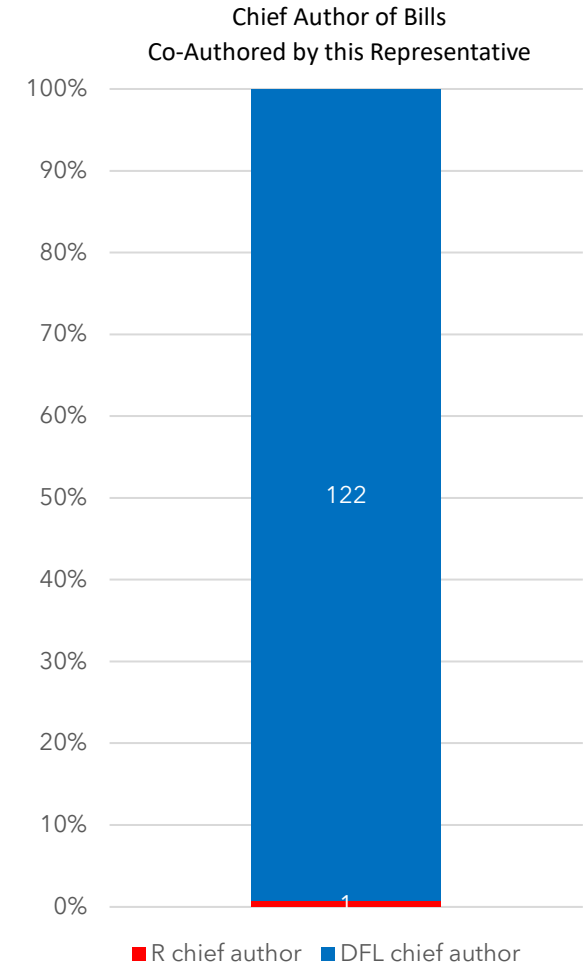
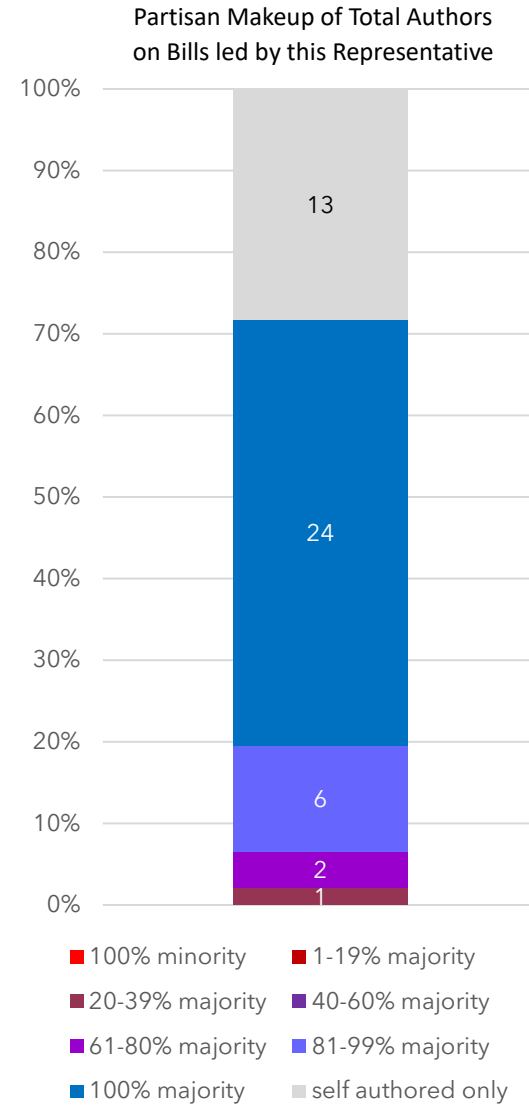
District 55A
2nd Term

46 bills were introduced by Representative Hanson:

- 13 (28%) bills were sole-authored
- 24 (52%) bills had co-authors only from her own party
- 9 (20%) bills had at least one member of another party

Representative Hanson co-signed 123 bills:

- 122 (99%) of those bills had a chief author from her own party
- 1 (1%) had a chief author from another party



Representative Bobbie Harder (R)

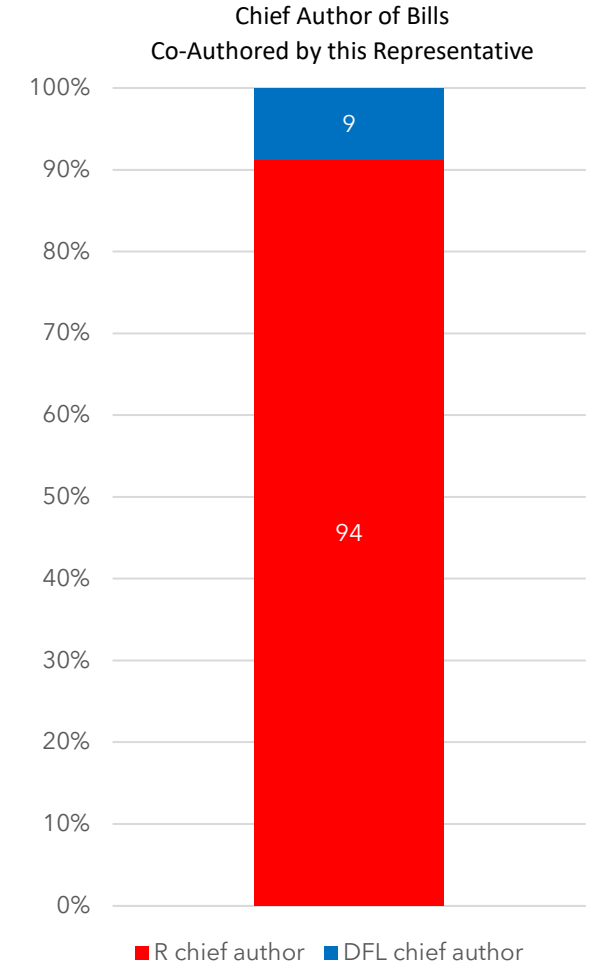
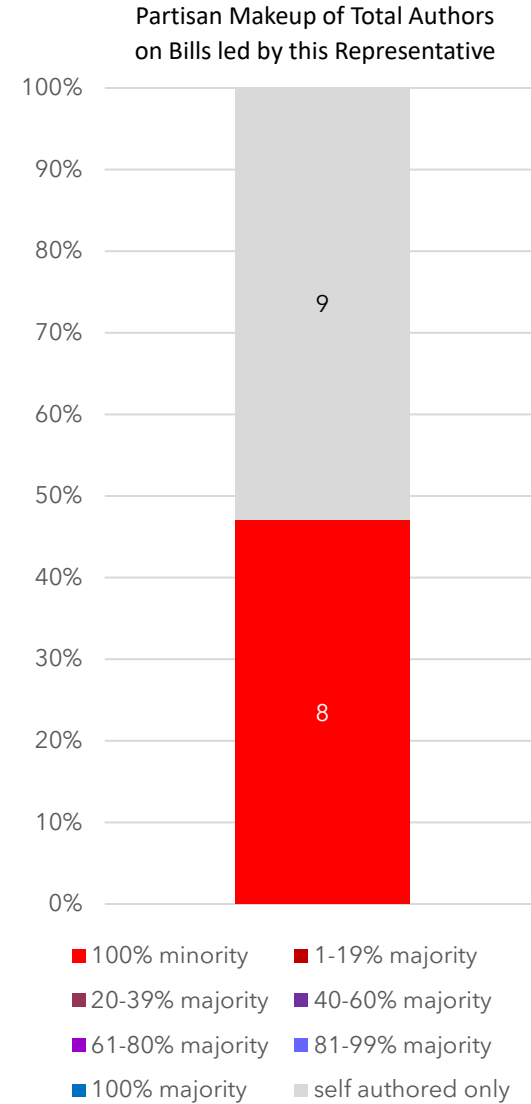
District 17B
1st Term

17 bills were introduced by Representative Harder:

- 9 (53%) bills were sole-authored
- 8 (47%) bills had co-authors only from her own party
- 0 (0%) bills had at least one member of another party

Representative Harder co-signed 103 bills:

- 94 (91%) of those bills had a chief author from her own party
- 9 (9%) had a chief author from another party



Representative Hodan Hassan (DFL)

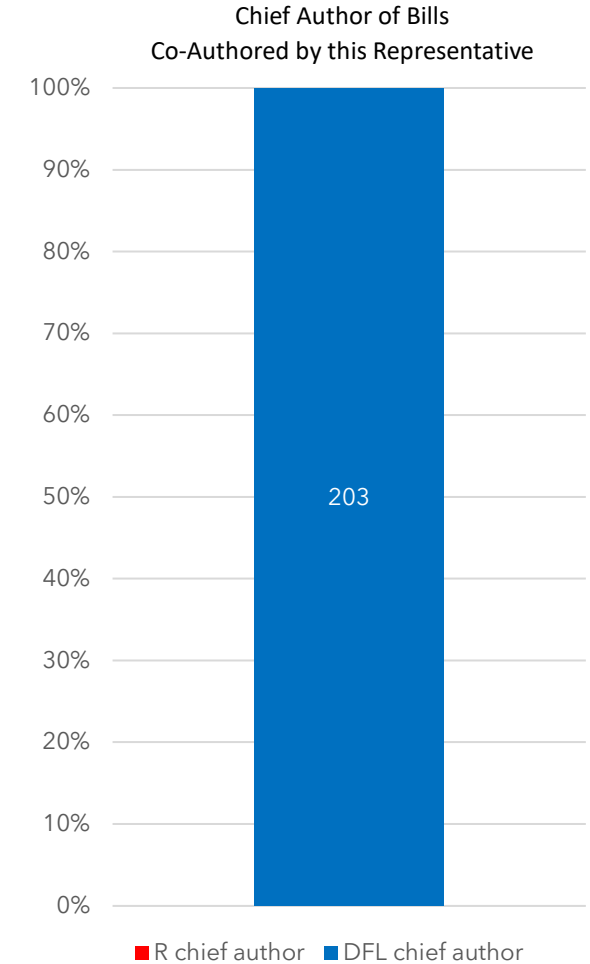
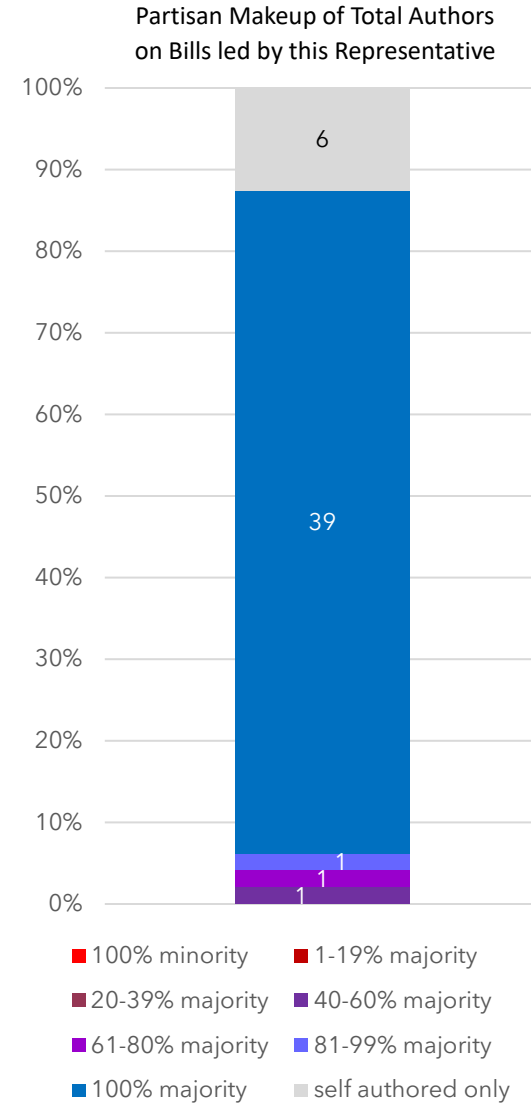
District 62B
3rd Term

48 bills were introduced by Representative Hassan:

- 6 (13%) bills were sole-authored
- 39 (81%) bills had co-authors only from her own party
- 3 (6%) bills had at least one member of another party

Representative Hassan co-signed 203 bills:

- 203 (100%) of those bills had a chief author from her own party
- 0 (0%) had a chief author from another party



Representative Josh Heintzeman (R)

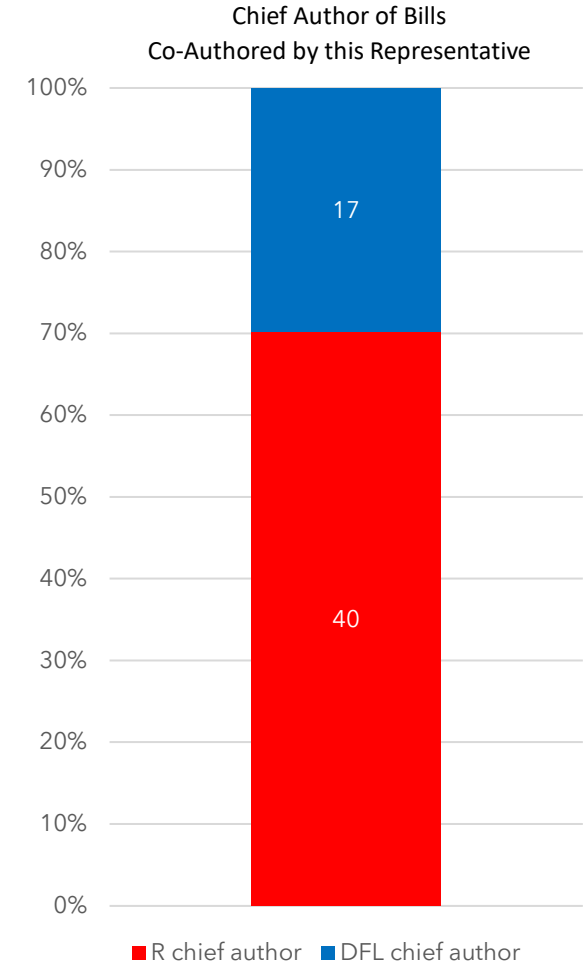
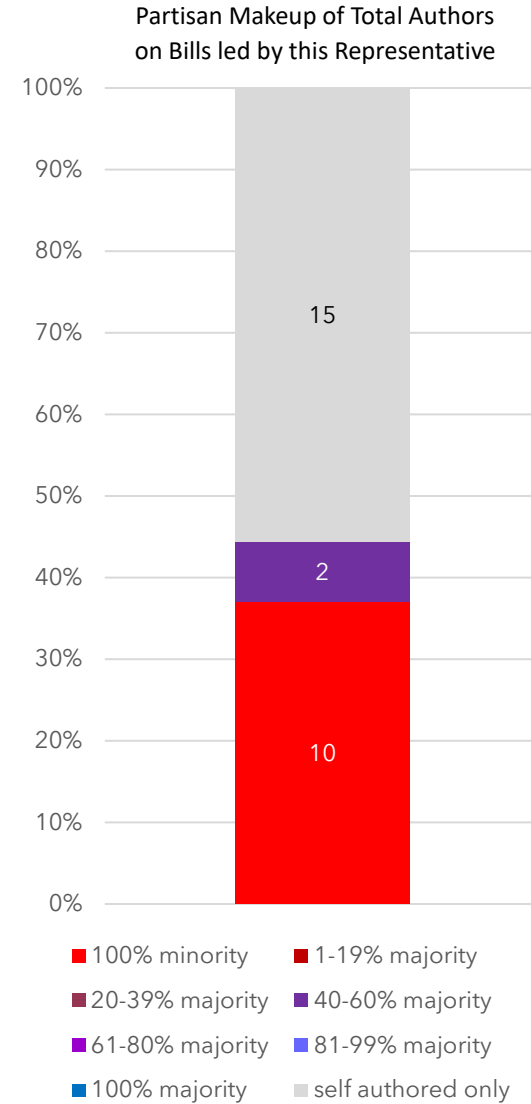
District 06B
5th Term

27 bills were introduced by Representative Heintzeman:

- 15 (56%) bills were sole-authored
- 10 (37%) bills had co-authors only from his own party
- 2 (7%) bills had at least one member of another party

Representative Heintzeman co-signed 57 bills:

- 40 (70%) of those bills had a chief author from his own party
- 17 (30%) had a chief author from another party



Representative Amanda Hemmingsen-Jaeger (DFL)

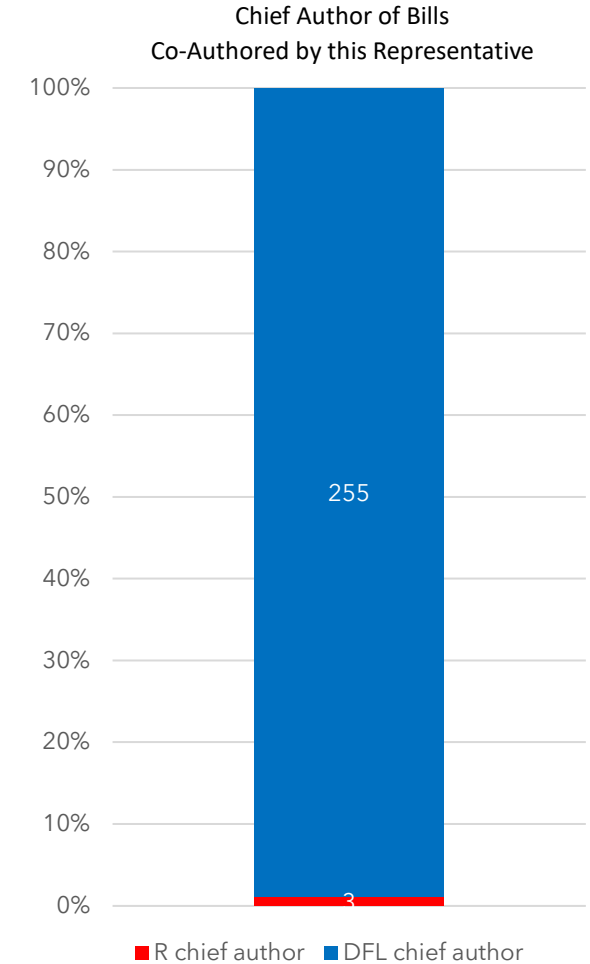
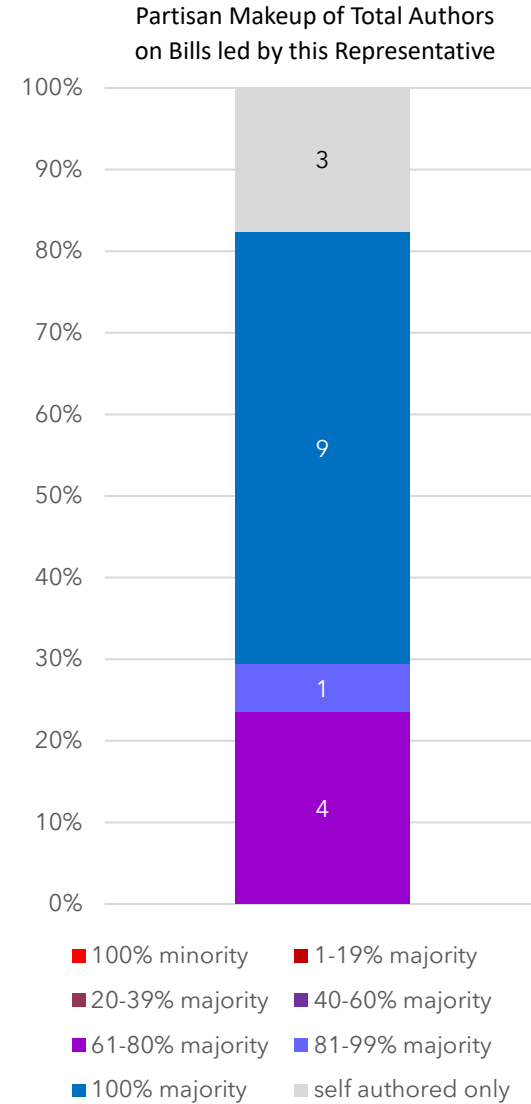
District 47A
1st Term

17 bills were introduced by Representative Hemmingsen-Jaeger:

- 3 (18%) bills were sole-authored
- 9 (53%) bills had co-authors only from her own party
- 5 (29%) bills had at least one member of another party

Representative Hemmingsen-Jaeger co-signed 258 bills:

- 255 (99%) of those bills had a chief author from her own party
- 3 (1%) had a chief author from another party



Representative Kaohly Vang Her (DFL)

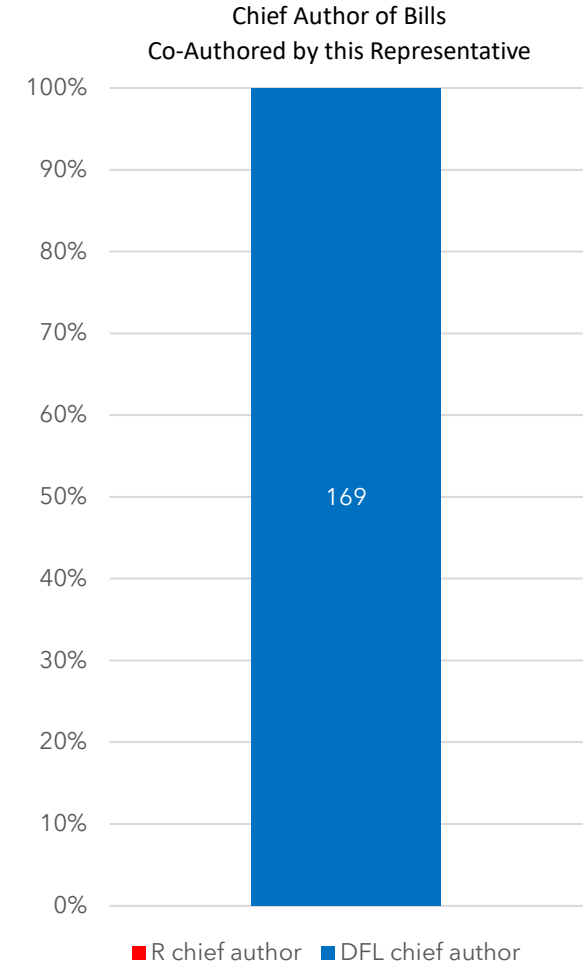
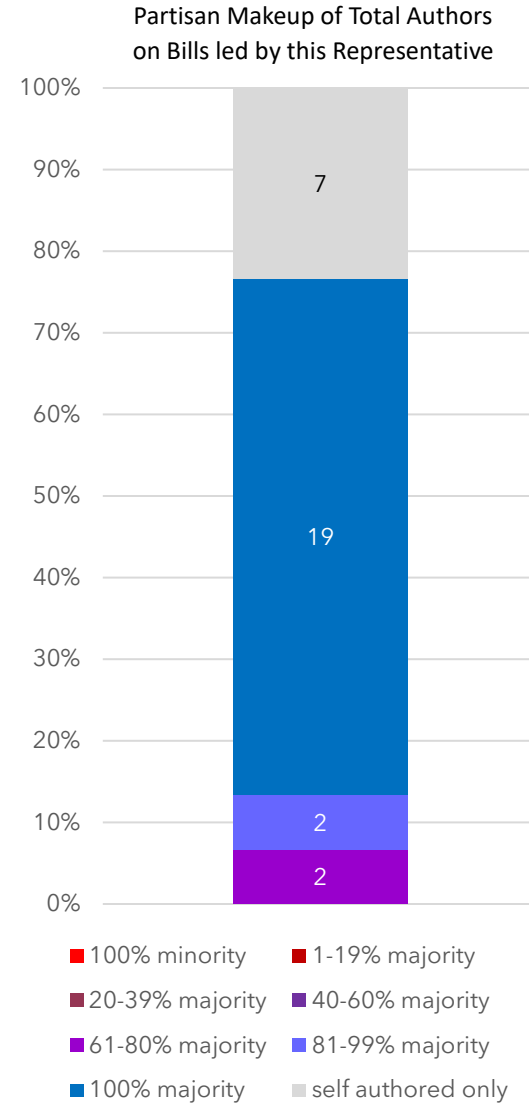
District 64A
3rd Term

30 bills were introduced by Representative Her:

- 7 (23%) bills were sole-authored
- 19 (64%) bills had co-authors only from her own party
- 4 (13%) bills had at least one member of another party

Representative Her co-signed 169 bills:

- 169 (100%) of those bills had a chief author from her own party
- 0 (0%) had a chief author from another party



Representative Kim Hicks (DFL)

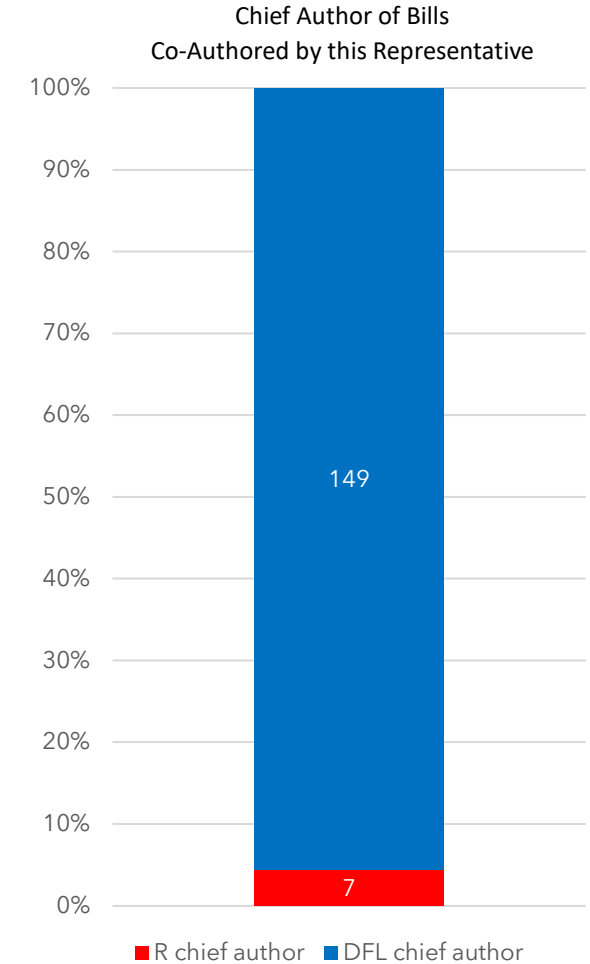
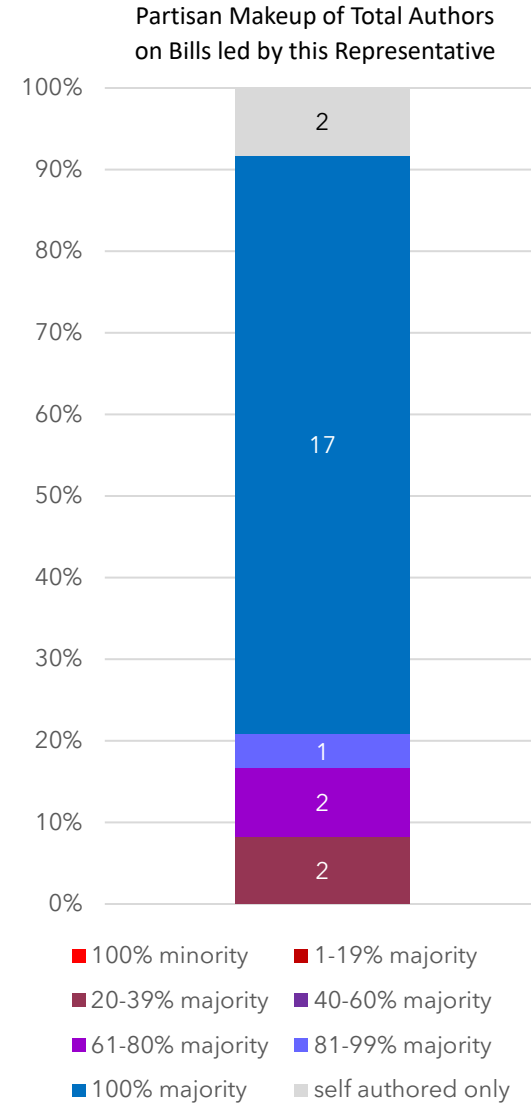
District 25A
1st Term

24 bills were introduced by Representative Hicks:

- 2 (8%) bills were sole-authored
- 17 (71%) bills had co-authors only from her own party
- 5 (21%) bills had at least one member of another party

Representative Hicks co-signed 156 bills:

- 149 (96%) of those bills had a chief author from her own party
- 7 (4%) had a chief author from another party



Representative Josiah Hill (DFL)

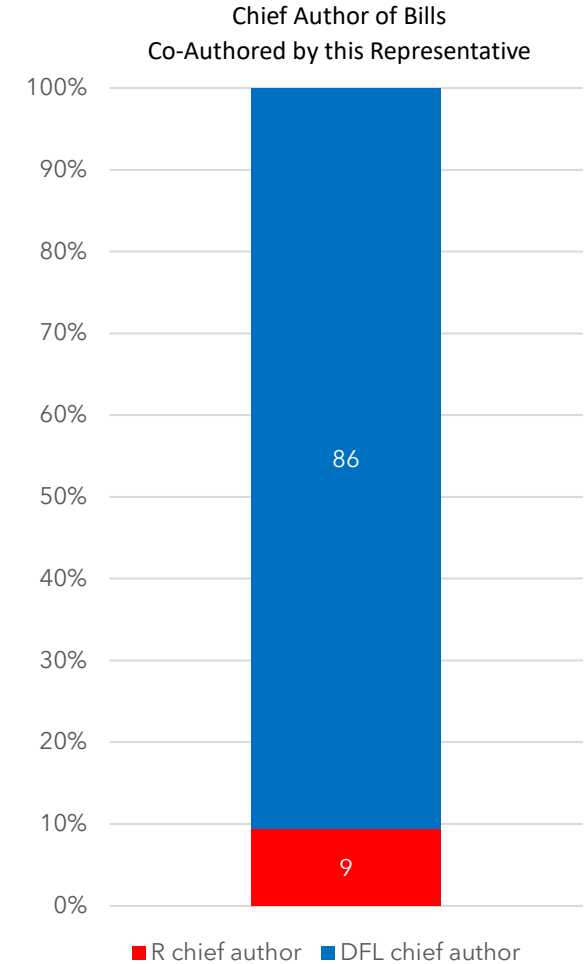
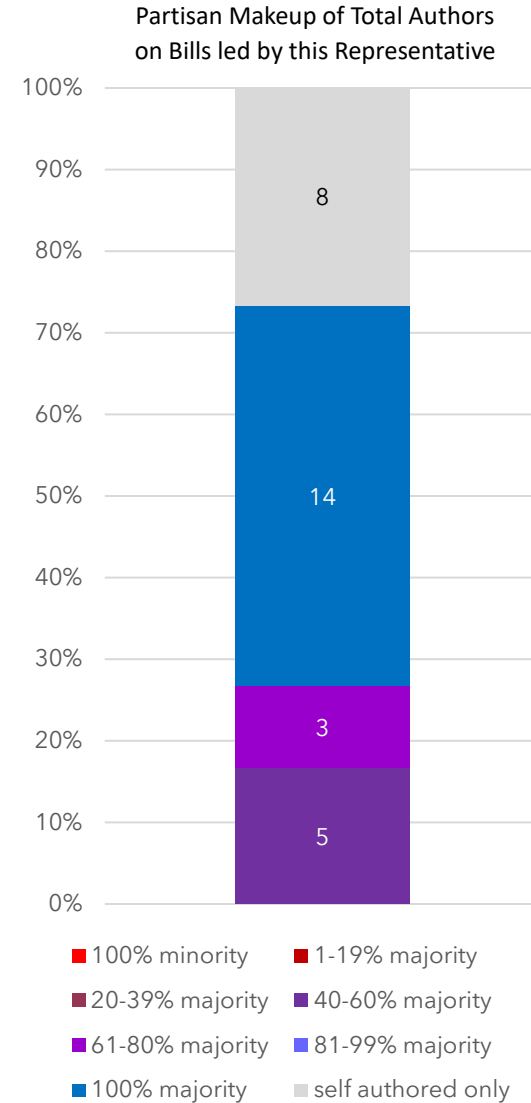
District 33B
1st Term

30 bills were introduced by Representative Hill:

- 8 (27%) bills were sole-authored
- 14 (46%) bills had co-authors only from his own party
- 8 (27%) bills had at least one member of another party

Representative Hill co-signed 95 bills:

- 86 (91%) of those bills had a chief author from his own party
- 9 (9%) had a chief author from another party



Representative Athena Hollins (DFL)

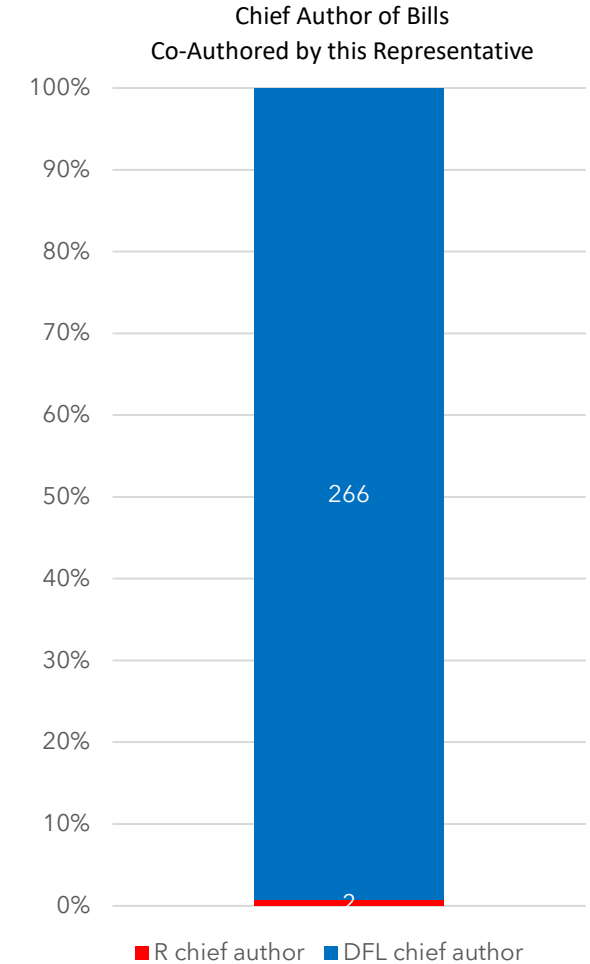
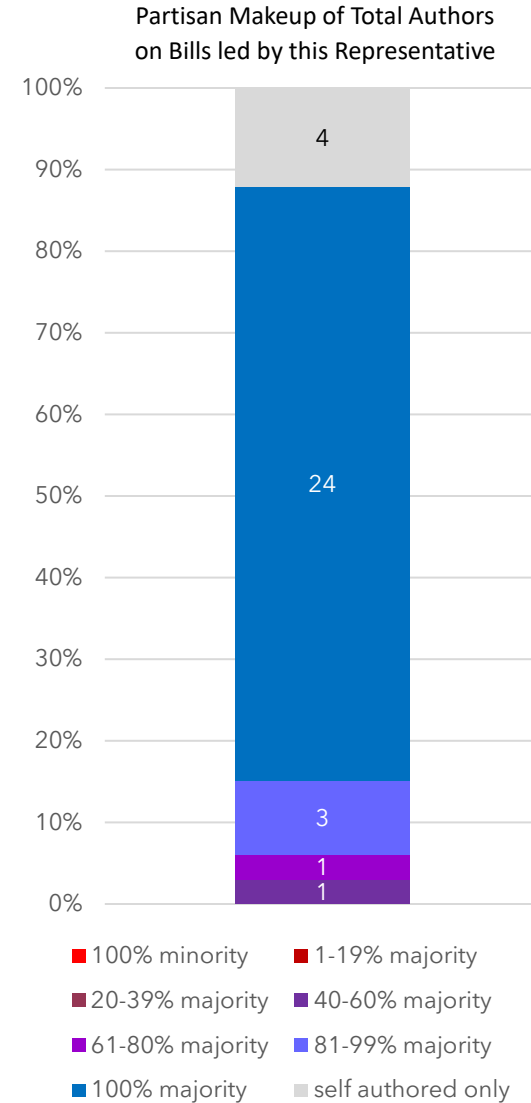
District 66B
2nd Term

33 bills were introduced by Representative Hollins:

- 4 (12%) bills were sole-authored
- 24 (73%) bills had co-authors only from her own party
- 5 (15%) bills had at least one member of another party

Representative Hollins co-signed 268 bills:

- 266 (99%) of those bills had a chief author from her own party
- 2 (1%) had a chief author from another party



Representative Frank Hornstein (DFL)

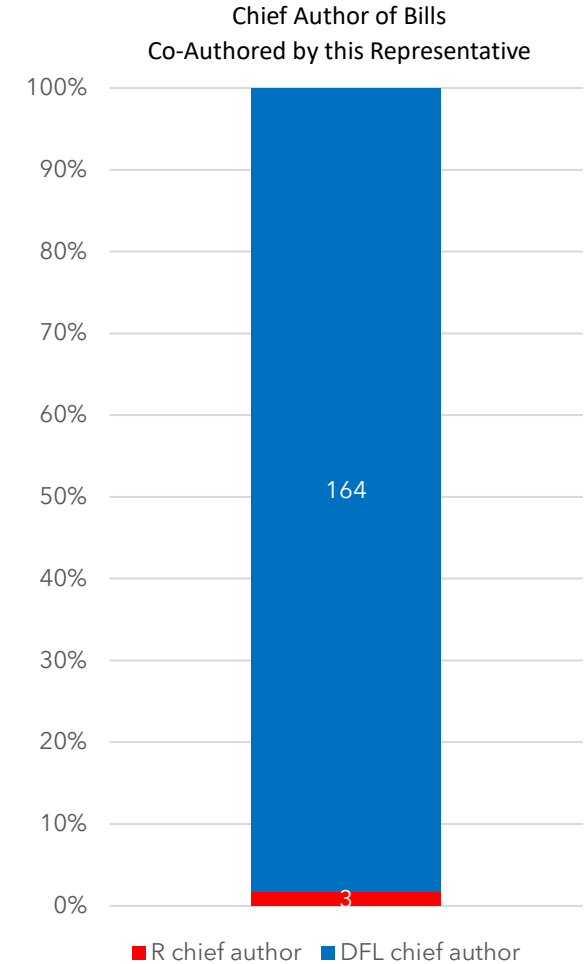
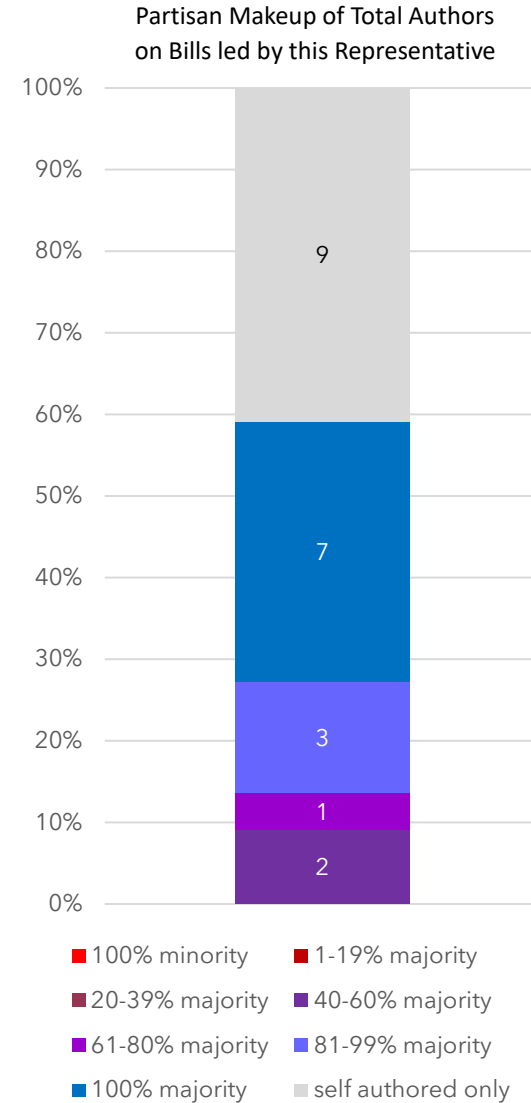
District 61A
11th Term

22 bills were introduced by Representative Hornstein:

- 9 (41%) bills were sole-authored
- 7 (32%) bills had co-authors only from his own party
- 6 (27%) bills had at least one member of another party

Representative Hornstein co-signed 167 bills:

- 164 (98%) of those bills had a chief author from his own party
- 3 (2%) had a chief author from another party



Representative Melissa Hortman (DFL)

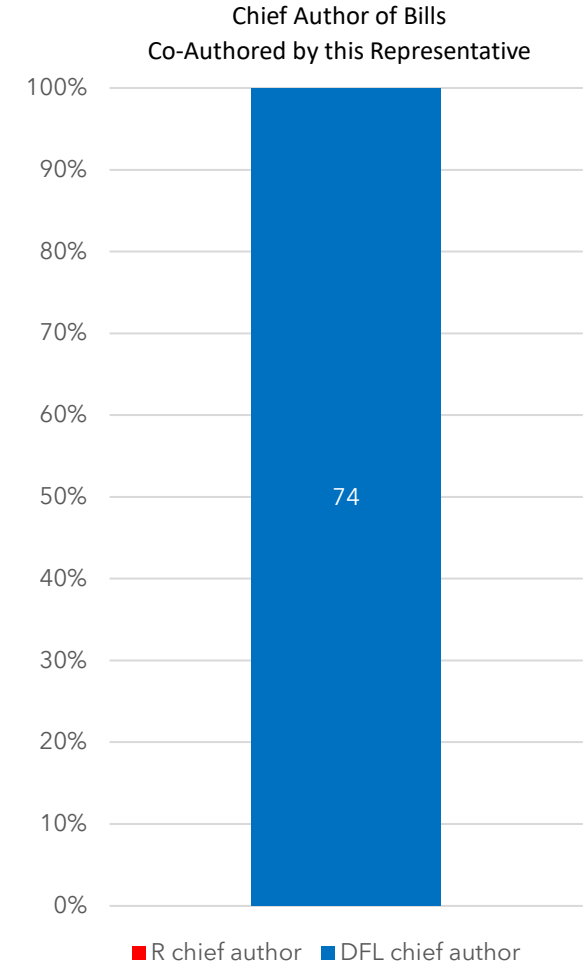
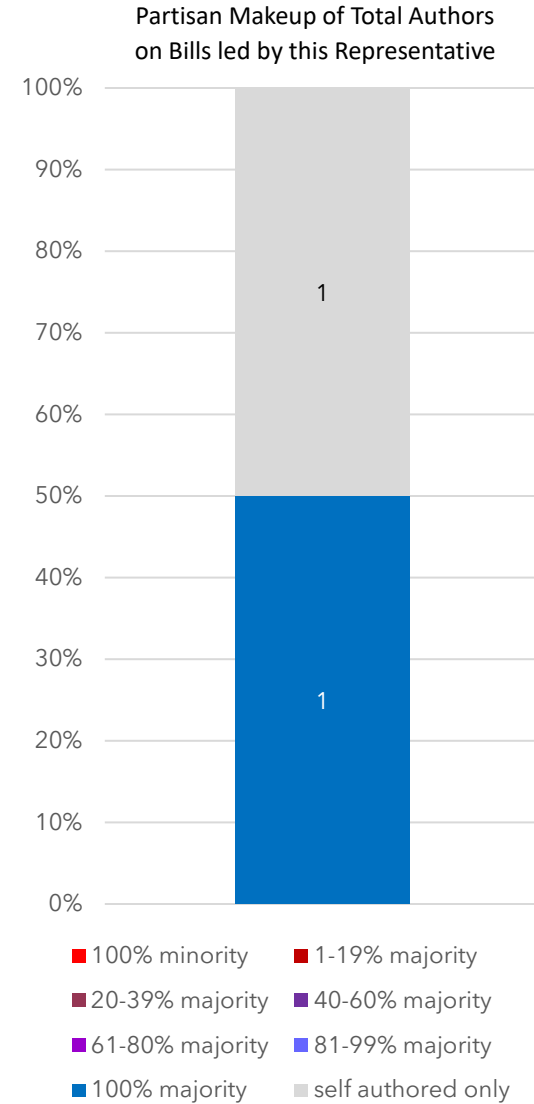
District 34B
10th Term

2 bills were introduced by Representative Hortman:

- 1 (50%) bills were sole-authored
- 1 (50%) bills had co-authors only from her own party
- 0 (0%) bills had at least one member of another party

Representative Hortman co-signed 74 bills:

- 74 (100%) of those bills had a chief author from her own party
- 0 (0%) had a chief author from another party



Representative Michael Howard (DFL)

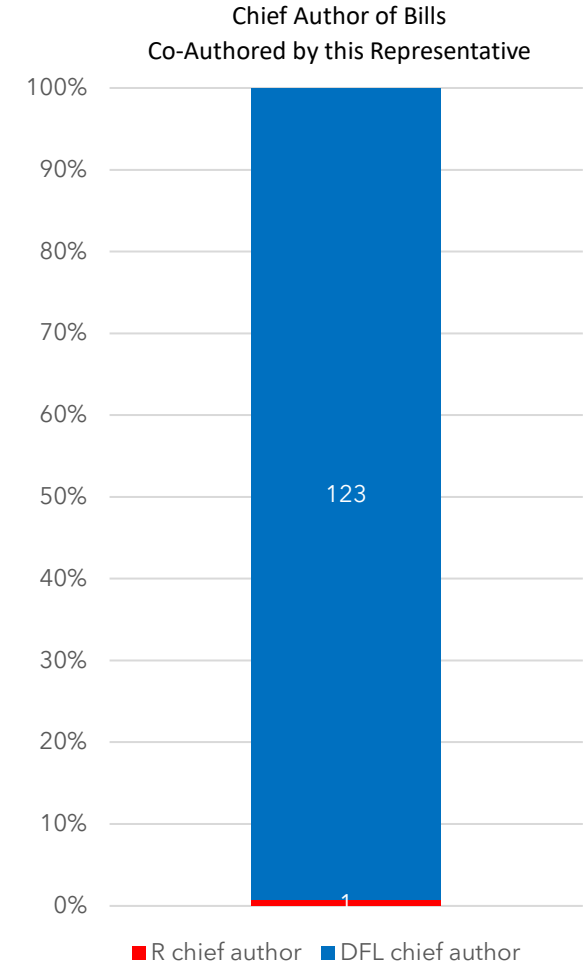
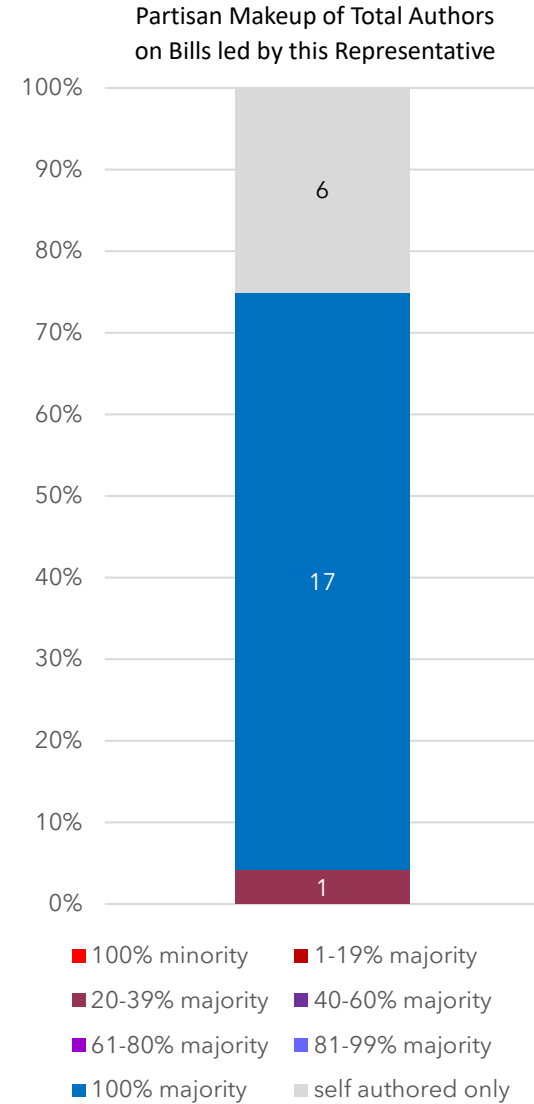
District 51A
3rd Term

24 bills were introduced by Representative Howard:

- 6 (25%) bills were sole-authored
- 17 (71%) bills had co-authors only from his own party
- 1 (4%) bills had at least one member of another party

Representative Howard co-signed 124 bills:

- 123 (99%) of those bills had a chief author from his own party
- 1 (1%) had a chief author from another party



Representative Shane Hudella (R)

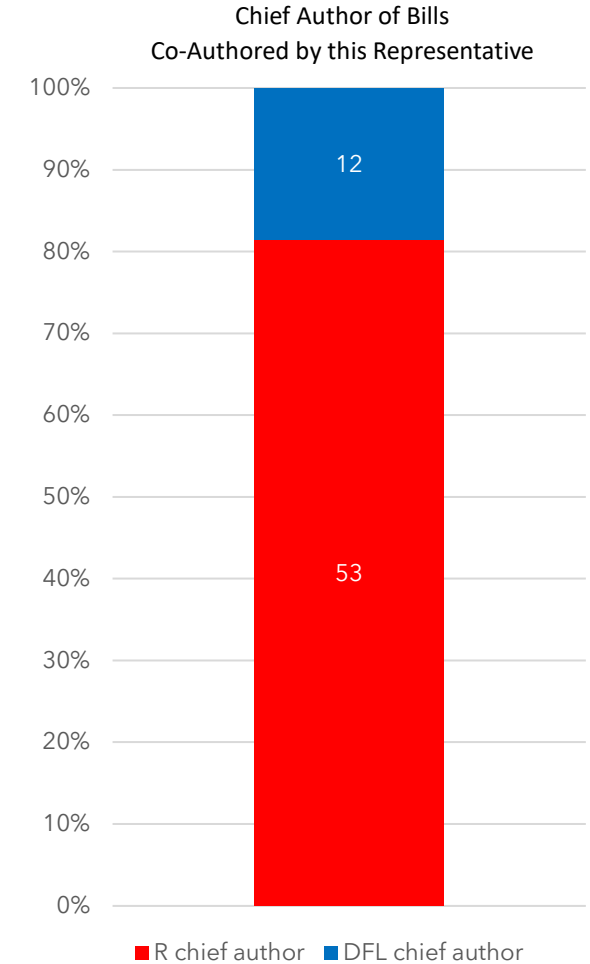
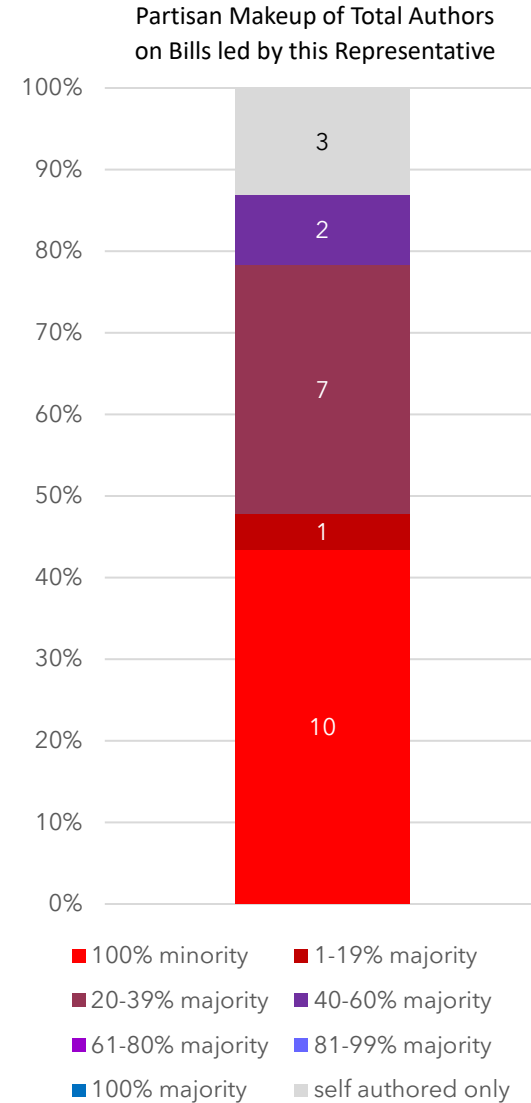
District 41B
1st Term

23 bills were introduced by Representative Hudella:

- 3 (14%) bills were sole-authored
- 10 (43%) bills had co-authors only from his own party
- 10 (43%) bills had at least one member of another party

Representative Hudella co-signed 65 bills:

- 53 (82%) of those bills had a chief author from his own party
- 12 (18%) had a chief author from another party



Representative Walter Hudson (R)

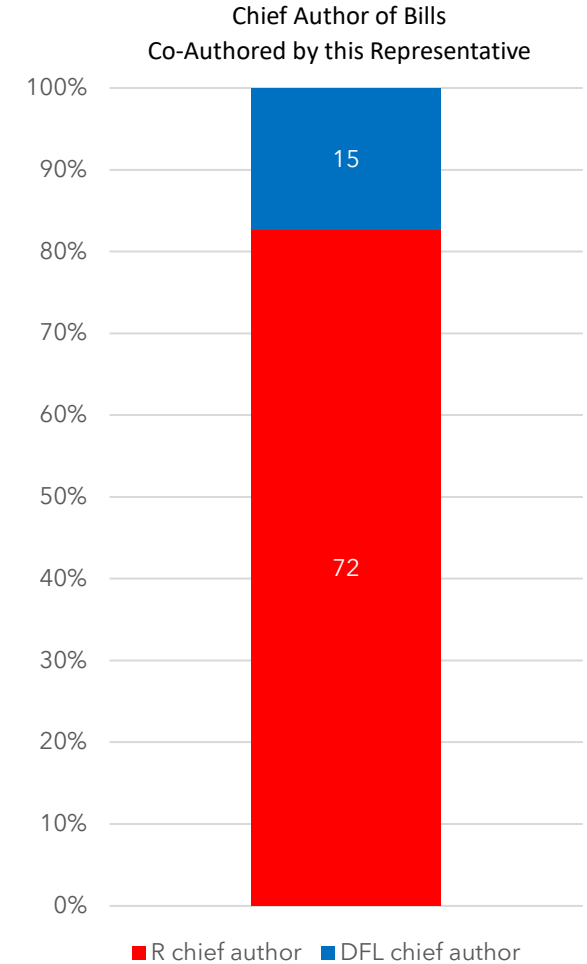
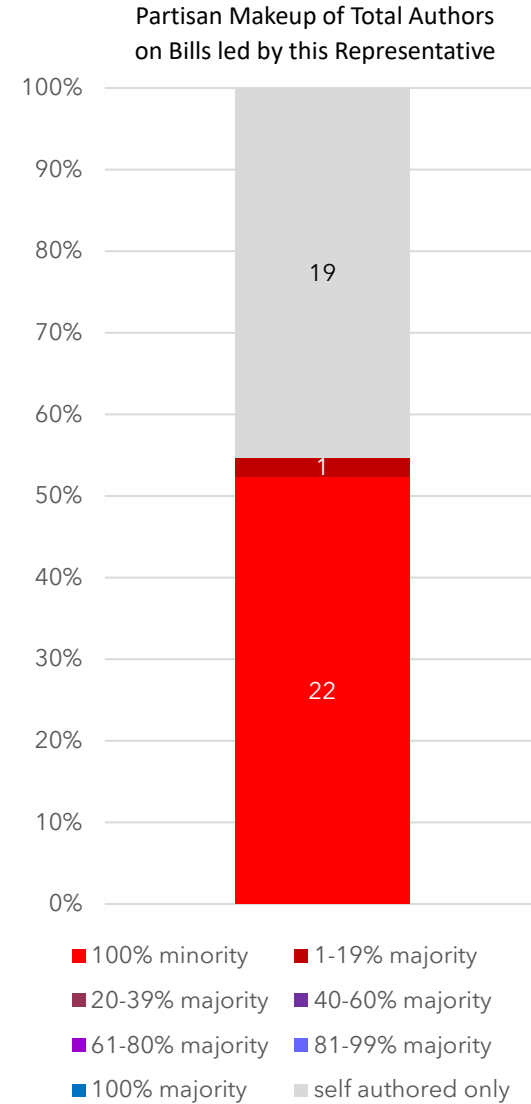
District 30A
1st Term

42 bills were introduced by Representative Hudson:

- 19 (45%) bills were sole-authored
- 22 (53%) bills had co-authors only from his own party
- 1 (2%) bills had at least one member of another party

Representative Hudson co-signed 87 bills:

- 72 (83%) of those bills had a chief author from his own party
- 15 (17%) had a chief author from another party



Representative John Huot (DFL)

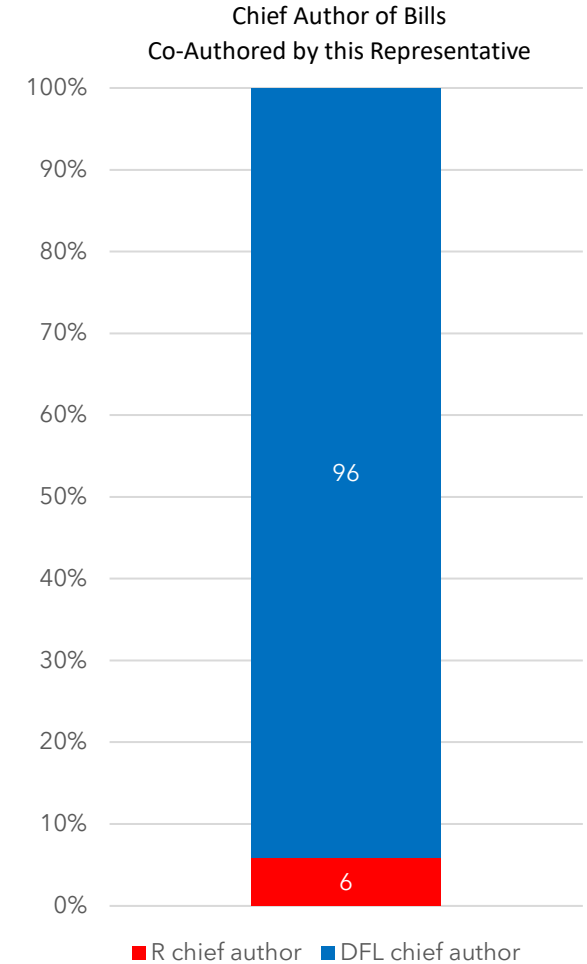
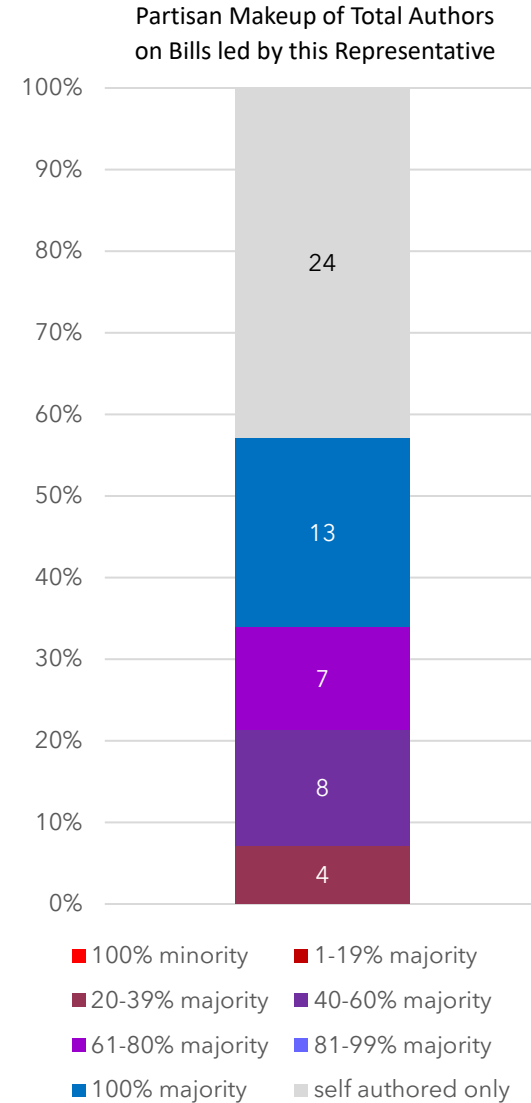
District 56B
3rd Term

56 bills were introduced by Representative Huot:

- 24 (43%) bills were sole-authored
- 13 (23%) bills had co-authors only from his own party
- 19 (34%) bills had at least one member of another party

Representative Huot co-signed 102 bills:

- 96 (94%) of those bills had a chief author from his own party
- 6 (6%) had a chief author from another party



Representative Samakab Hussein (DFL)

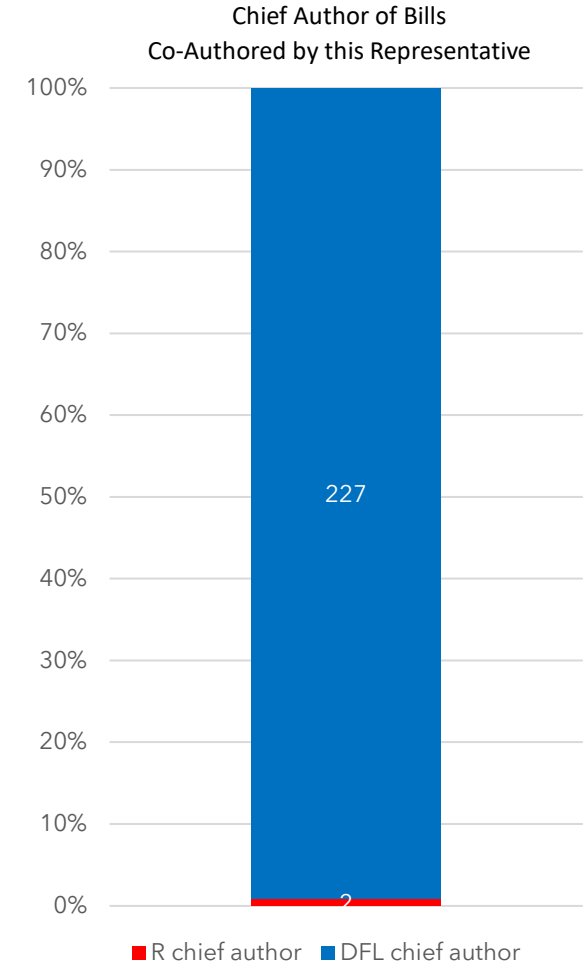
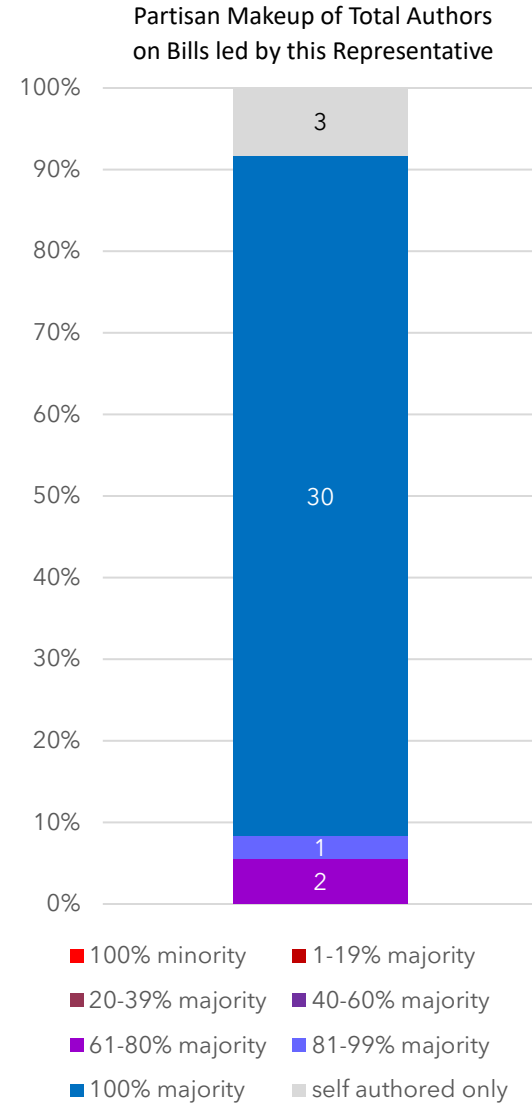
District 65A
1st Term

36 bills were introduced by Representative Hussein:

- 3 (8%) bills were sole-authored
- 30 (84%) bills had co-authors only from his own party
- 3 (8%) bills had at least one member of another party

Representative Hussein co-signed 229 bills:

- 227 (99%) of those bills had a chief author from his own party
- 2 (1%) had a chief author from another party



Representative Spencer Igo (R)

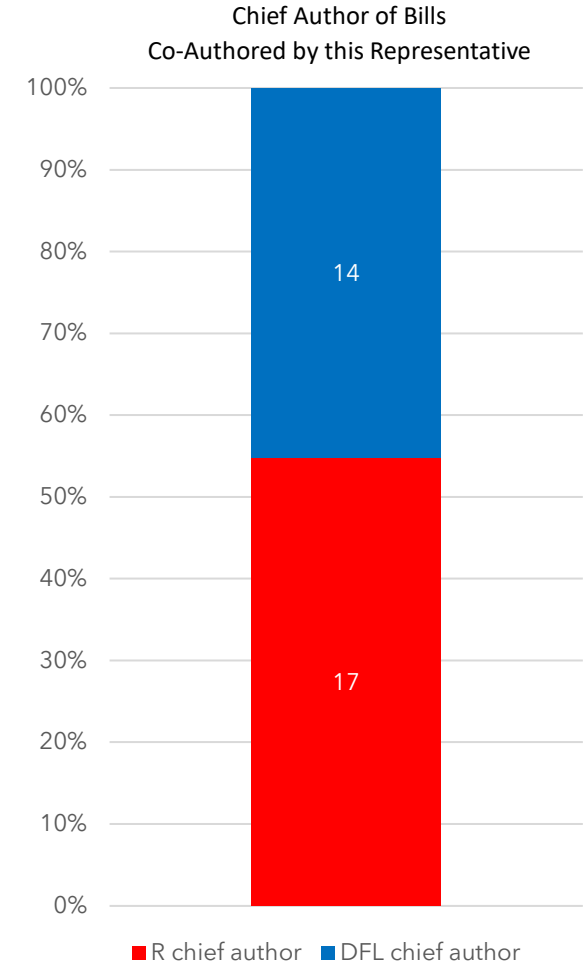
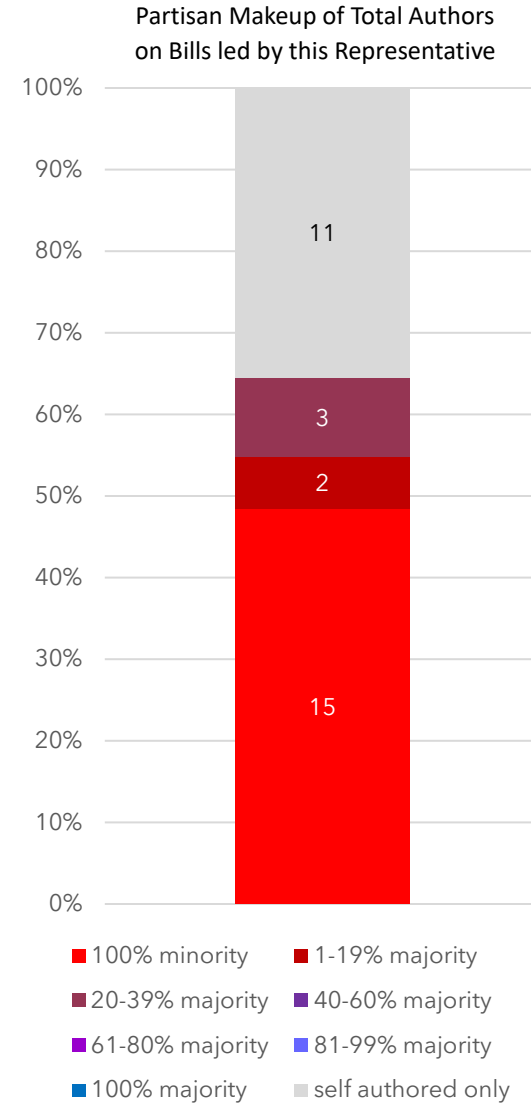
District 07A
2ndTerm

31 bills were introduced by Representative Igo:

- 11 (35%) bills were sole-authored
- 15 (49%) bills had co-authors only from his own party
- 5 (16%) bills had at least one member of another party

Representative Igo co-signed 31 bills:

- 17 (55%) of those bills had a chief author from his own party
- 14 (45%) had a chief author from another party



Representative Steven Jacob (R)

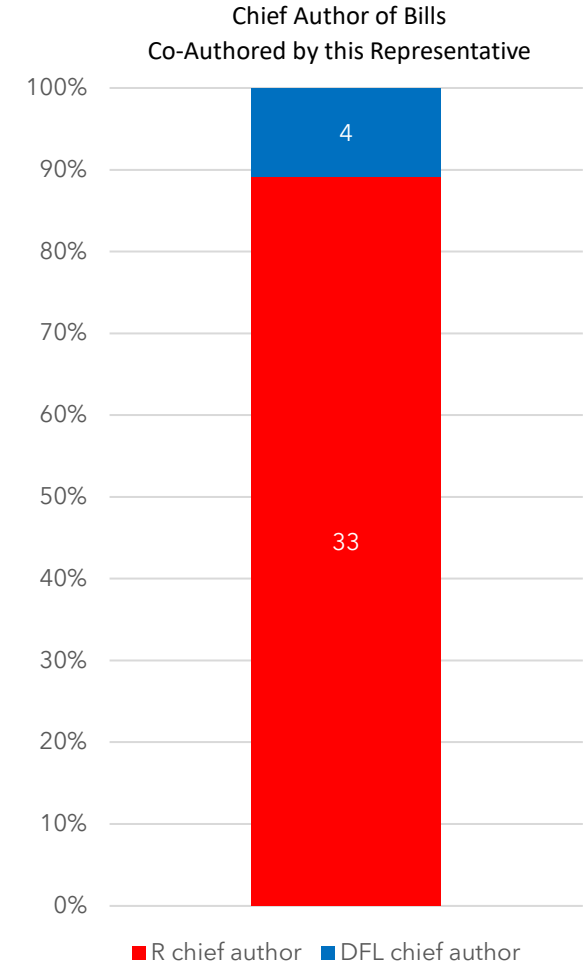
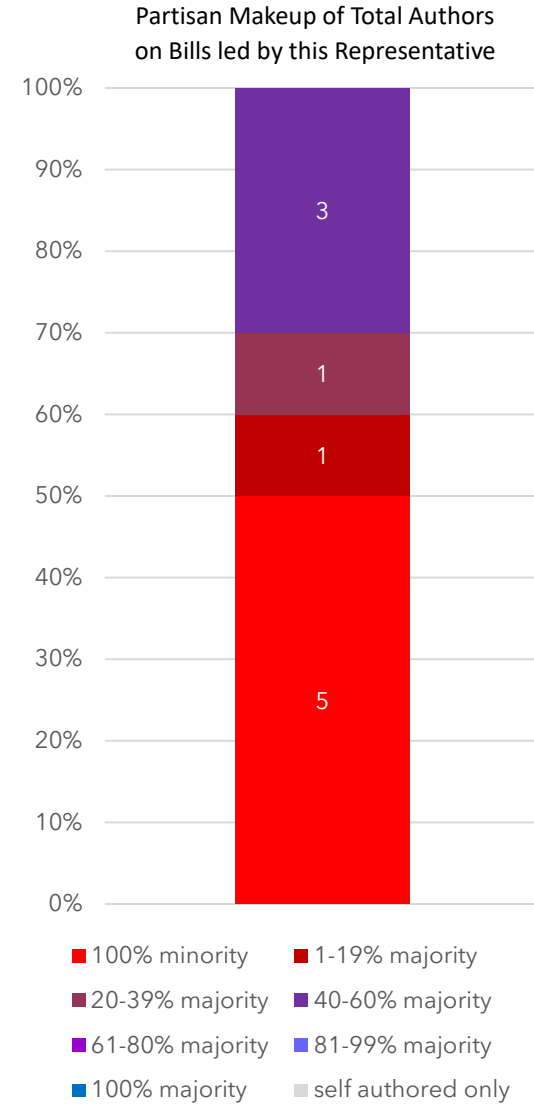
District 20B
1st Term

10 bills were introduced by Representative Jacob:

- 0 (0%) bills were sole-authored
- 5 (50%) bills had co-authors only from his own party
- 5 (50%) bills had at least one member of another party

Representative Jacob co-signed 37 bills:

- 33 (89%) of those bills had a chief author from his own party
- 4 (11%) had a chief author from another party



Representative Brian Johnson (R)

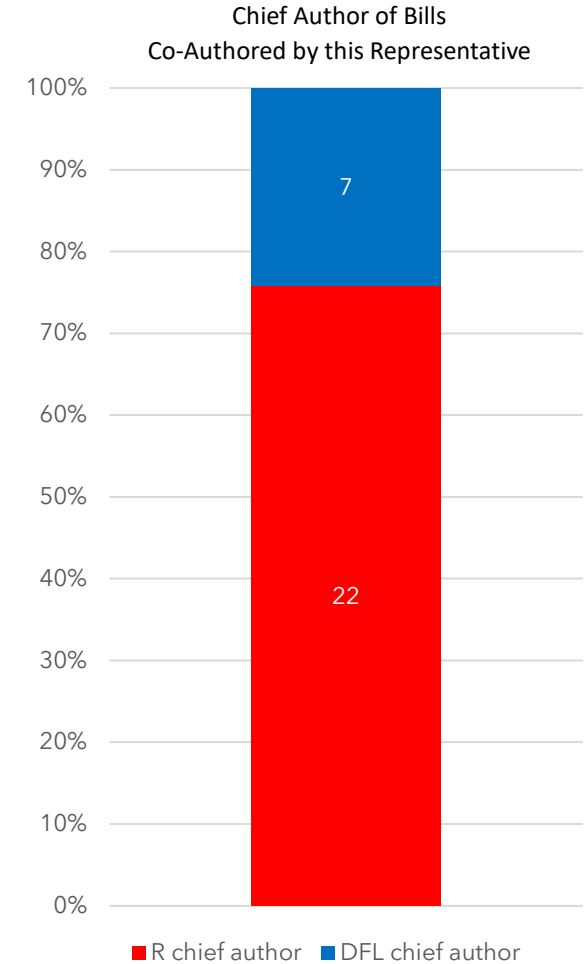
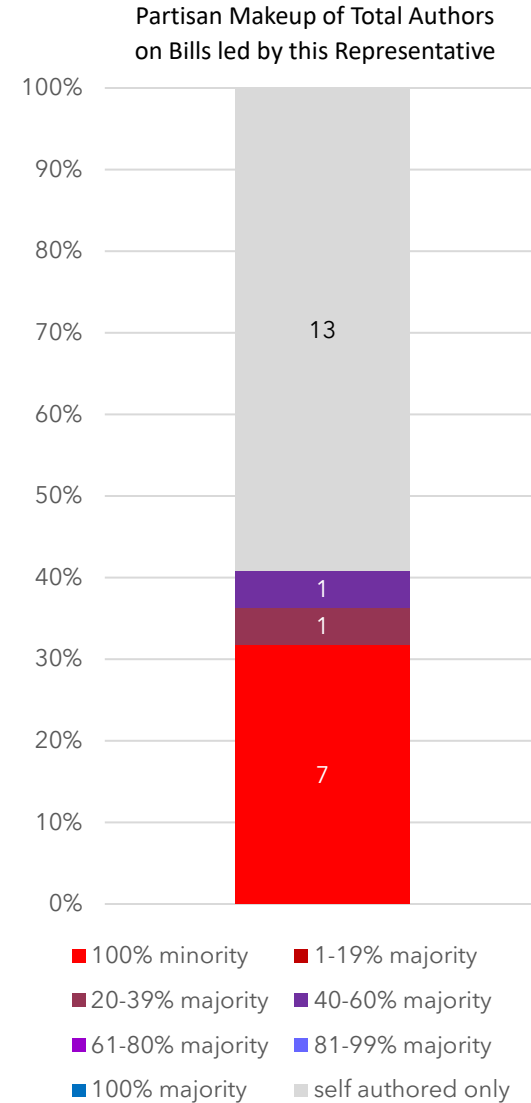
District 28A
6th Term

22 bills were introduced by Representative Johnson:

- 13 (59%) bills were sole-authored
- 7 (32%) bills had co-authors only from his own party
- 2 (9%) bills had at least one member of another party

Representative Johnson co-signed 29 bills:

- 22 (76%) of those bills had a chief author from his own party
- 7 (24%) had a chief author from another party



Representative Sydney Jordan (DFL)

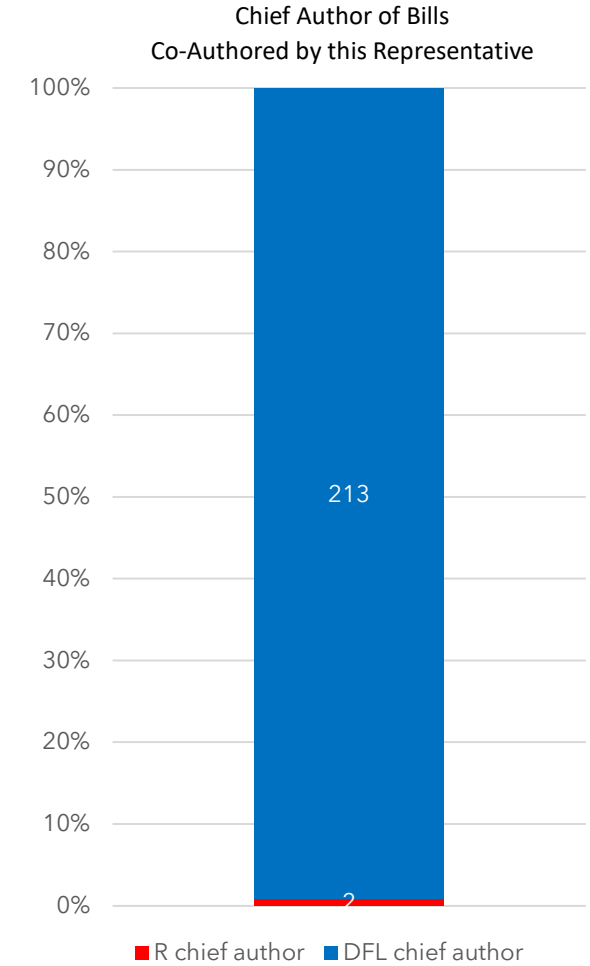
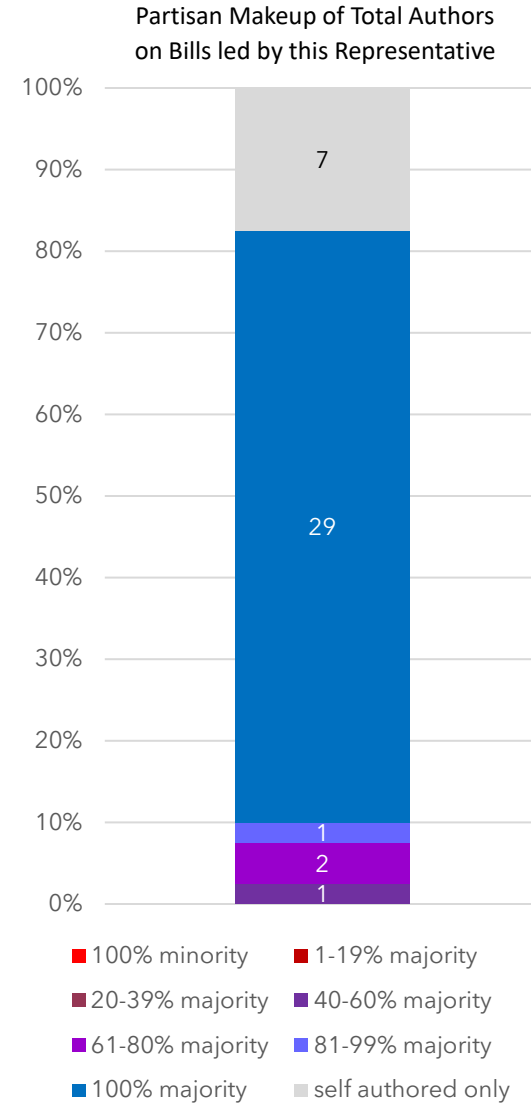
District 60A
3rd Term

40 bills were introduced by Representative Jordan:

- 7 (17%) bills were sole-authored
- 29 (73%) bills had co-authors only from her own party
- 4 (10%) bills had at least one member of another party

Representative Jordan co-signed 215 bills:

- 213 (99%) of those bills had a chief author from her own party
- 2 (1%) had a chief author from another party



Representative Jim Joy (R)

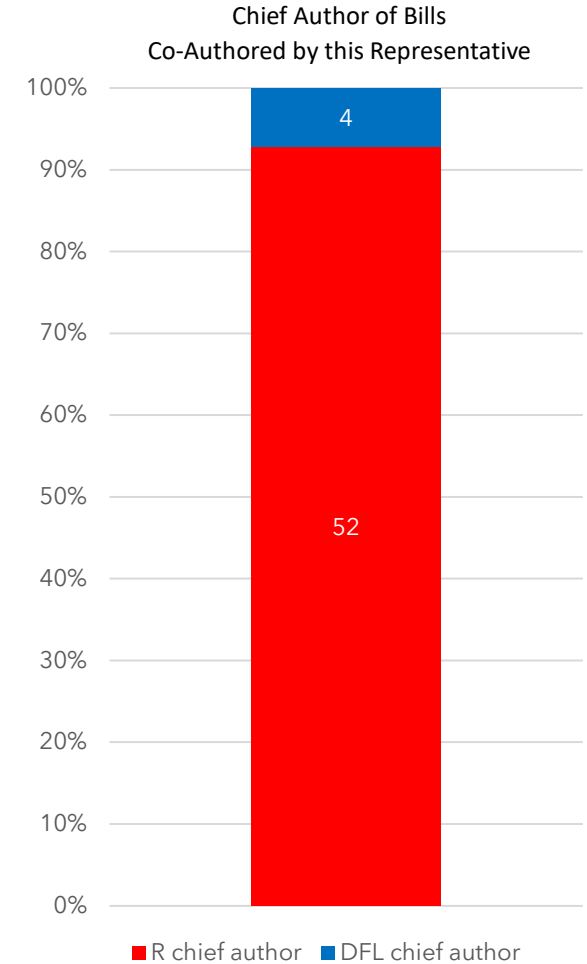
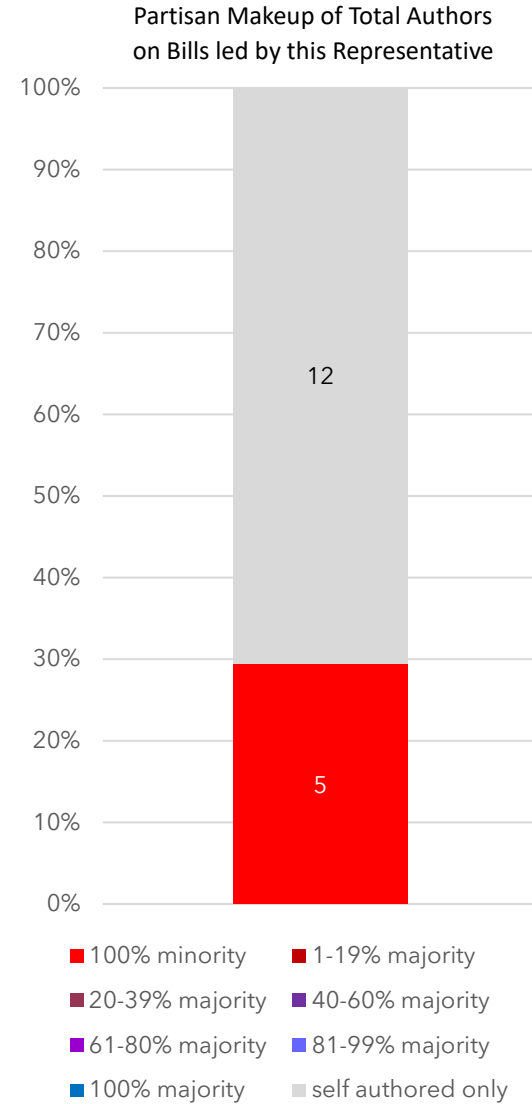
District 04B
1st Term

17 bills were introduced by Representative Joy:

- 12 (71%) bills were sole-authored
- 5 (29%) bills had co-authors only from his own party
- 0 (0%) bills had at least one member of another party

Representative Joy co-signed 56 bills:

- 52 (93%) of those bills had a chief author from his own party
- 4 (7%) had a chief author from another party



Representative Heather Keeler (DFL)

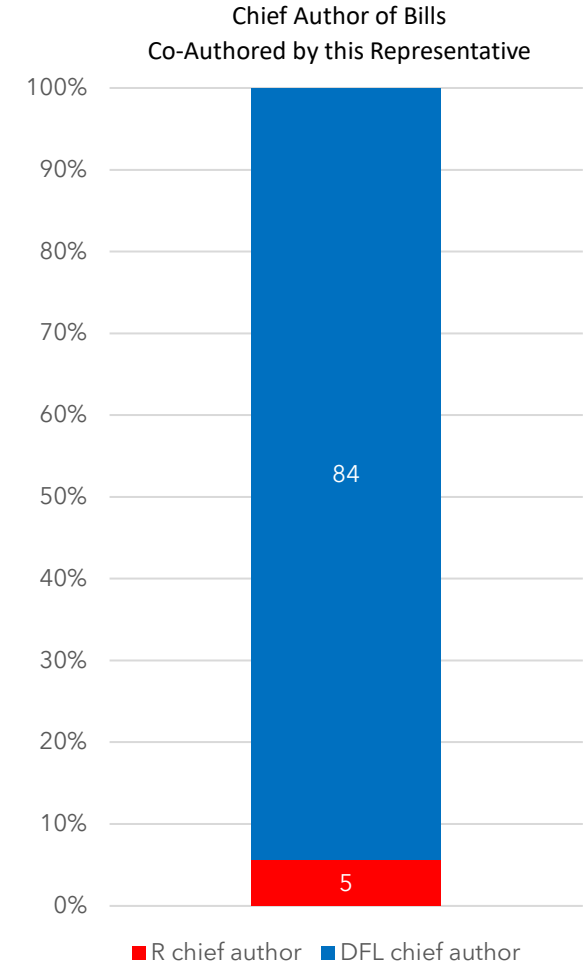
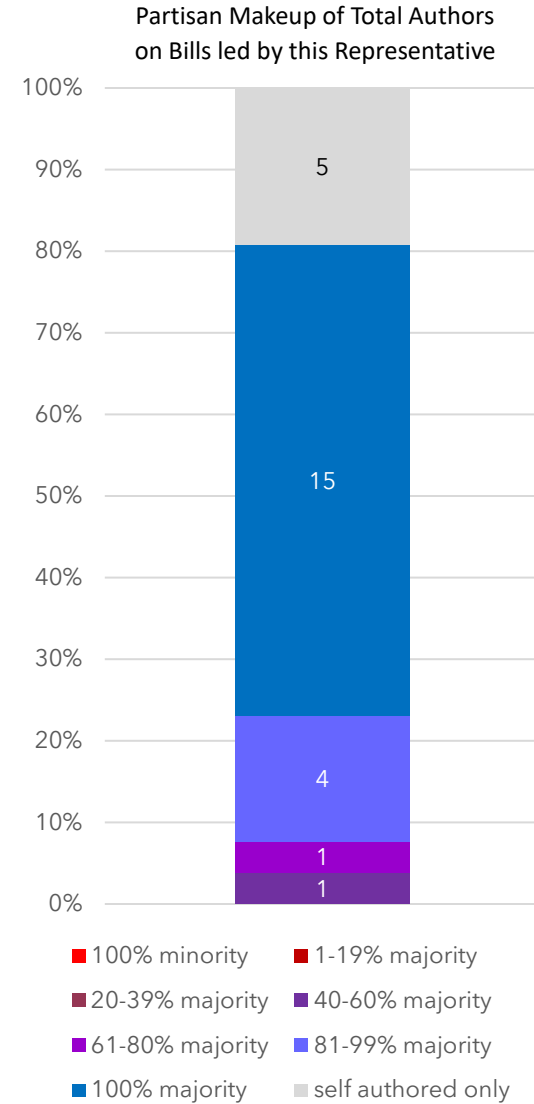
District 04A
2nd Term

26 bills were introduced by Representative Keeler:

- 5 (19%) bills were sole-authored
- 15 (58%) bills had co-authors only from her own party
- 6 (23%) bills had at least one member of another party

Representative Keeler co-signed 89 bills:

- 84 (94%) of those bills had a chief author from her own party
- 5 (6%) had a chief author from another party



Representative Debra Kiel (R)

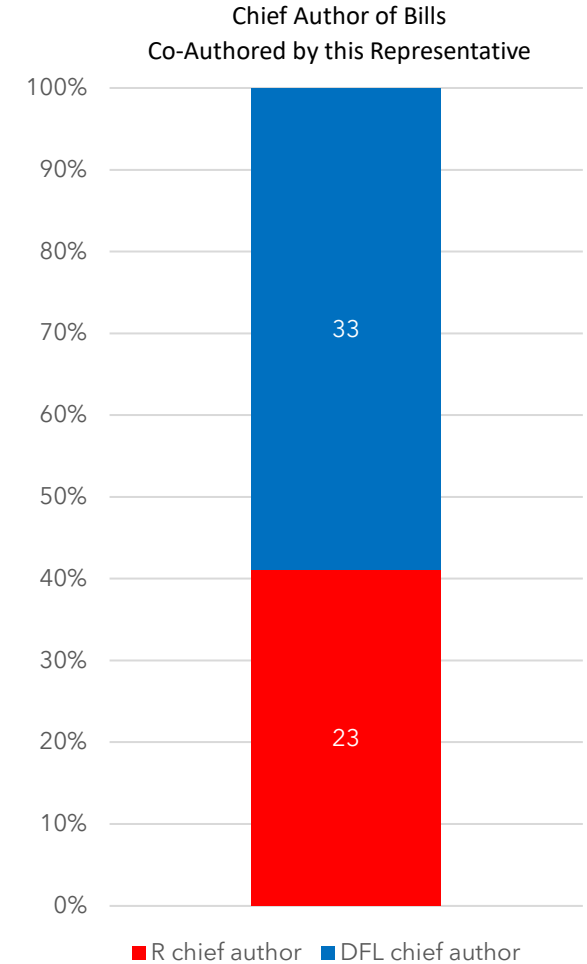
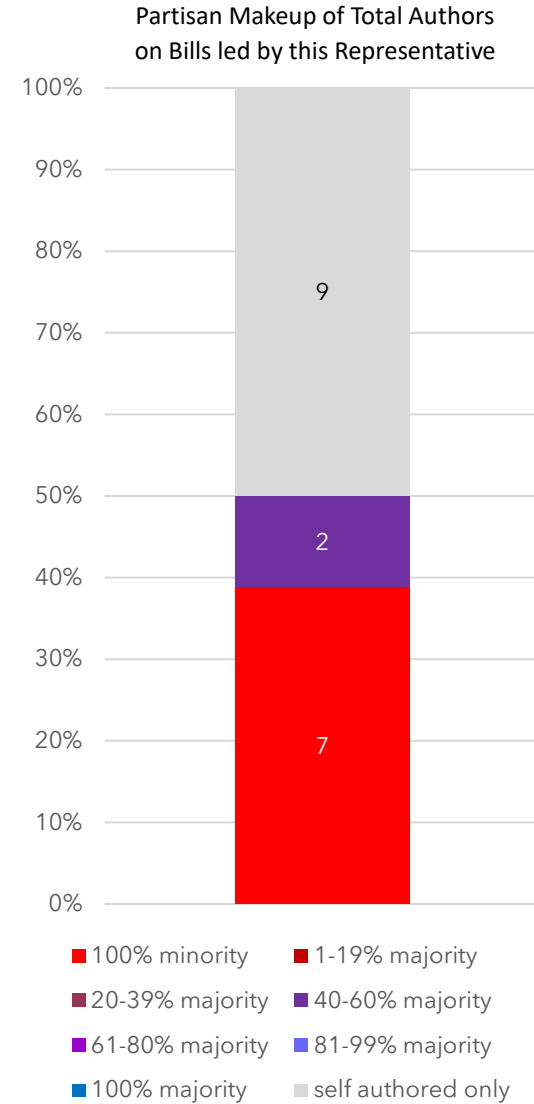
District 01B
7th Term

18 bills were introduced by Representative Kiel:

- 9 (50%) bills were sole-authored
- 7 (39%) bills had co-authors only from her own party
- 2 (11%) bills had at least one member of another party

Representative Kiel co-signed 56 bills:

- 23 (41%) of those bills had a chief author from her own party
- 33 (59%) had a chief author from another party



Representative Ginny Klevorn (DFL)

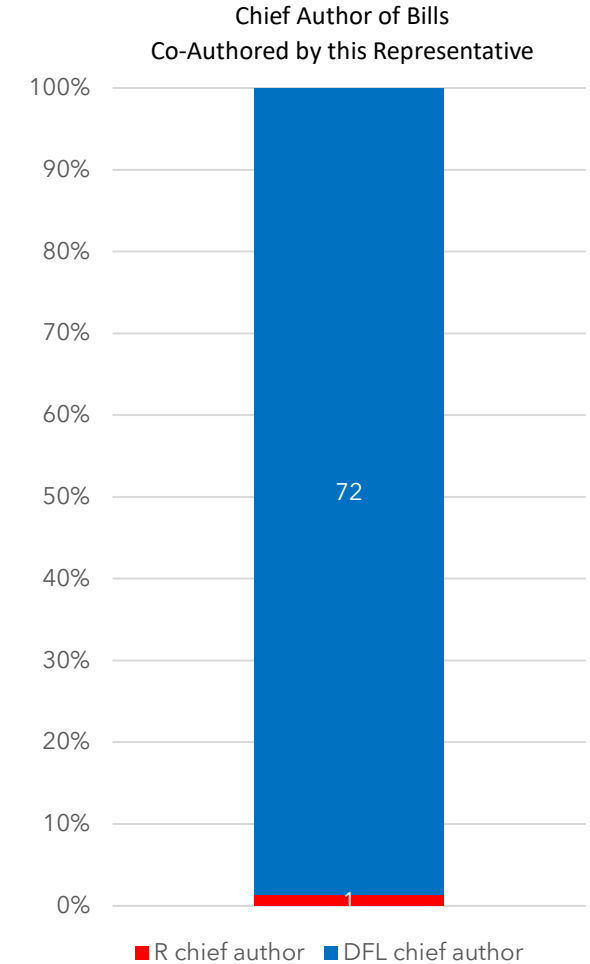
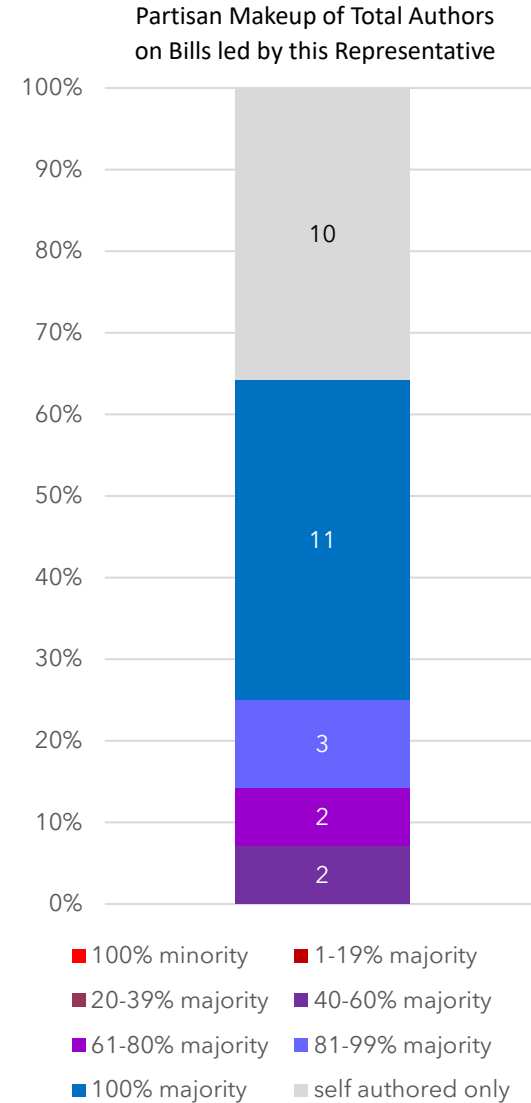
District 42B
3rd Term

28 bills were introduced by Representative Klevorn:

- 10 (36%) bills were sole-authored
- 11 (39%) bills had co-authors only from her own party
- 7 (25%) bills had at least one member of another party

Representative Klevorn co-signed 73 bills:

- 72 (99%) of those bills had a chief author from her own party
- 1 (1%) had a chief author from another party



Representative Krista Knudsen (R)

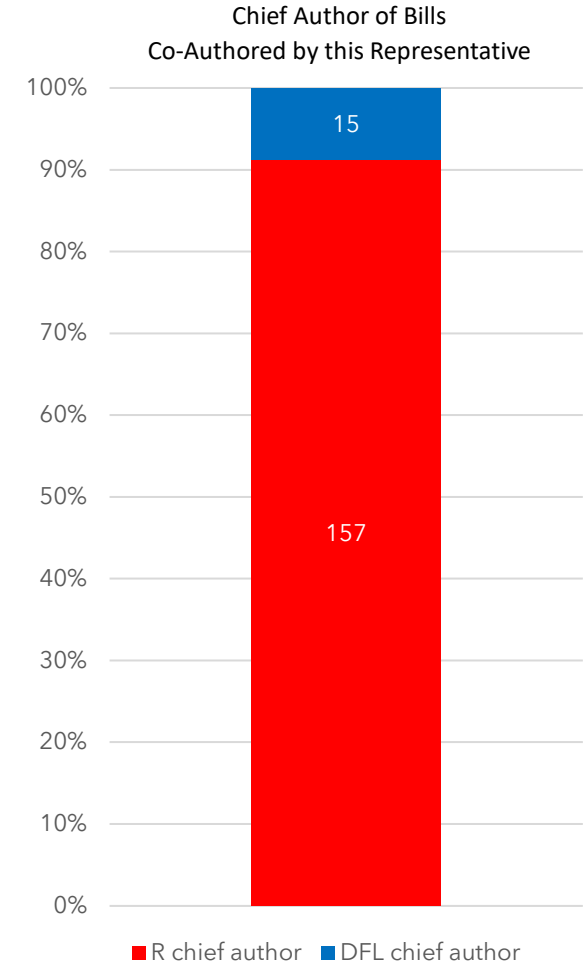
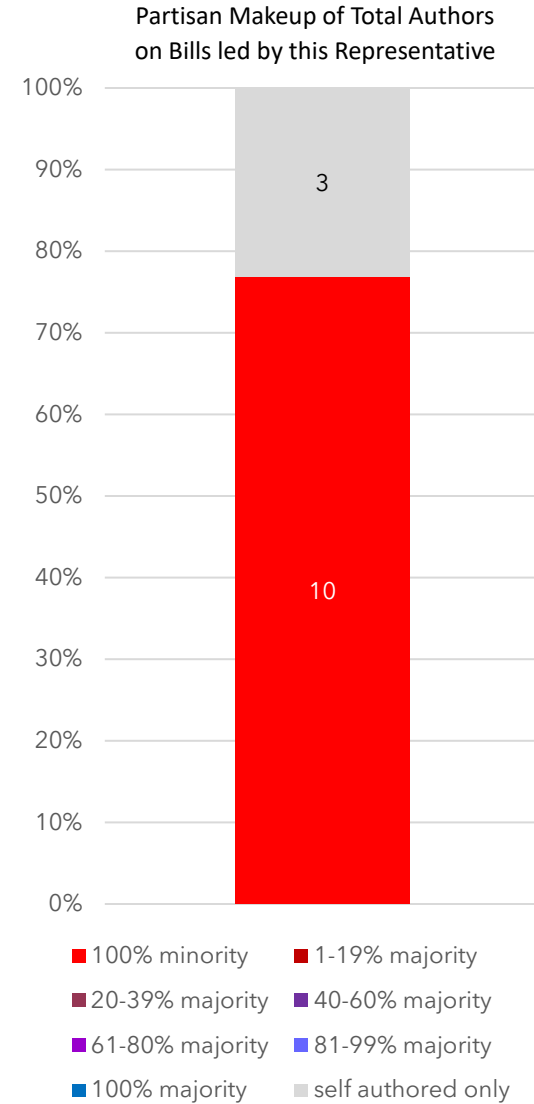
District 05A
1st Term

13 bills were introduced by Representative Knudsen:

- 3 (23%) bills were sole-authored
- 10 (77%) bills had co-authors only from her own party
- 0 (0%) bills had at least one member of another party

Representative Knudsen co-signed 172 bills:

- 157 (91%) of those bills had a chief author from her own party
- 15 (9%) had a chief author from another party



Representative Erin Koegel (DFL)

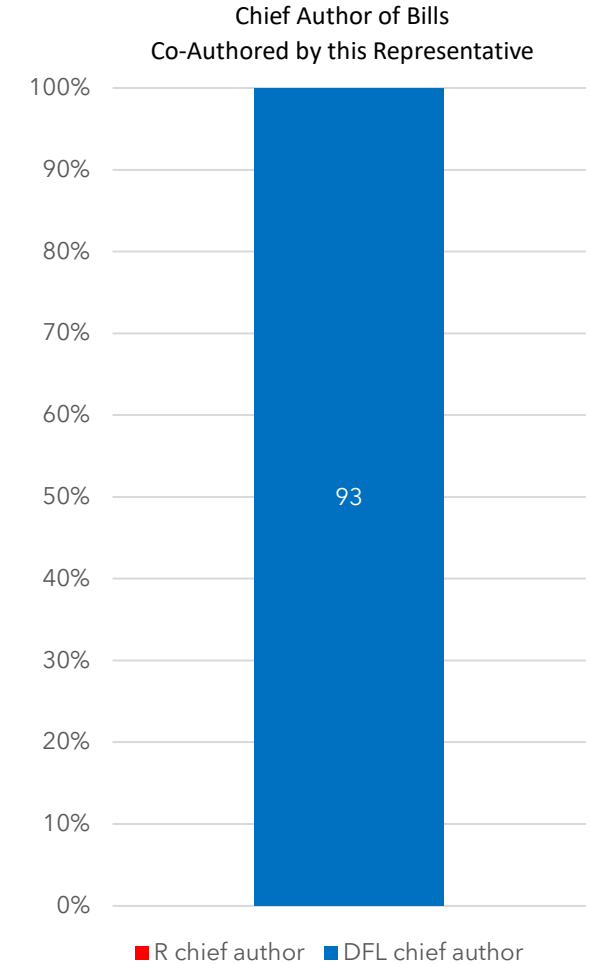
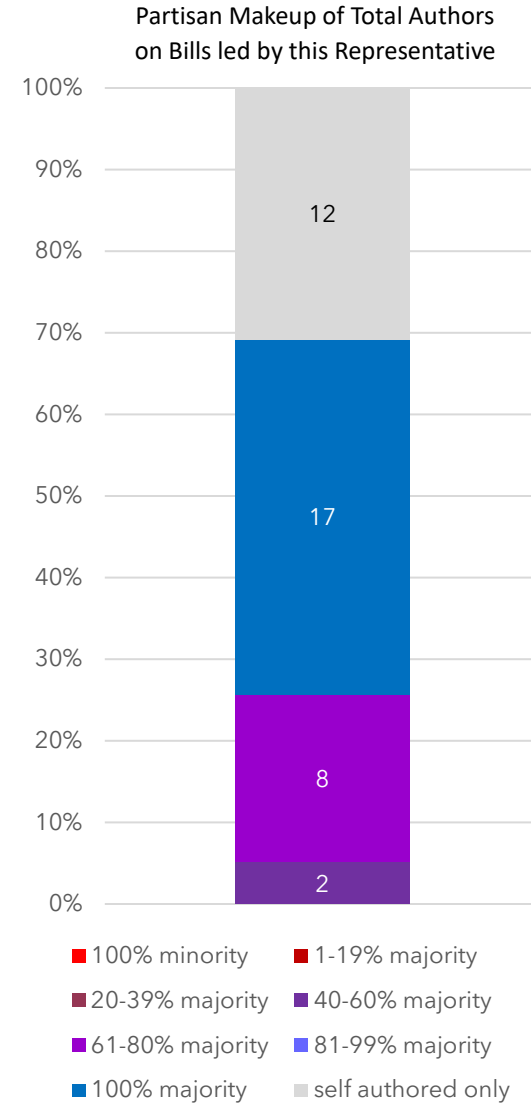
District 39A
4th Term

39 bills were introduced by Representative Koegel:

- 12 (31%) bills were sole-authored
- 17 (43%) bills had co-authors only from her own party
- 10 (26%) bills had at least one member of another party

Representative Koegel co-signed 93 bills:

- 93 (100%) of those bills had a chief author from her own party
- 0 (0%) had a chief author from another party



Representative Carlie Kotyza-Witthuhn (DFL)

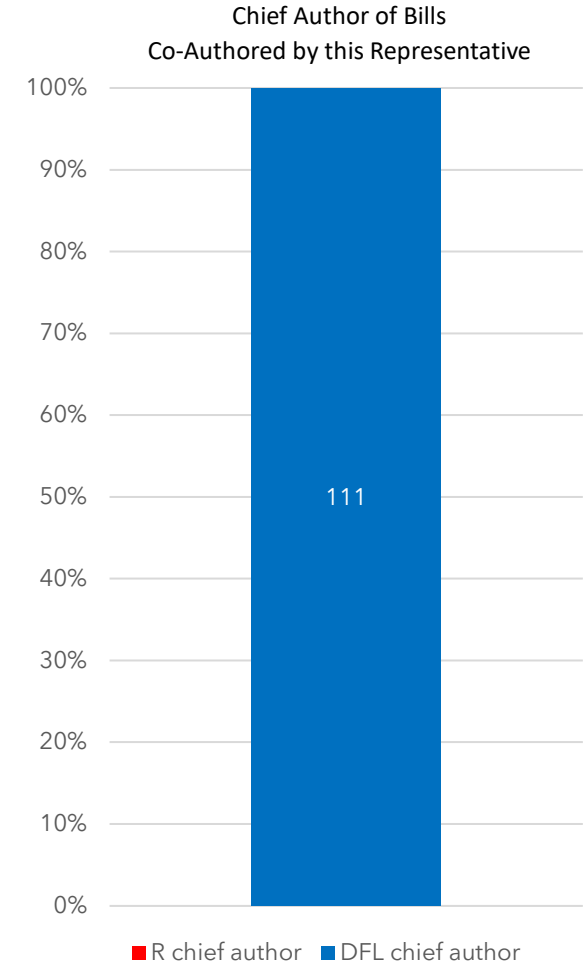
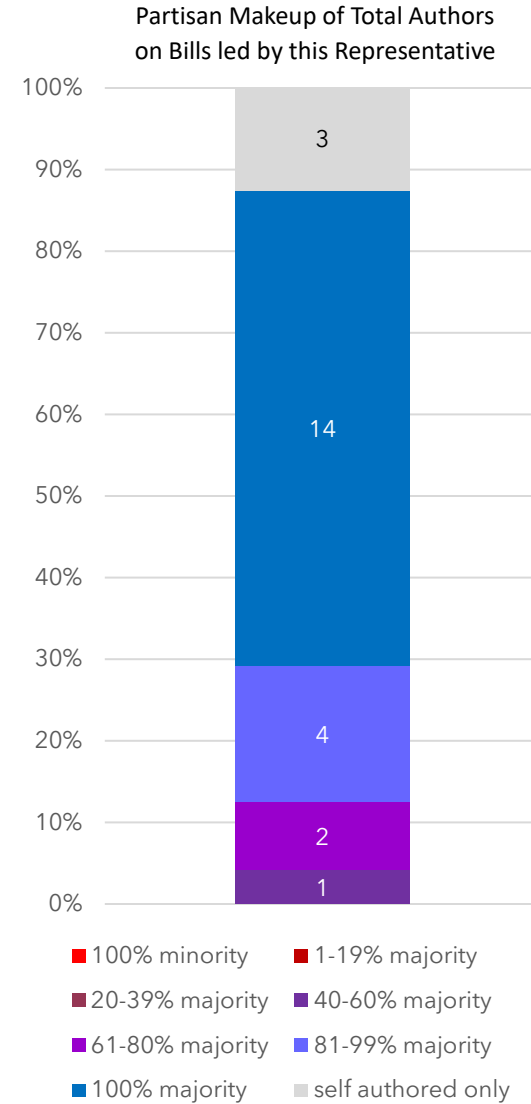
District 49B
3rdTerm

24 bills were introduced by Representative Kotyza-Witthuhn:

- 3 (13%) bills were sole-authored
- 14 (58%) bills had co-authors only from her own party
- 7 (29%) bills had at least one member of another party

Representative Kotyza-Witthuhn co-signed 111 bills:

- 111 (100%) of those bills had a chief author from her own party
- 0 (0%) had a chief author from another party



Representative Alicia Kozlowski (DFL)

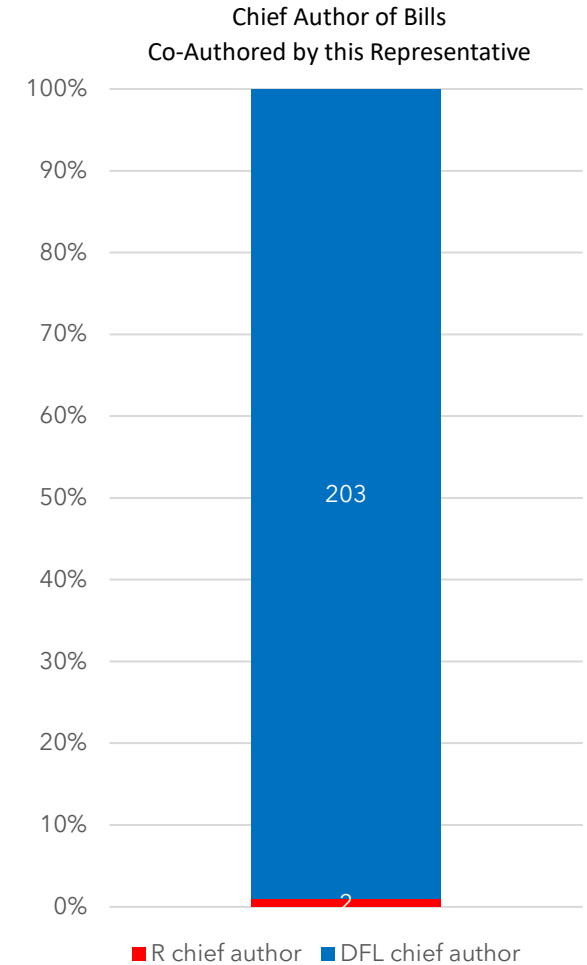
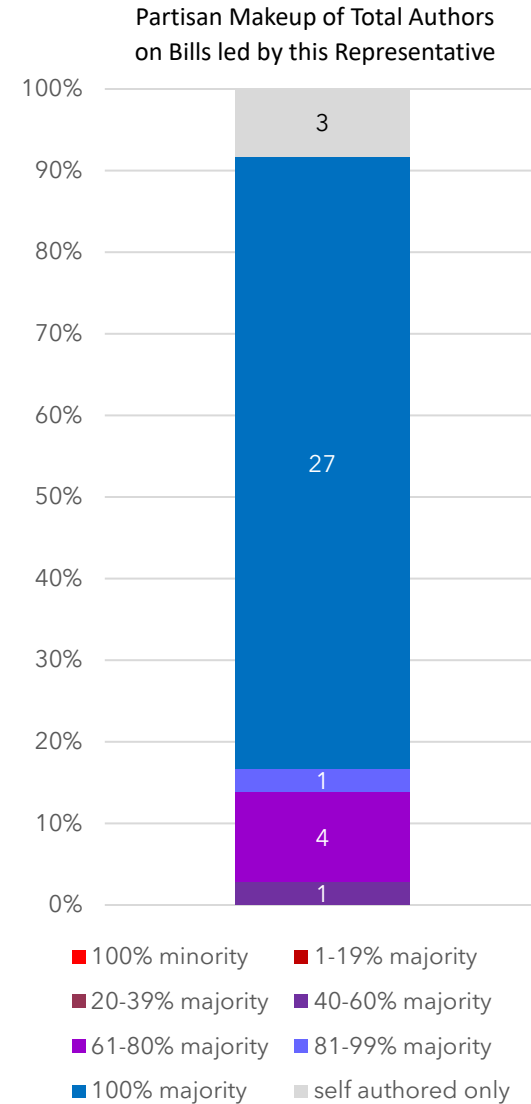
District 08B
1st Term

36 bills were introduced by Representative Kozlowski:

- 3 (8%) bills were sole-authored
- 27 (76%) bills had co-authors only from their own party
- 6 (16%) bills had at least one member of another party

Representative Kozlowski co-signed 205 bills:

- 203 (99%) of those bills had a chief author from their own party
- 2 (1%) had a chief author from another party



Representative Jon Koznick (R)

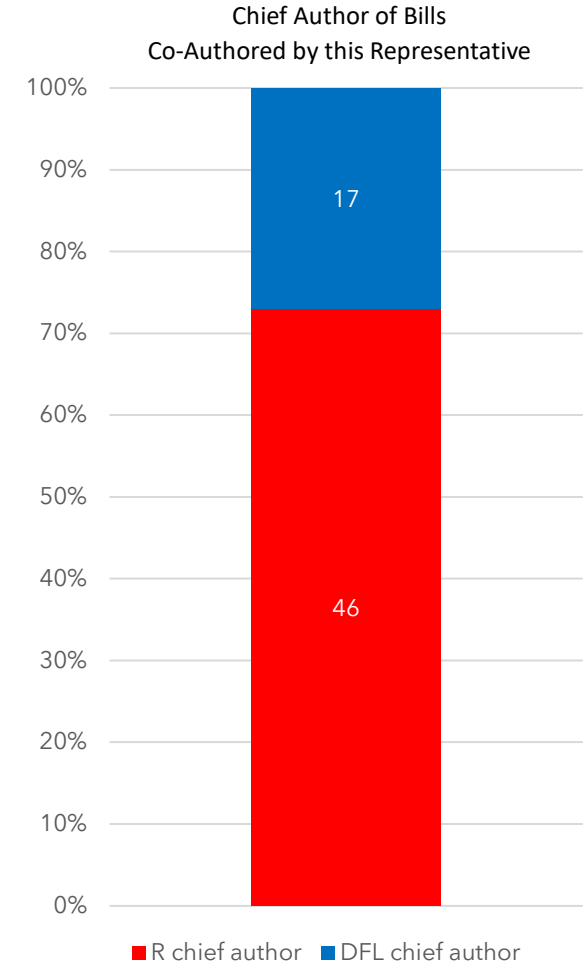
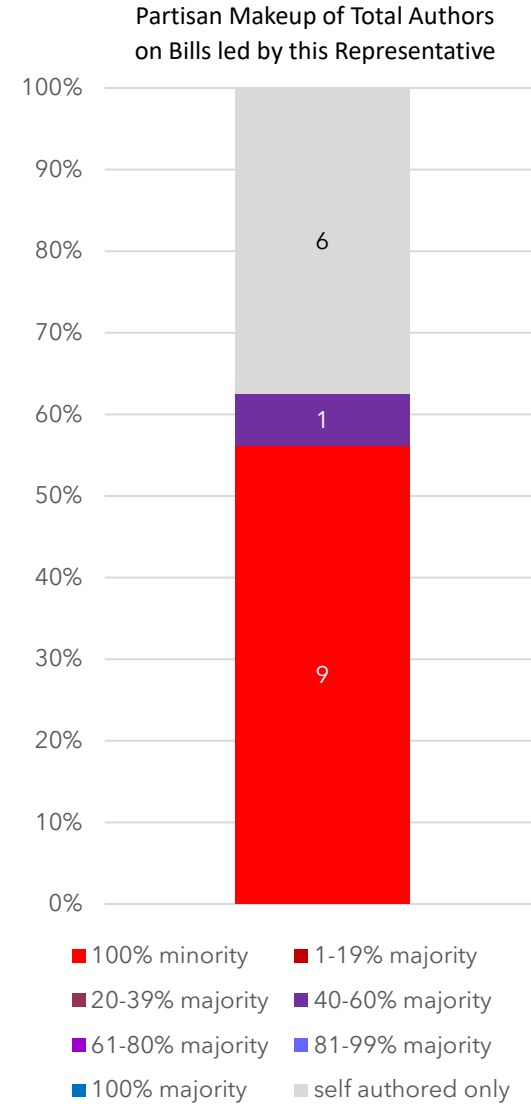
District 57A
5th Term

16 bills were introduced by Representative Koznick:

- 6 (38%) bills were sole-authored
- 9 (56%) bills had co-authors only from his own party
- 1 (6%) bills had at least one member of another party

Representative Koznick co-signed 63 bills:

- 46 (73%) of those bills had a chief author from his own party
- 17 (27%) had a chief author from another party



Representative Larry Kraft (DFL)

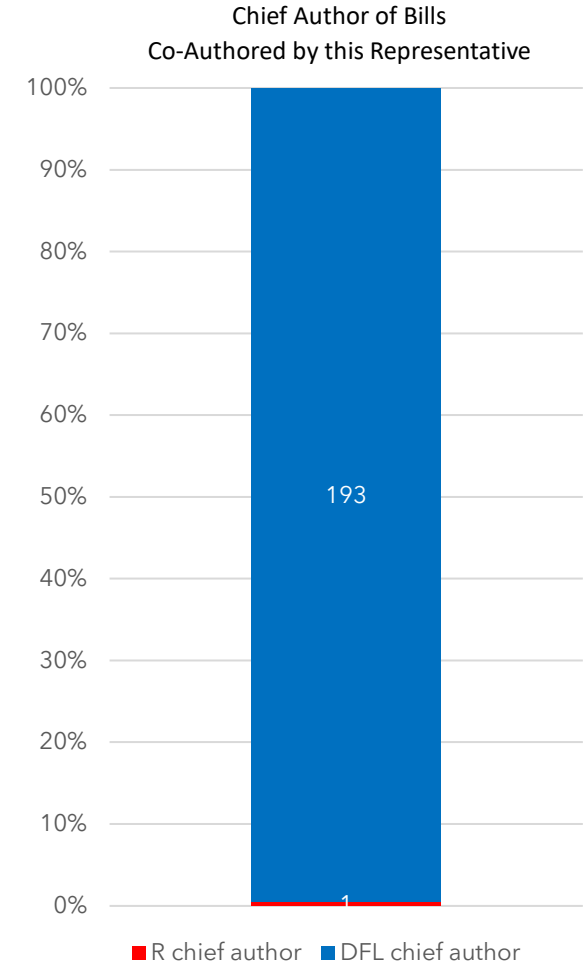
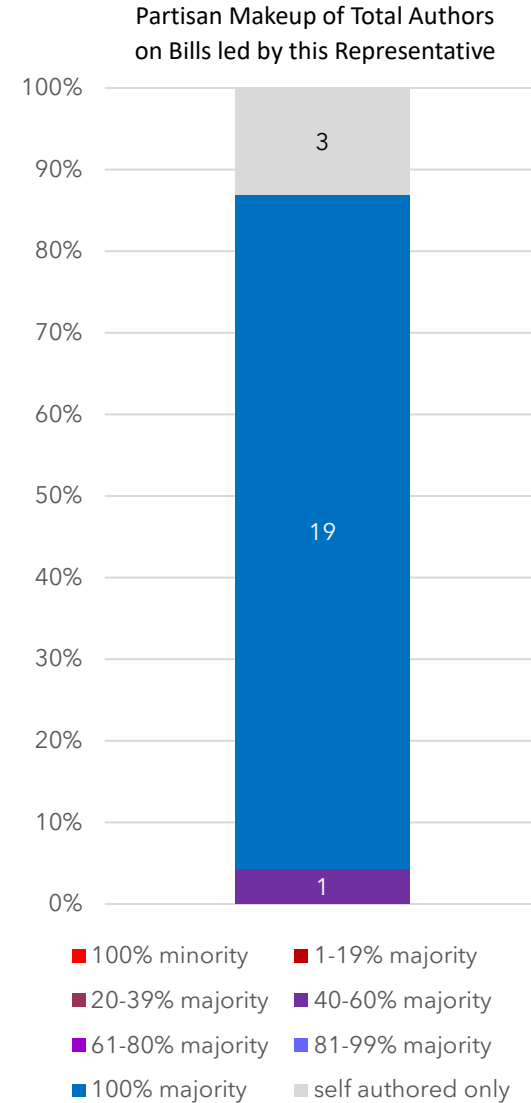
District 46A
1st Term

23 bills were introduced by Representative Kraft:

- 3 (13%) bills were sole-authored
- 19 (83%) bills had co-authors only from his own party
- 1 (4%) bills had at least one member of another party

Representative Kraft co-signed 194 bills:

- 193 (99%) of those bills had a chief author from his own party
- 1 (1%) had a chief author from another party



Representative Ron Kresha (R)

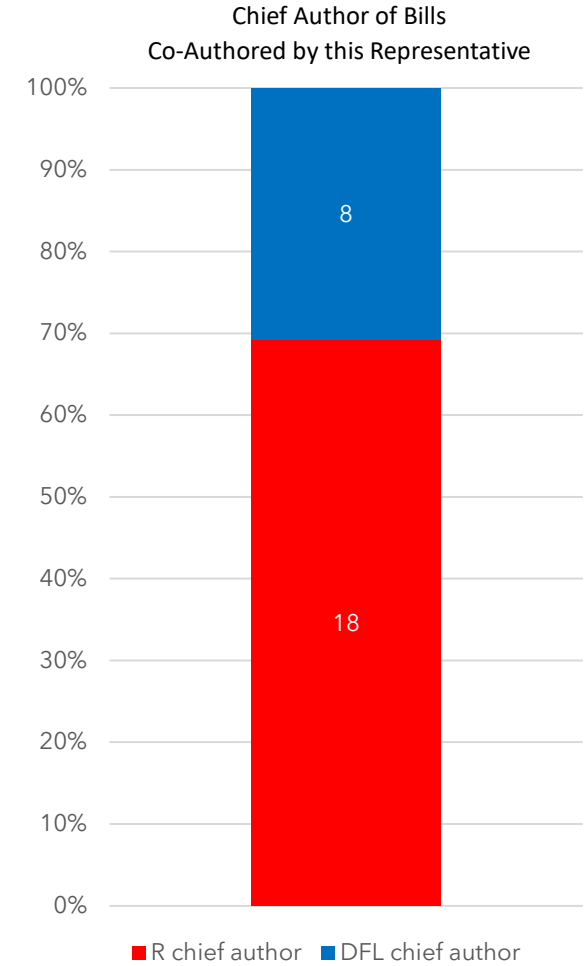
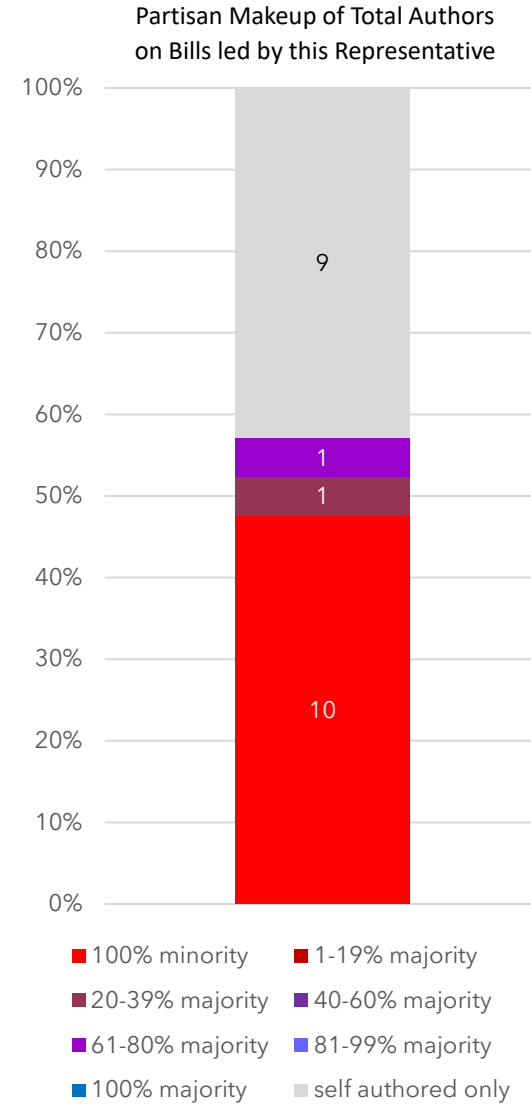
District 10A
6th Term

21 bills were introduced by Representative Kresha:

- 9 (43%) bills were sole-authored
- 10 (48%) bills had co-authors only from his own party
- 2 (9%) bills had at least one member of another party

Representative Kresha co-signed 26 bills:

- 18 (69%) of those bills had a chief author from his own party
- 8 (31%) had a chief author from another party



Representative Fue Lee (DFL)

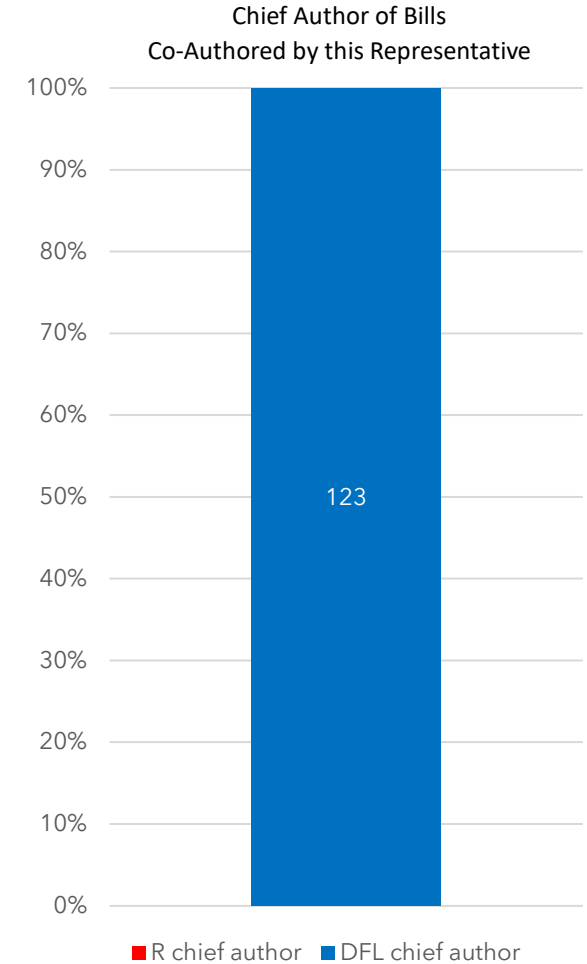
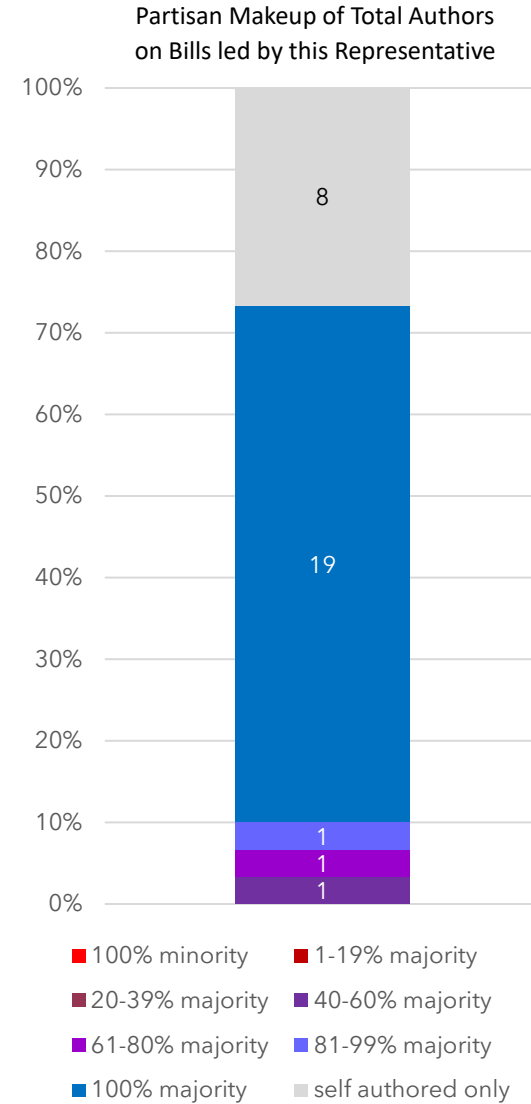
District 59A
4th Term

30 bills were introduced by Representative Lee:

- 8 (27%) bills were sole-authored
- 19 (63%) bills had co-authors only from his own party
- 3 (10%) bills had at least one member of another party

Representative Lee co-signed 123 bills:

- 123 (100%) of those bills had a chief author from his own party
- 0 (0%) had a chief author from another party



Representative Liz Lee (DFL)

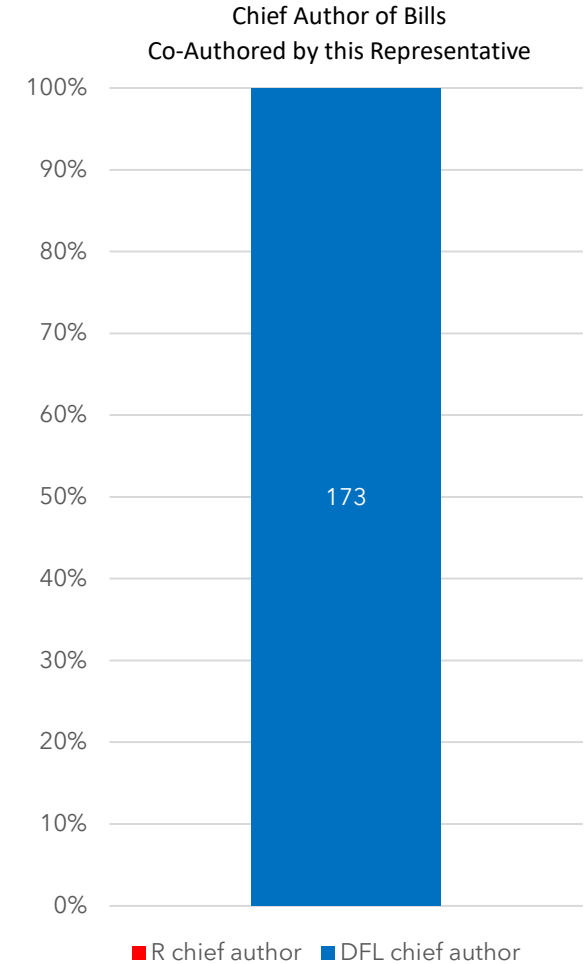
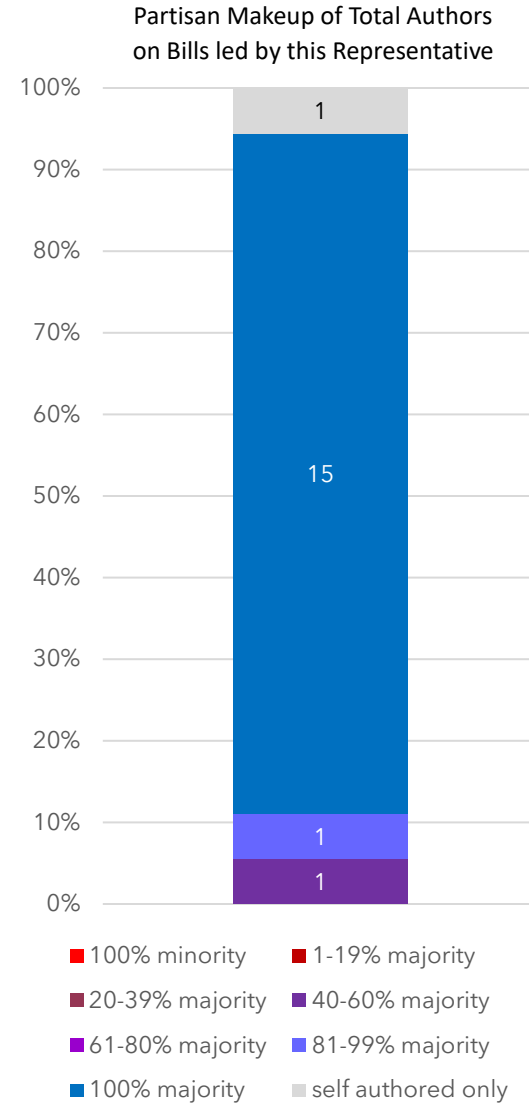
District 67A
1st Term

18 bills were introduced by Representative Lee:

- 1 (6%) bills were sole-authored
- 15 (83%) bills had co-authors only from her own party
- 2 (11%) bills had at least one member of another party

Representative Lee co-signed 173 bills:

- 173 (100%) of those bills had a chief author from her own party
- 0 (0%) had a chief author from another party



Representative Tina Liebling (DFL)

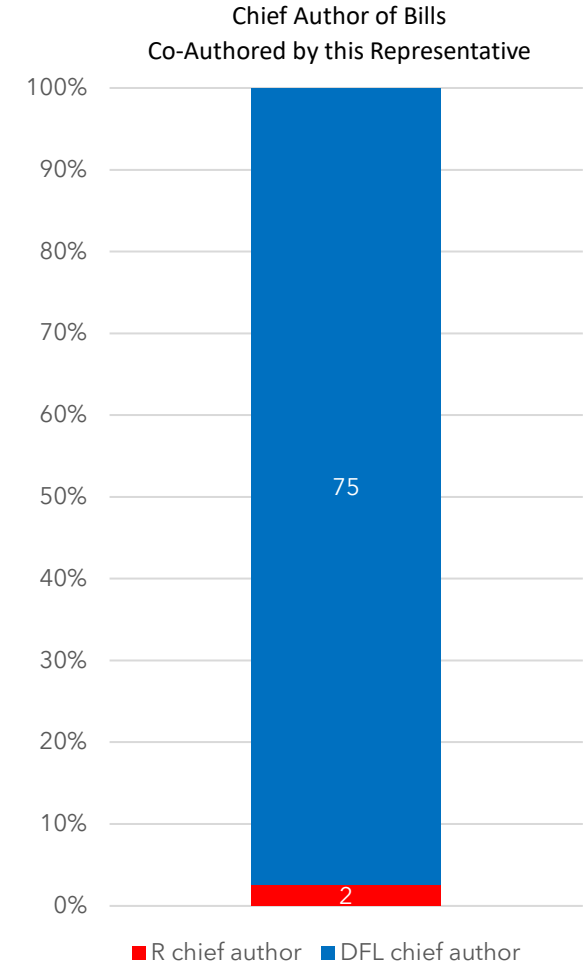
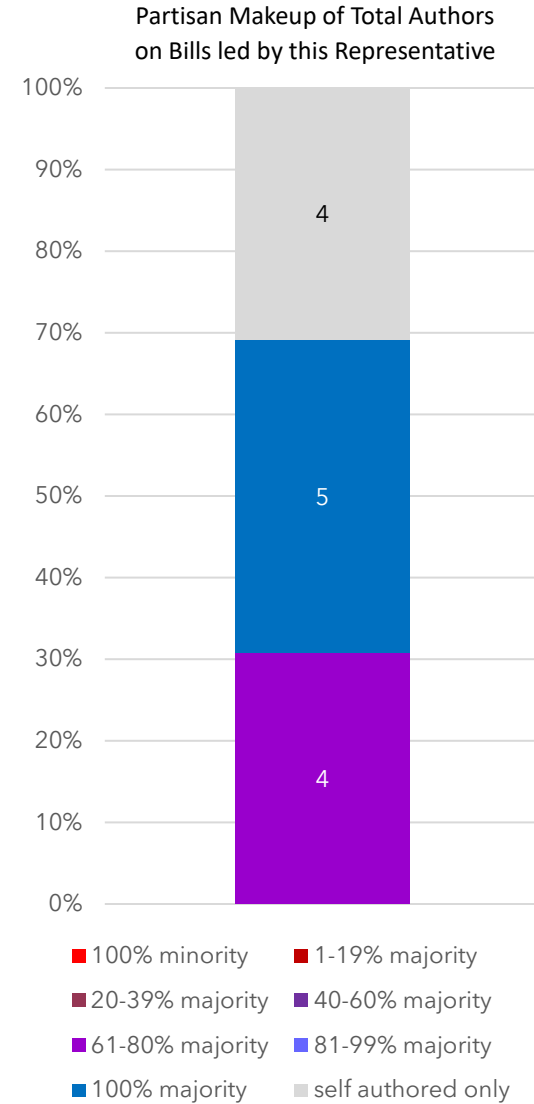
District 24B
10th Term

13 bills were introduced by Representative Liebling:

- 4 (31%) bills were sole-authored
- 5 (38%) bills had co-authors only from her own party
- 4 (31%) bills had at least one member of another party

Representative Liebling co-signed 77 bills:

- 75 (97%) of those bills had a chief author from her own party
- 2 (3%) had a chief author from another party



Representative Leon Lillie (DFL)

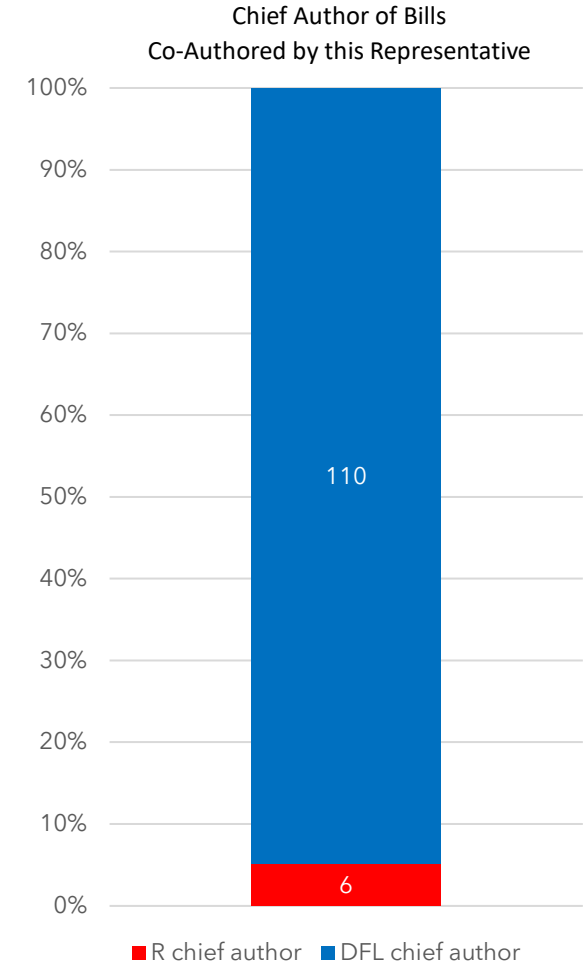
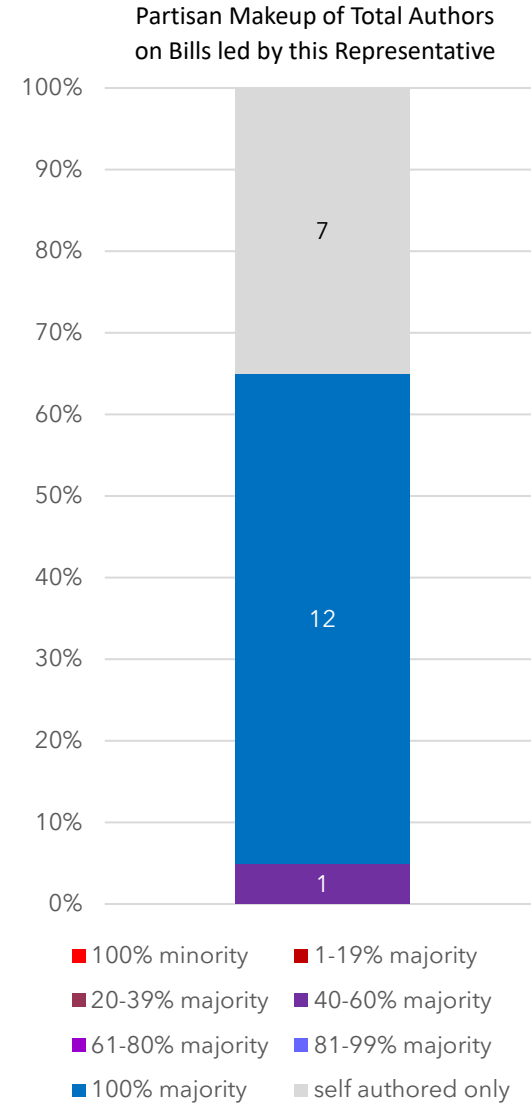
District 44B
10th Term

20 bills were introduced by Representative Lillie:

- 7 (35%) bills were sole-authored
- 12 (60%) bills had co-authors only from his own party
- 1 (5%) bills had at least one member of another party

Representative Lillie co-signed 116 bills:

- 110 (95%) of those bills had a chief author from his own party
- 6 (5%) had a chief author from another party



Representative Dave Lislegard (DFL)

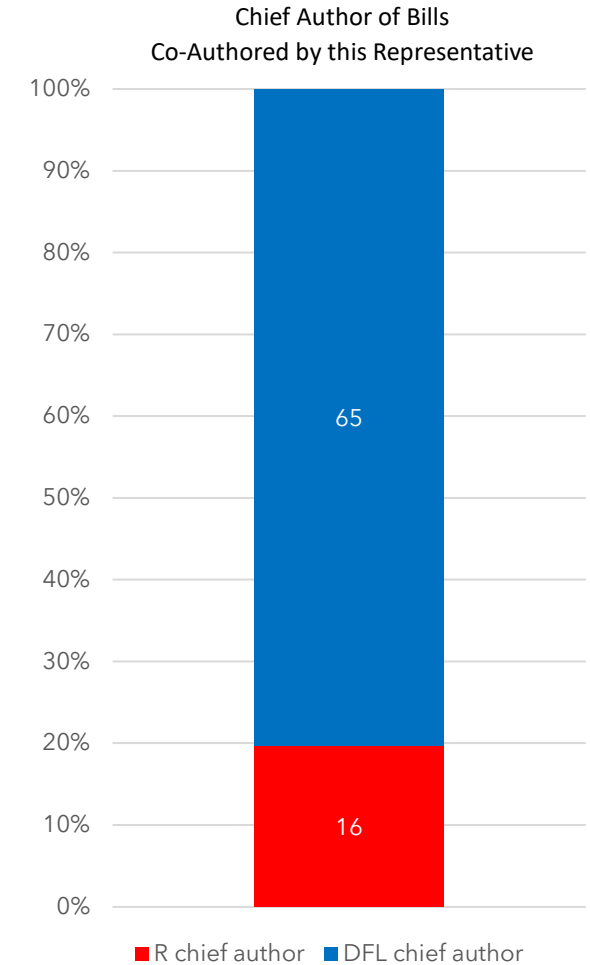
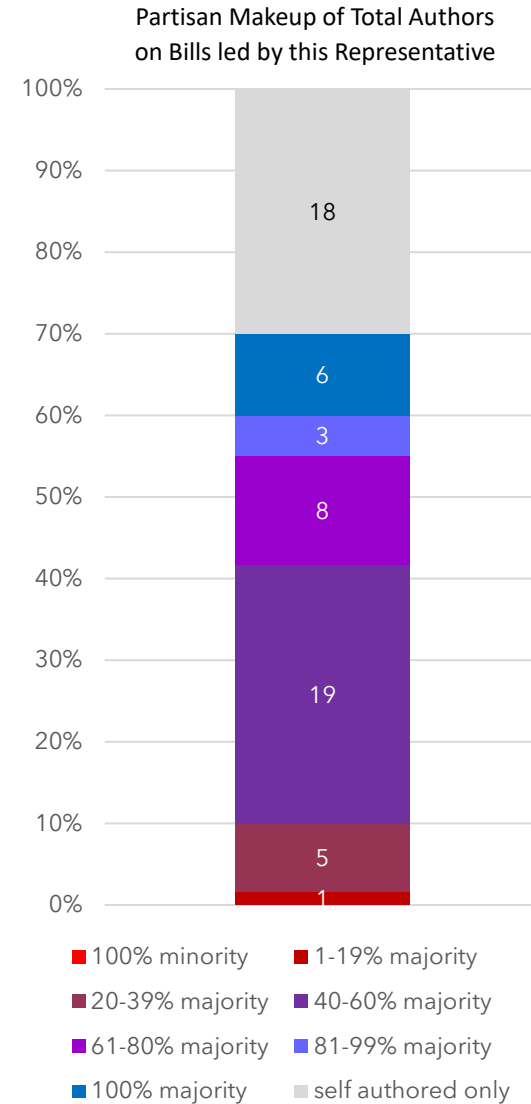
District 07B
3rd Term

60 bills were introduced by Representative Lislegard:

- 18 (30%) bills were sole-authored
- 6 (10%) bills had co-authors only from his own party
- 36 (60%) bills had at least one member of another party

Representative Lislegard co-signed 81 bills:

- 65 (80%) of those bills had a chief author from his own party
- 16 (20%) had a chief author from another party



Representative Jamie Long (DFL)

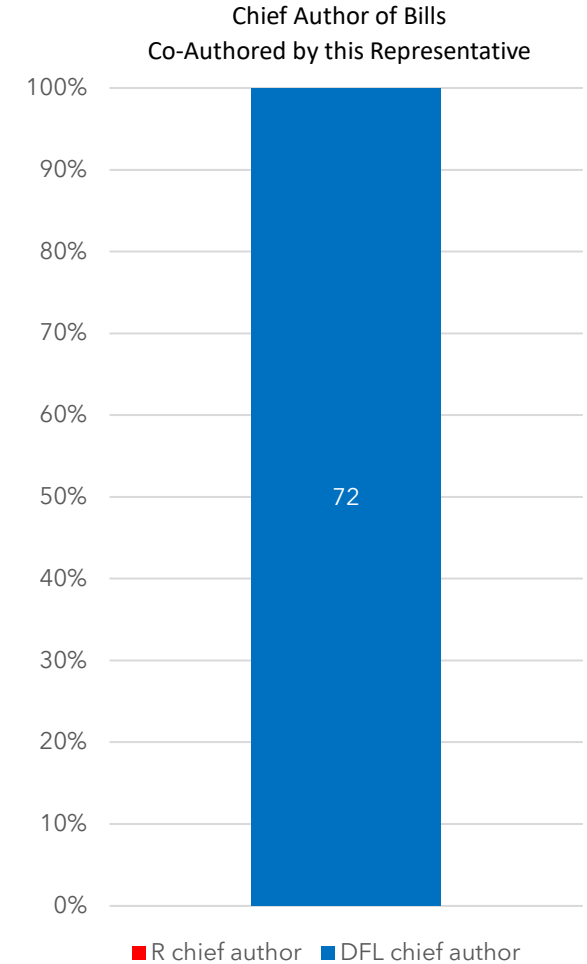
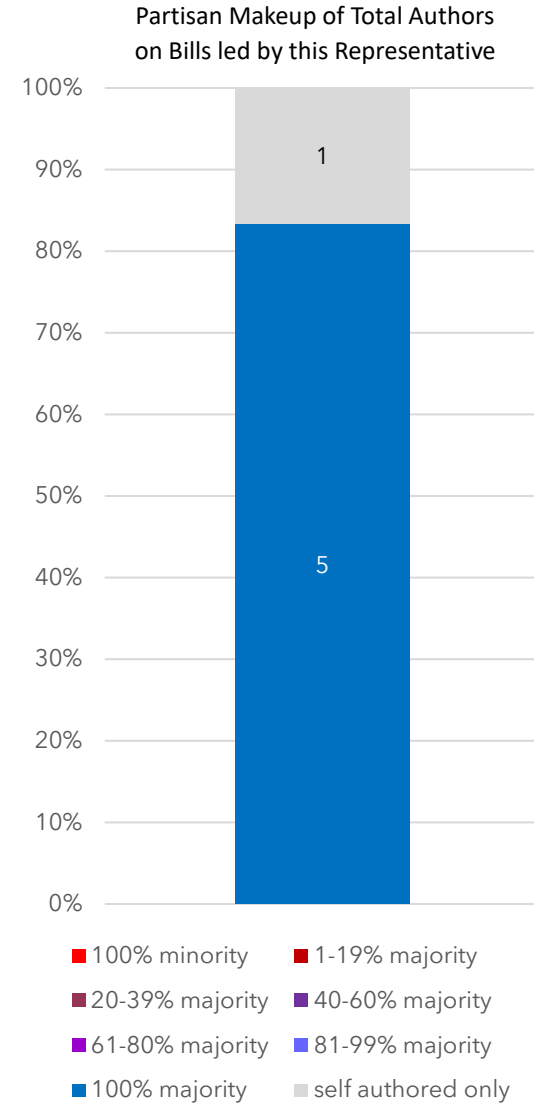
District 61B
3rd Term

6 bills were introduced by Representative Long:

- 1 (17%) bills were sole-authored
- 5 (83%) bills had co-authors only from his own party
- 0 (0%) bills had at least one member of another party

Representative Long co-signed 72 bills:

- 72 (100%) of those bills had a chief author from his own party
- 0 (0%) had a chief author from another party



Representative Joe McDonald (R)

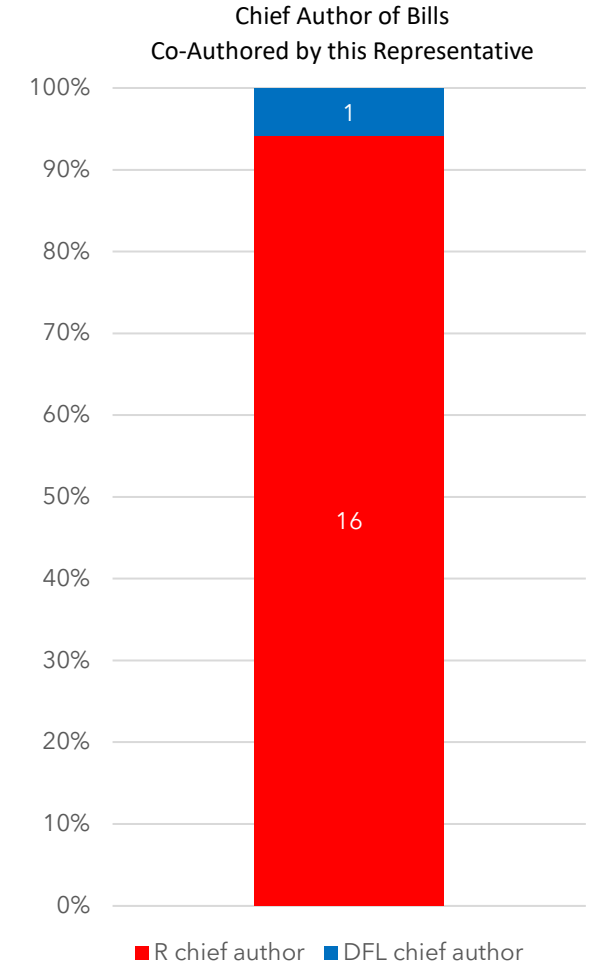
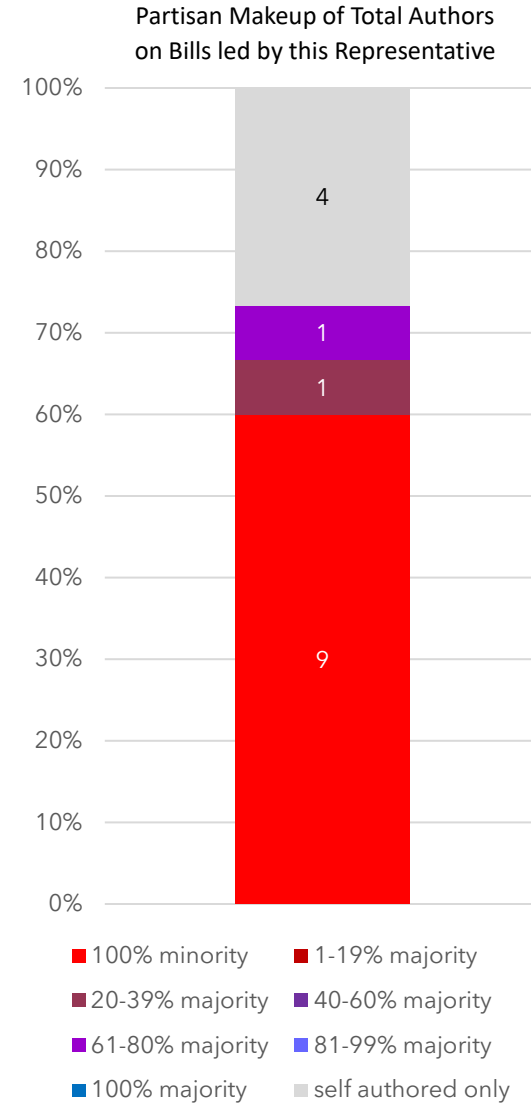
District 29A
7th Term

15 bills were introduced by Representative McDonald:

- 4 (27%) bills were sole-authored
- 9 (60%) bills had co-authors only from his own party
- 2 (13%) bills had at least one member of another party

Representative McDonald co-signed 17 bills:

- 16 (94%) of those bills had a chief author from his own party
- 1 (6%) had a chief author from another party



Representative Shane Mekeland (R)

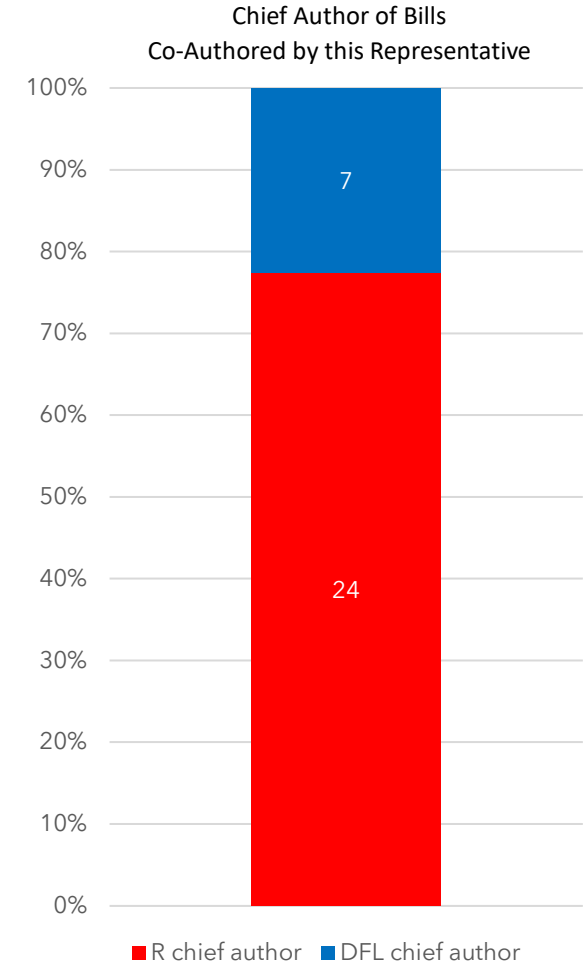
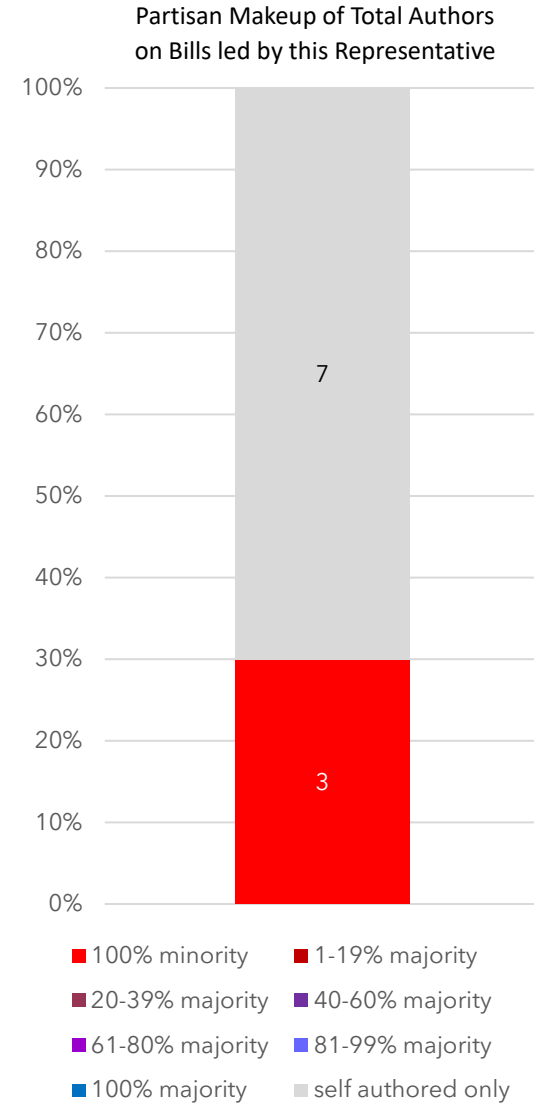
District 27A
3rd Term

10 bills were introduced by Representative Mekeland:

- 7 (70%) bills were sole-authored
- 3 (30%) bills had co-authors only from his own party
- 0 (0%) bills had at least one member of another party

Representative Mekeland co-signed 31 bills:

- 24 (77%) of those bills had a chief author from his own party
- 7 (23%) had a chief author from another party



Representative Kelly Moller (DFL)

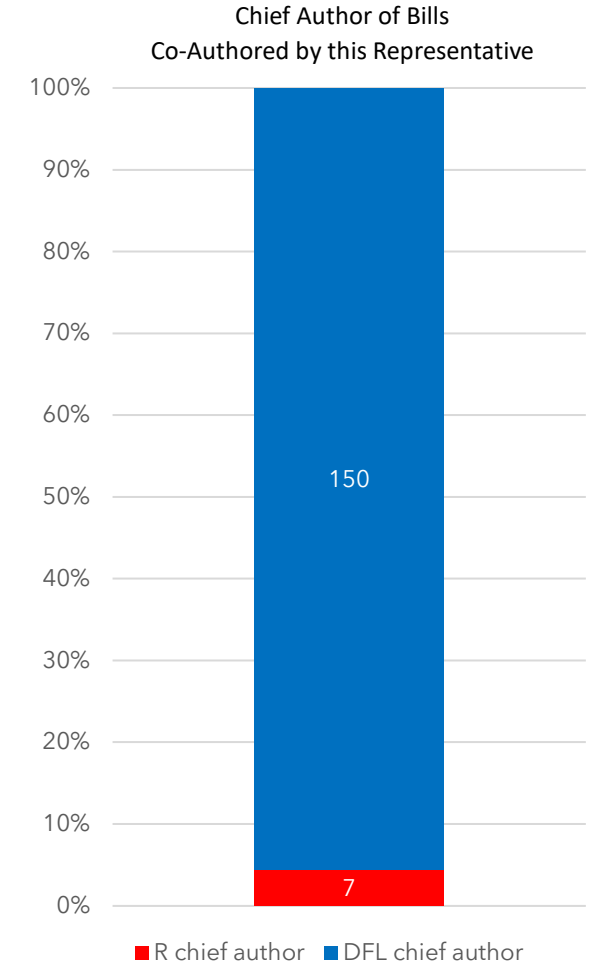
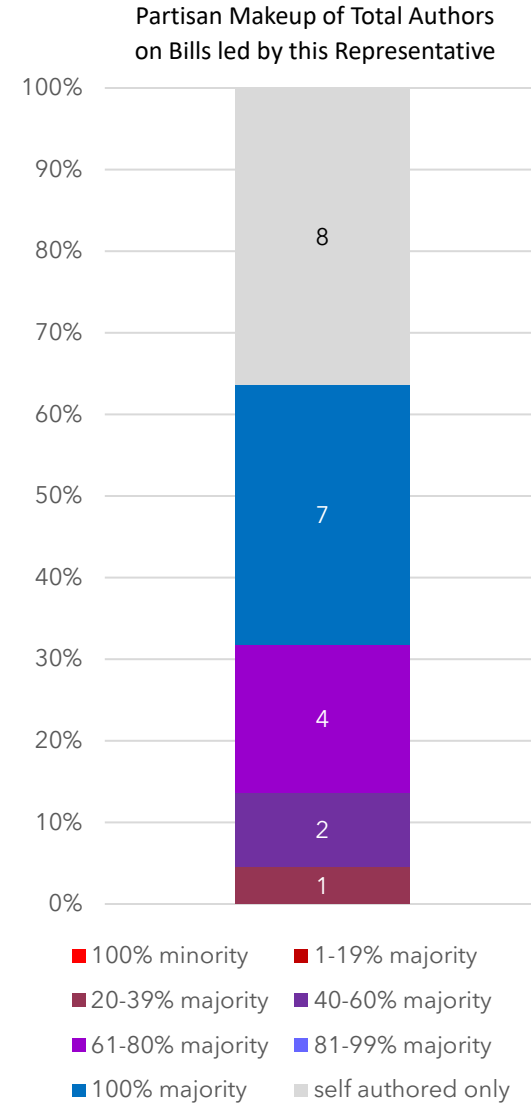
District 40A
3rd Term

22 bills were introduced by Representative Moller:

- 8 (36%) bills were sole-authored
- 7 (32%) bills had co-authors only from her own party
- 7 (32%) bills had at least one member of another party

Representative Moller co-signed 157 bills:

- 150 (96%) of those bills had a chief author from her own party
- 7 (4%) had a chief author from another party



Representative Patricia Mueller (R)

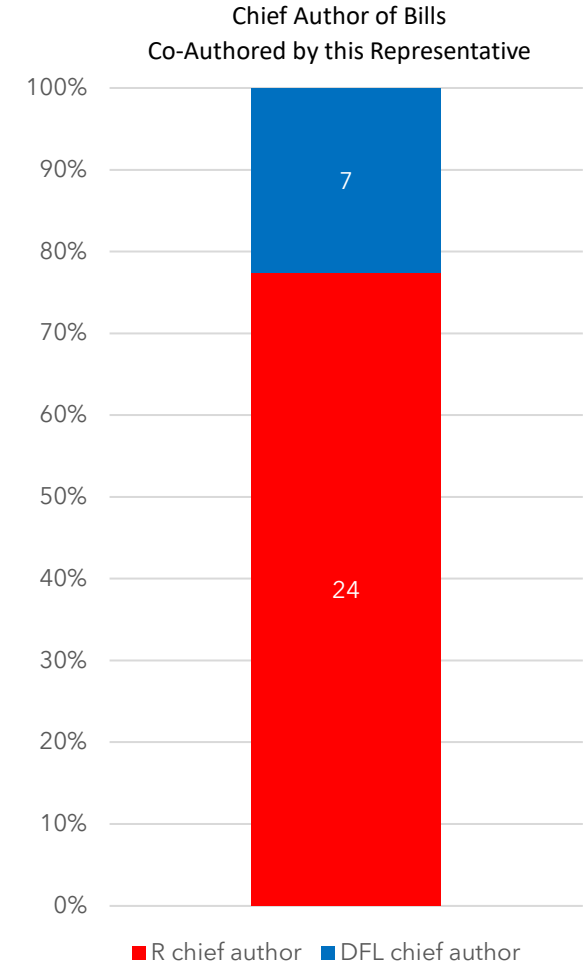
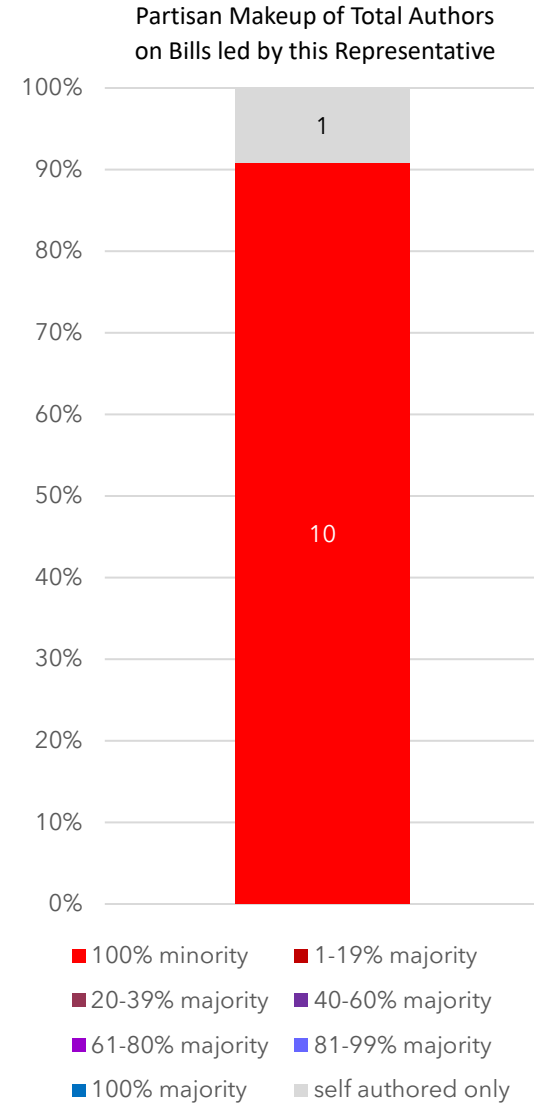
District 23B
2nd Term

11 bills were introduced by Representative Mueller:

- 1 (9%) bills were sole-authored
- 10 (91%) bills had co-authors only from her own party
- 0 (13%) bills had at least one member of another party

Representative Mueller co-signed 31 bills:

- 24 (77%) of those bills had a chief author from her own party
- 7 (23%) had a chief author from another party



Representative Tom Murphy (R)

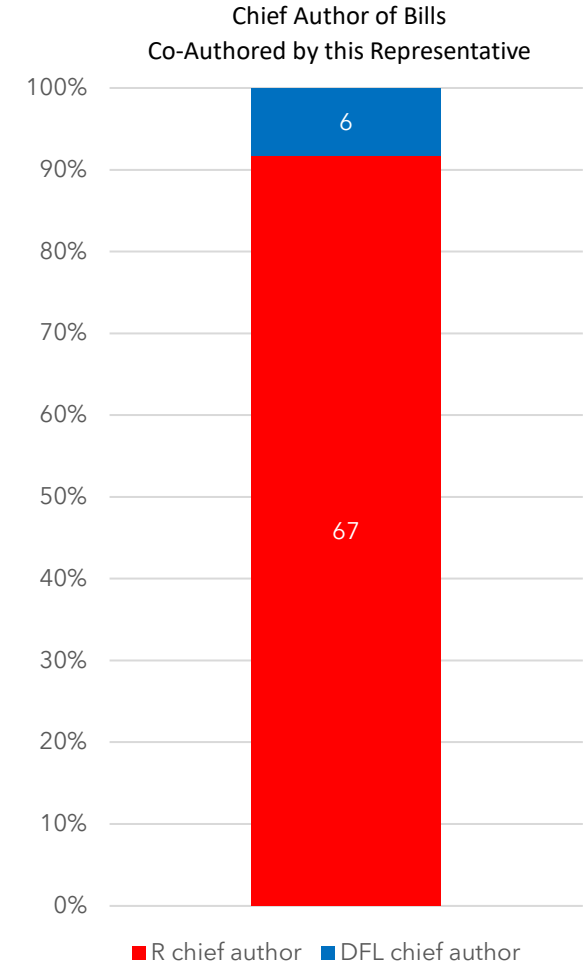
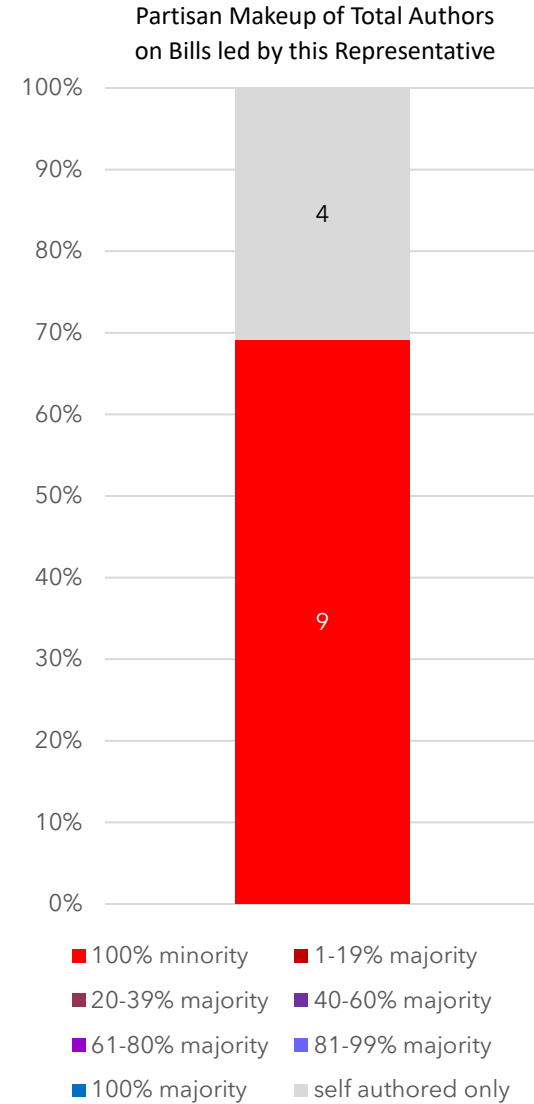
District 09B
1st Term

13 bills were introduced by Representative Murphy:

- 4 (31%) bills were sole-authored
- 9 (69%) bills had co-authors only from his own party
- 0 (0%) bills had at least one member of another party

Representative Murphy co-signed 73 bills:

- 67 (92%) of those bills had a chief author from his own party
- 6 (8%) had a chief author from another party



Representative Andrew Myers (R)

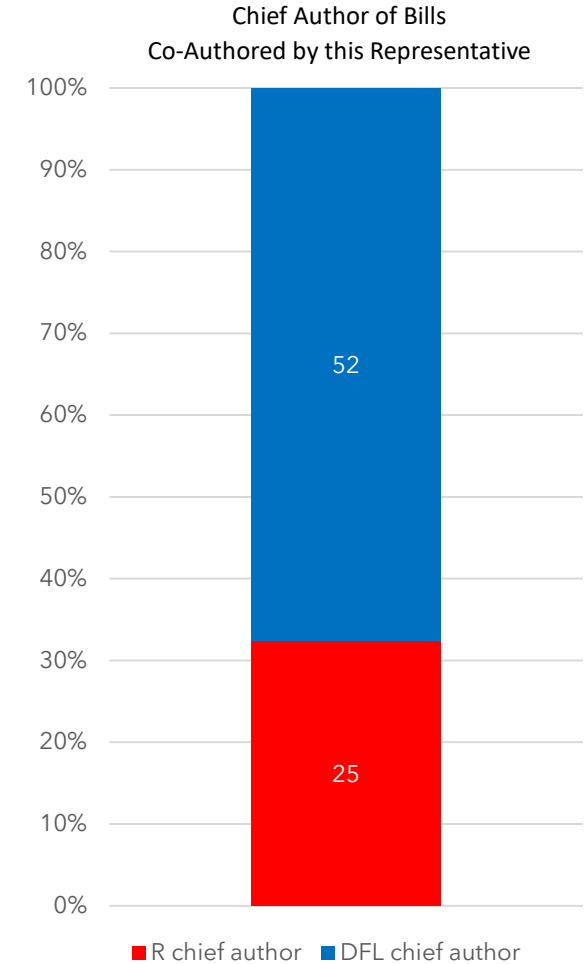
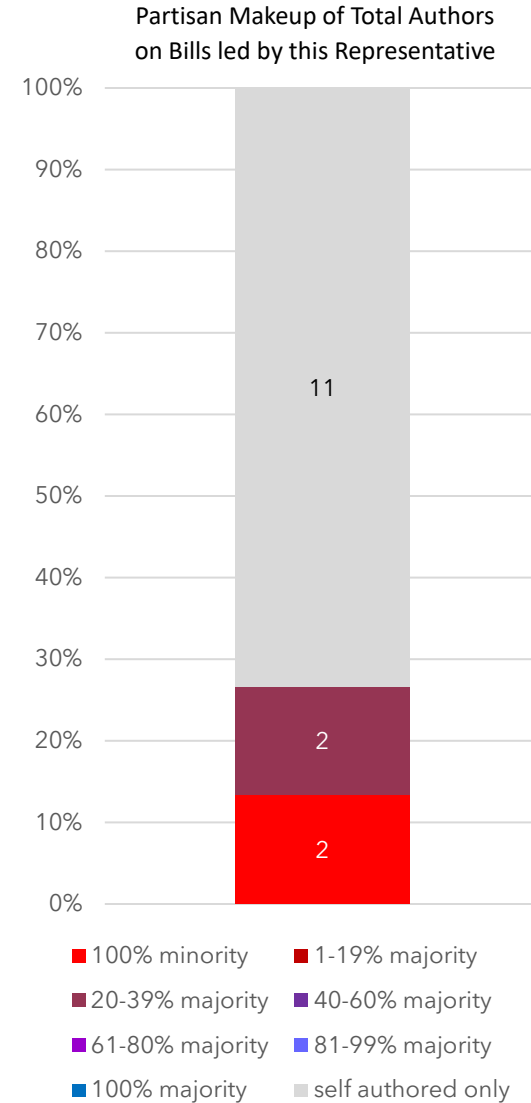
District 45A
1st Term

15 bills were introduced by Representative Myers:

- 11 (74%) bills were sole-authored
- 2 (13%) bills had co-authors only from his own party
- 2 (13%) bills had at least one member of another party

Representative Myers co-signed 77 bills:

- 25 (32%) of those bills had a chief author from his own party
- 52 (68%) had a chief author from another party



Representative Danny Nadeau (R)

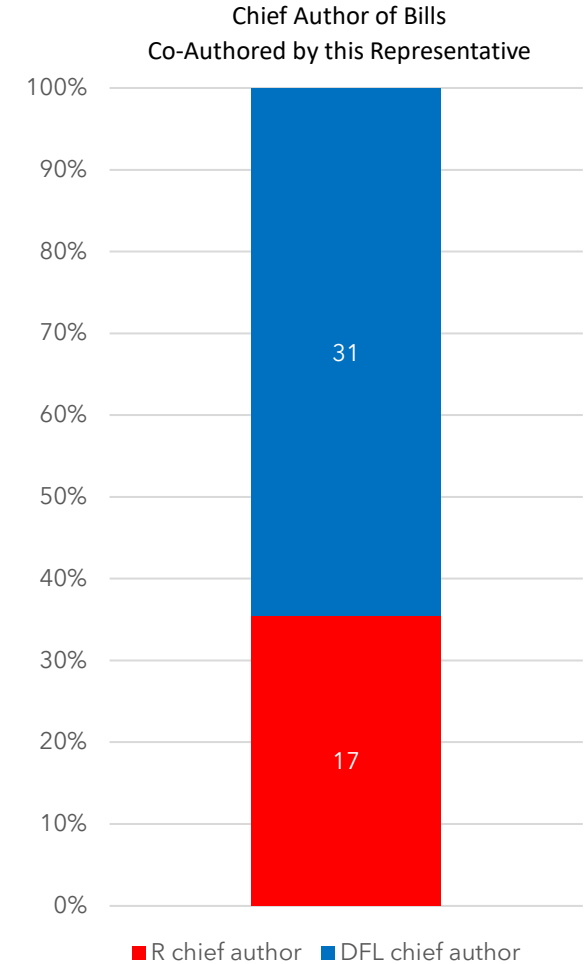
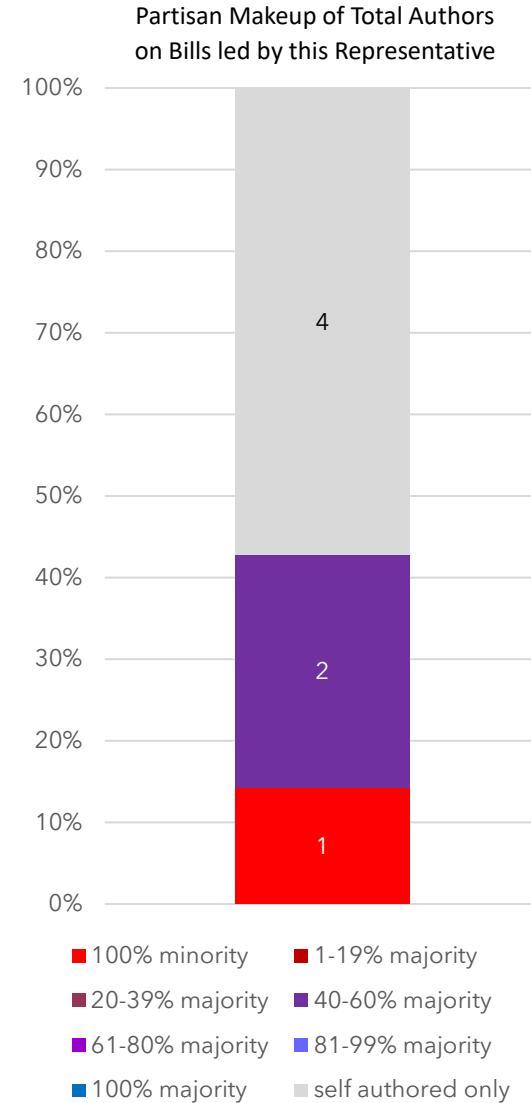
District 34A
1st Term

7 bills were introduced by Representative Nadeau:

- 4 (57%) bills were sole-authored
- 1 (14%) bills had co-authors only from his own party
- 2 (29%) bills had at least one member of another party

Representative Nadeau co-signed 48 bills:

- 17 (35%) of those bills had a chief author from his own party
- 31 (65%) had a chief author from another party



Representative Jim Nash (R)

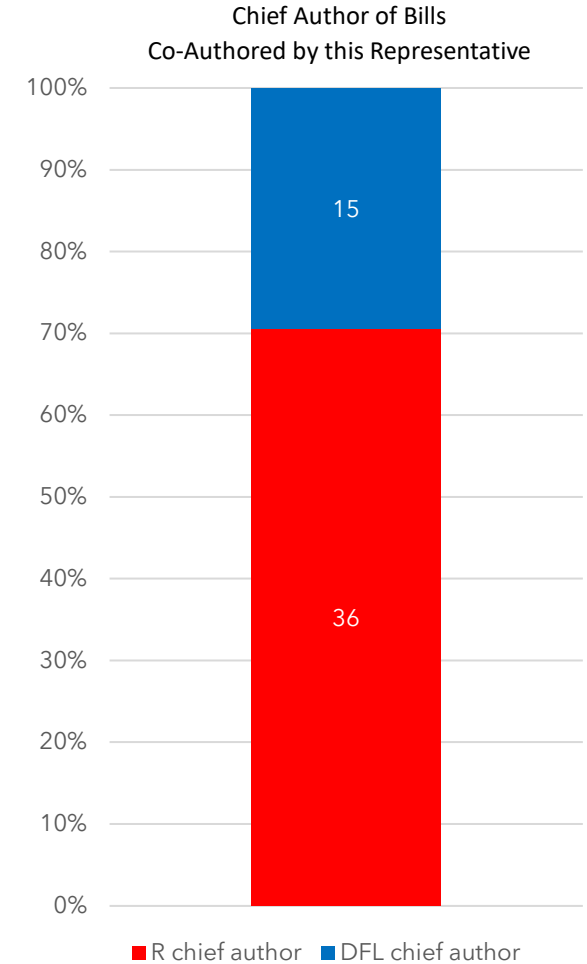
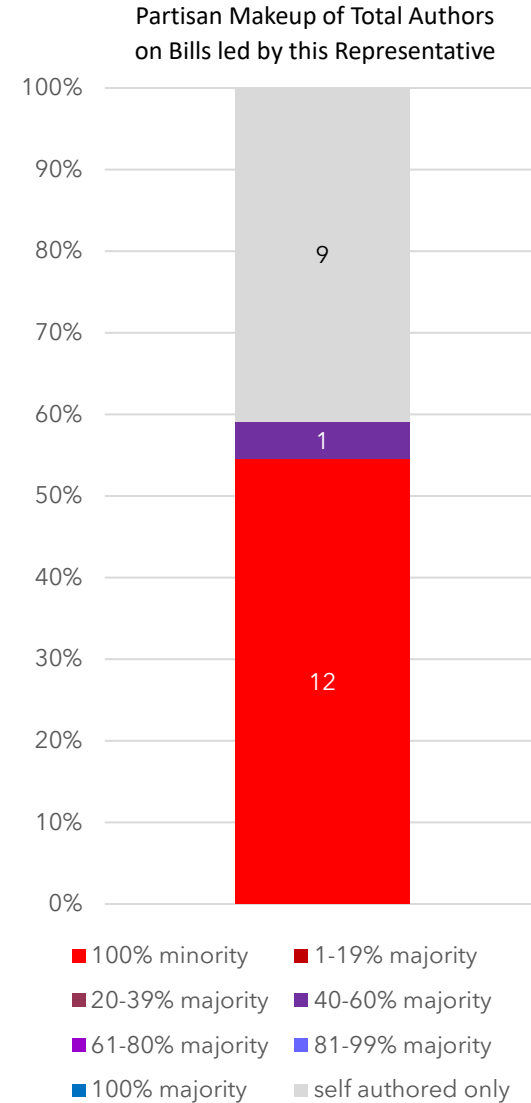
District 48A
5th Term

22 bills were introduced by Representative Nash:

- 9 (41%) bills were sole-authored
- 12 (55%) bills had co-authors only from his own party
- 1 (4%) bills had at least one member of another party

Representative Nash co-signed 51 bills:

- 36 (71%) of those bills had a chief author from his own party
- 15 (29%) had a chief author from another party



Representative Michael Nelson (DFL)

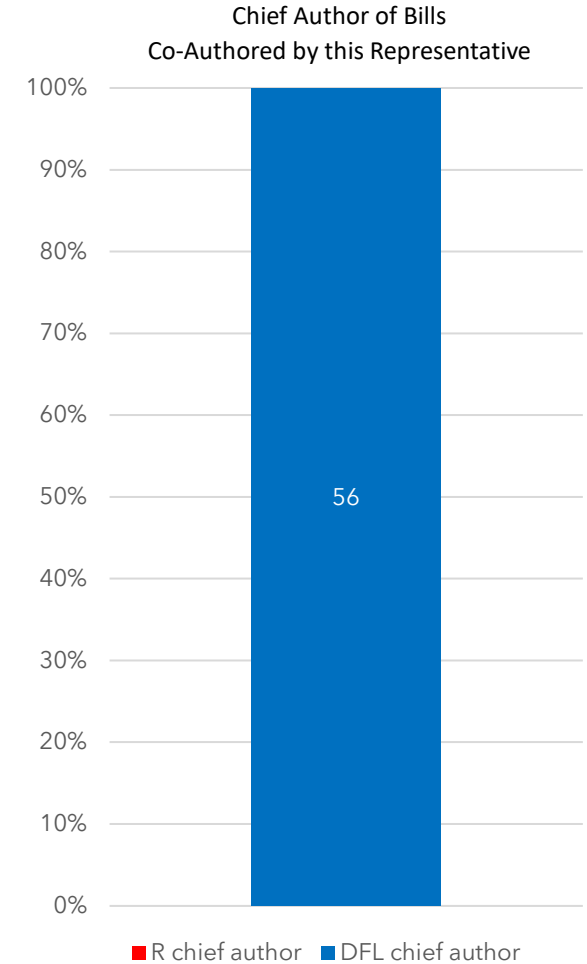
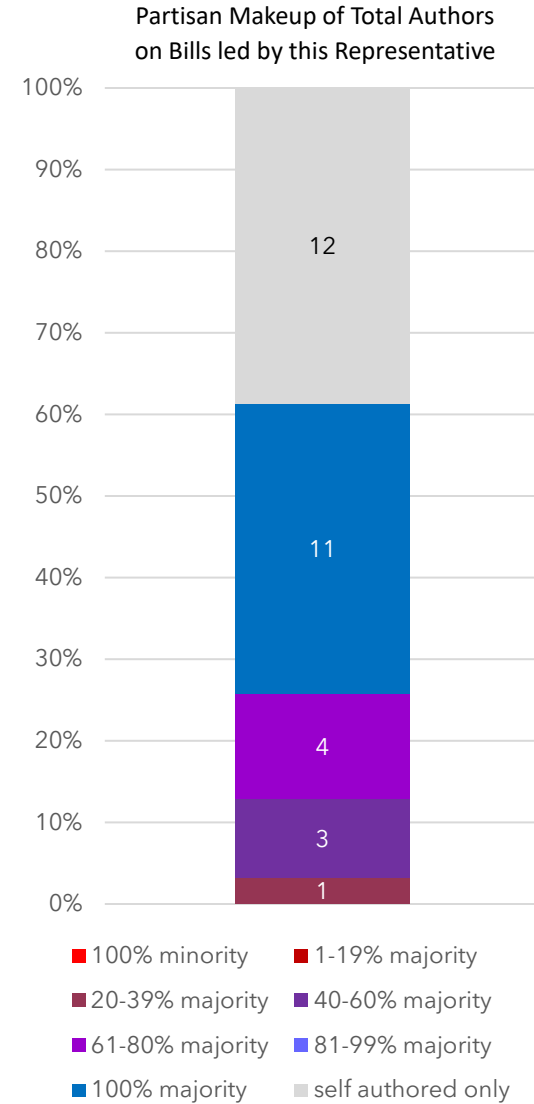
District 38A
11th Term

31 bills were introduced by Representative Nelson:

- 12 (39%) bills were sole-authored
- 11 (35%) bills had co-authors only from his own party
- 8 (26%) bills had at least one member of another party

Representative Nelson co-signed 56 bills:

- 56 (100%) of those bills had a chief author from his own party
- 0 (0%) had a chief author from another party



Representative Nathan Nelson (R)

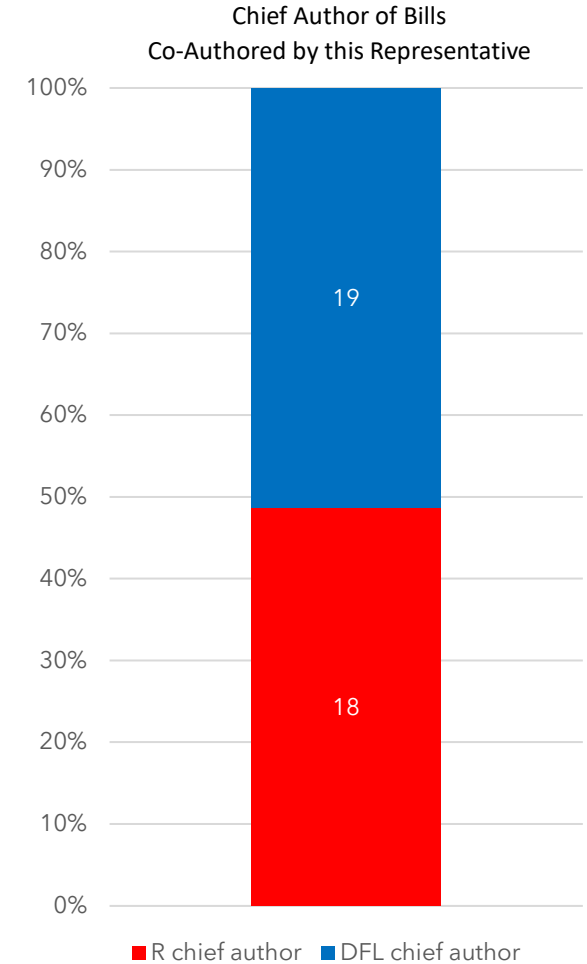
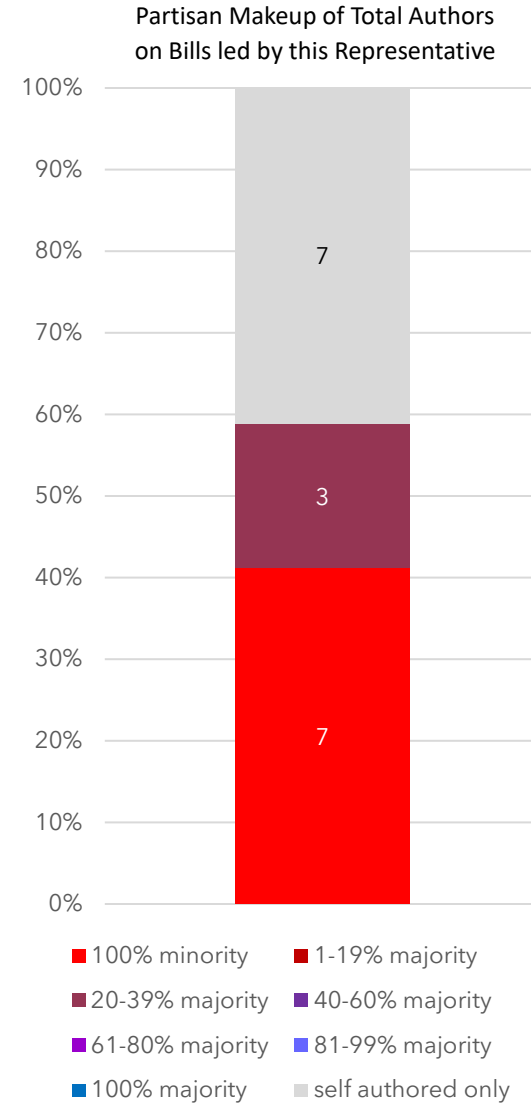
District 11B
3rd Term

17 bills were introduced by Representative Nelson:

- 7 (41%) bills were sole-authored
- 7 (41%) bills had co-authors only from his own party
- 3 (18%) bills had at least one member of another party

Representative Nelson co-signed 37 bills:

- 18 (49%) of those bills had a chief author from his own party
- 19 (51%) had a chief author from another party



Representative Anne Neu Brindley (R)

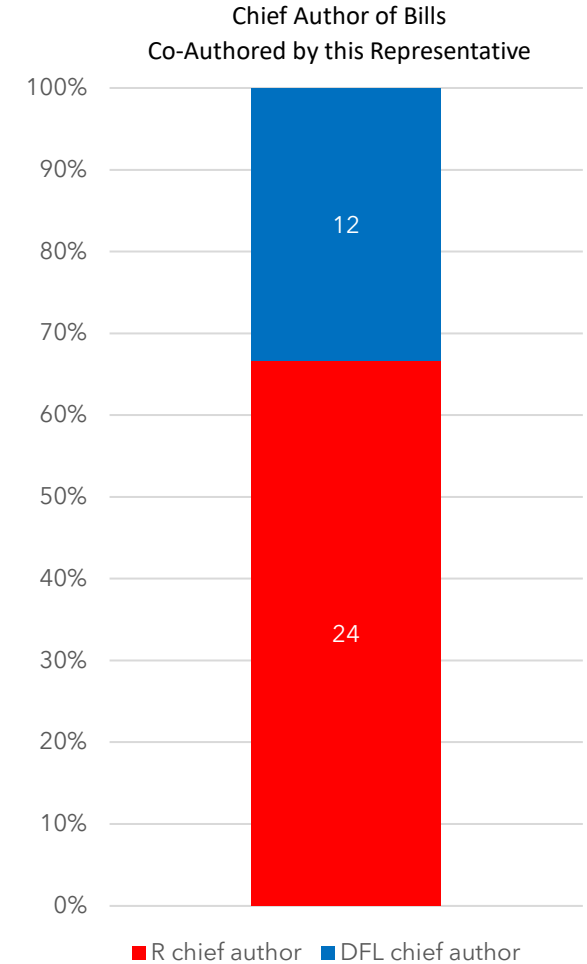
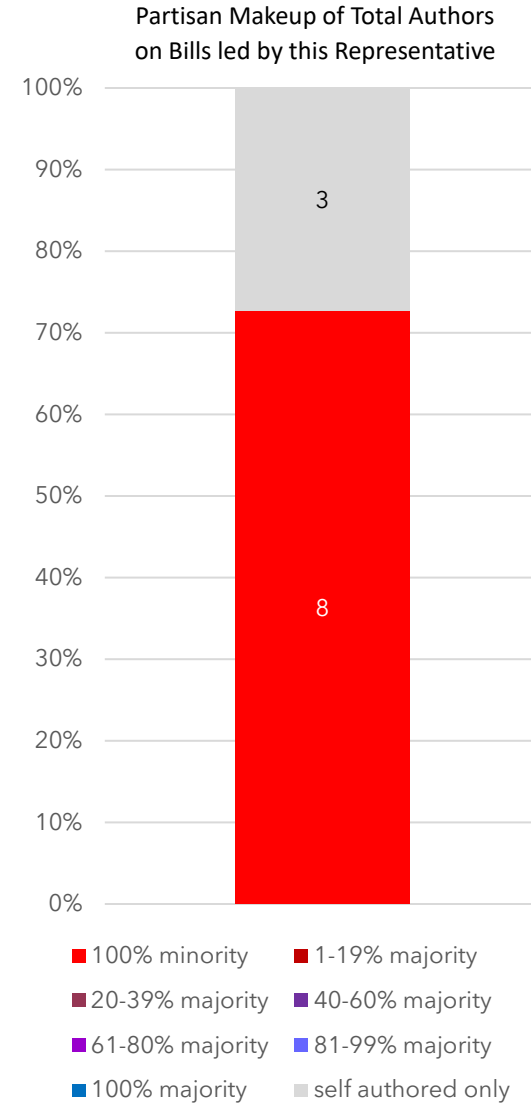
District 28B
4th Term

11 bills were introduced by Representative Neu Brindley:

- 3 (27%) bills were sole-authored
- 8 (73%) bills had co-authors only from her own party
- 0 (0%) bills had at least one member of another party

Representative Neu Brindley co-signed 36 bills:

- 24 (67%) of those bills had a chief author from her own party
- 12 (33%) had a chief author from another party



Representative Jerry Newton (DFL)

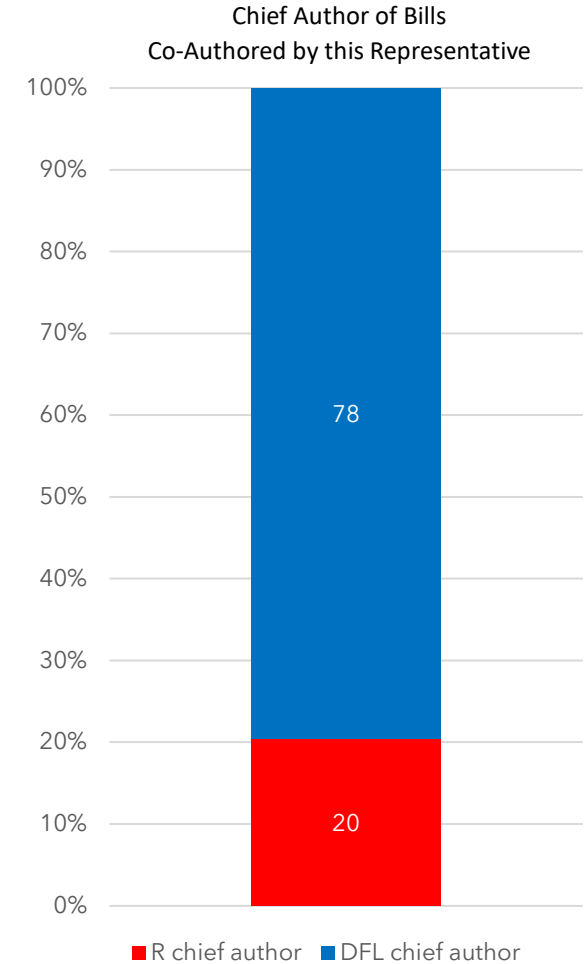
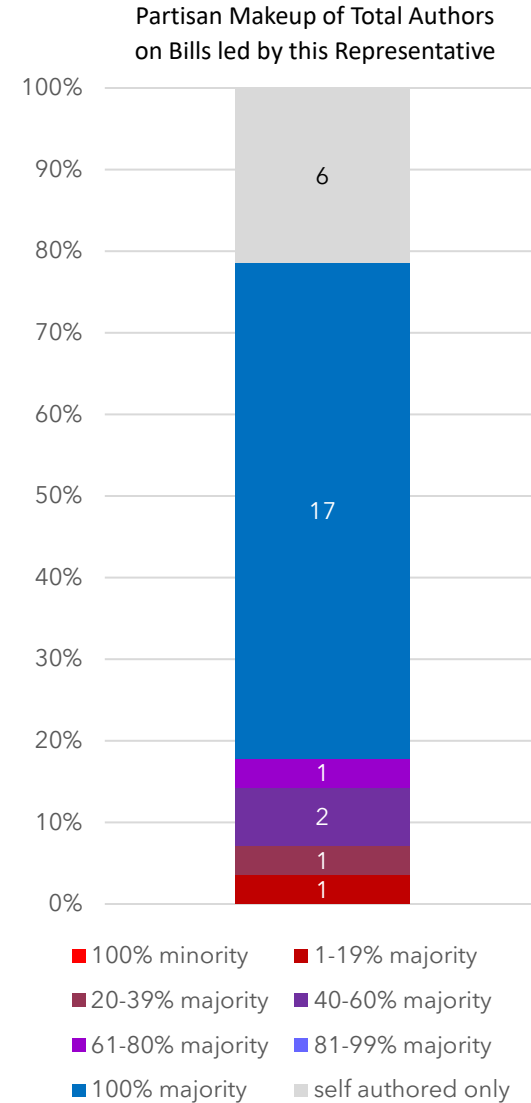
District 35B
4th Term

28 bills were introduced by Representative Newton:

- 6 (21%) bills were sole-authored
- 17 (61%) bills had co-authors only from his own party
- 5 (18%) bills had at least one member of another party

Representative Newton co-signed 98 bills:

- 78 (80%) of those bills had a chief author from his own party
- 20 (20%) had a chief author from another party



Representative Harry Niska (R)

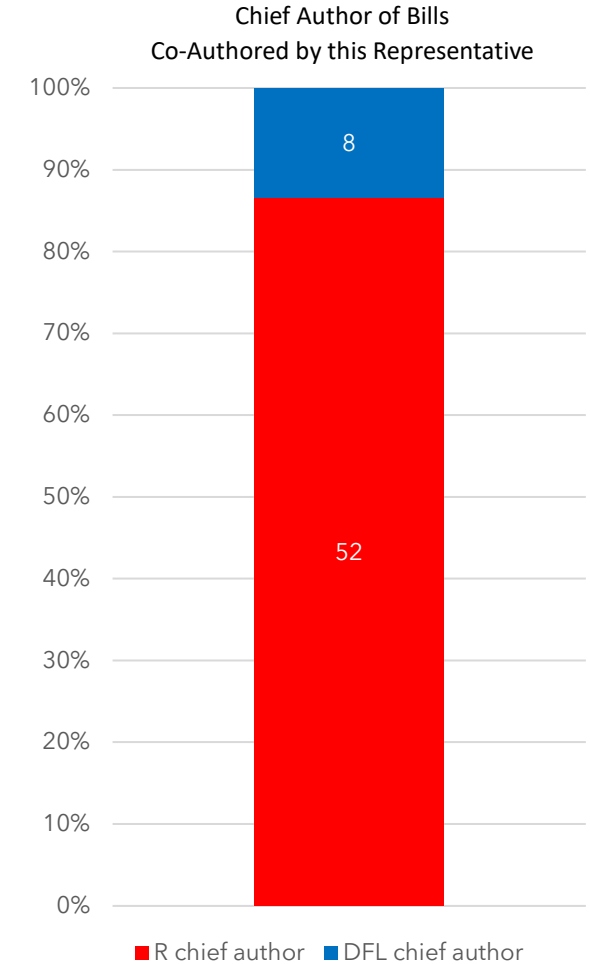
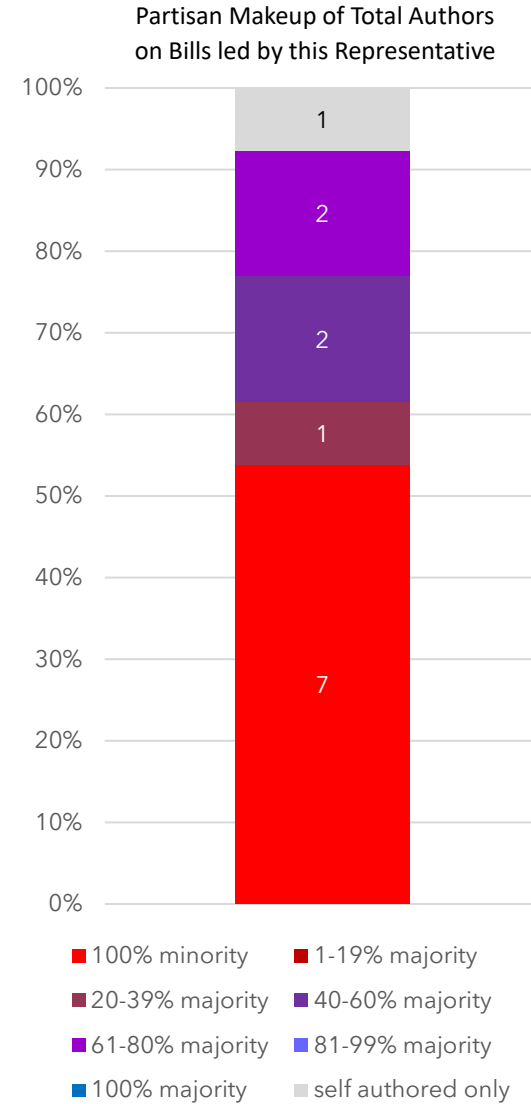
District 31A
1st Term

13 bills were introduced by Representative Niska:

- 1 (8%) bills were sole-authored
- 7 (54%) bills had co-authors only from his own party
- 5 (38%) bills had at least one member of another party

Representative Niska co-signed 60 bills:

- 52 (87%) of those bills had a chief author from his own party
- 8 (13%) had a chief author from another party



Representative Mohamud Noor (DFL)

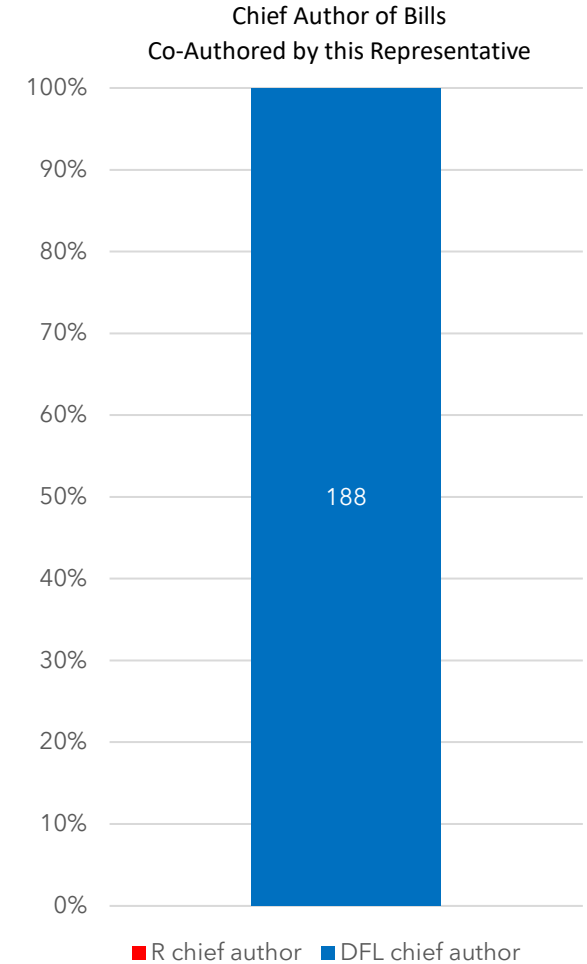
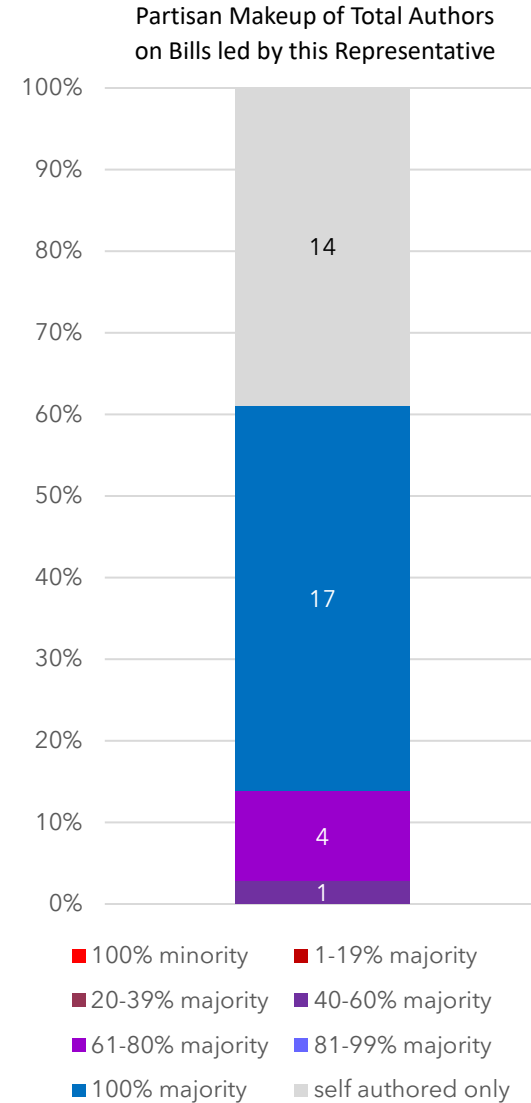
District 60B
3rd Term

36 bills were introduced by Representative Noor:

- 14 (39%) bills were sole-authored
- 17 (47%) bills had co-authors only from his own party
- 5 (14%) bills had at least one member of another party

Representative Noor co-signed 188 bills:

- 188 (100%) of those bills had a chief author from his own party
- 0 (0%) had a chief author from another party



Representative Matt Norris (DFL)

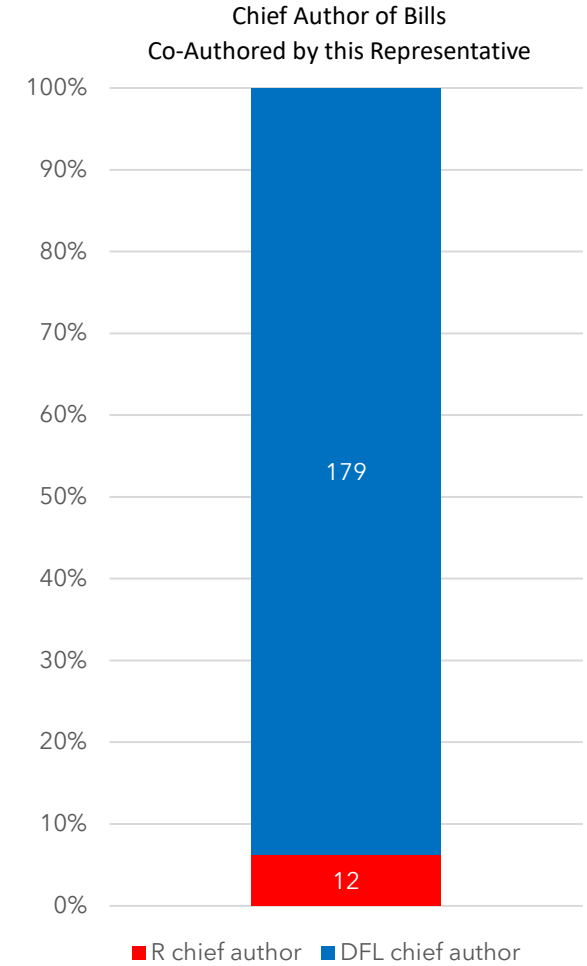
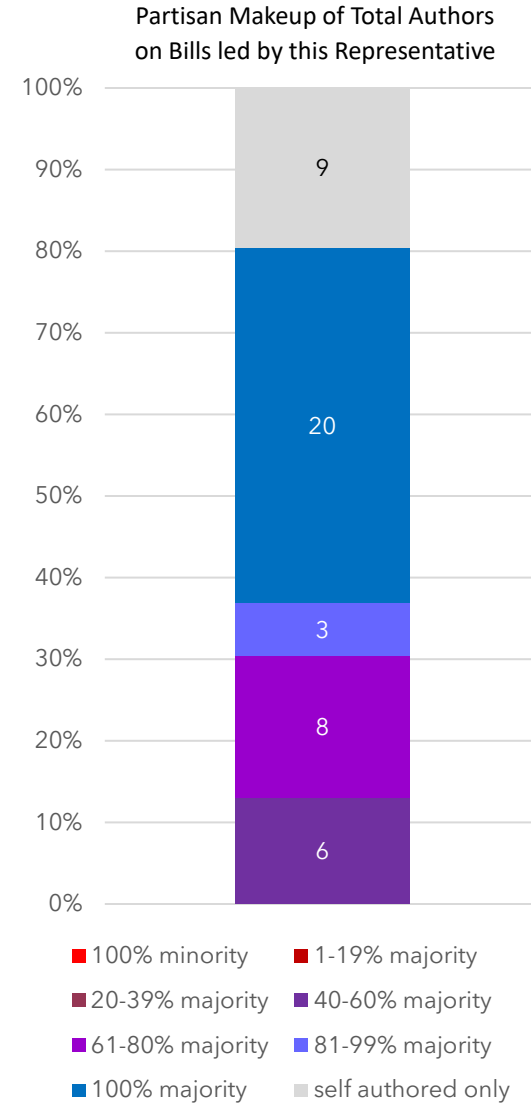
District 32B
1st Term

46 bills were introduced by Representative Norris:

- 9 (20%) bills were sole-authored
- 20 (43%) bills had co-authors only from his own party
- 17 (37%) bills had at least one member of another party

Representative Norris co-signed 191 bills:

- 179 (94%) of those bills had a chief author from his own party
- 12 (6%) had a chief author from another party



Representative Paul Novotny (R)

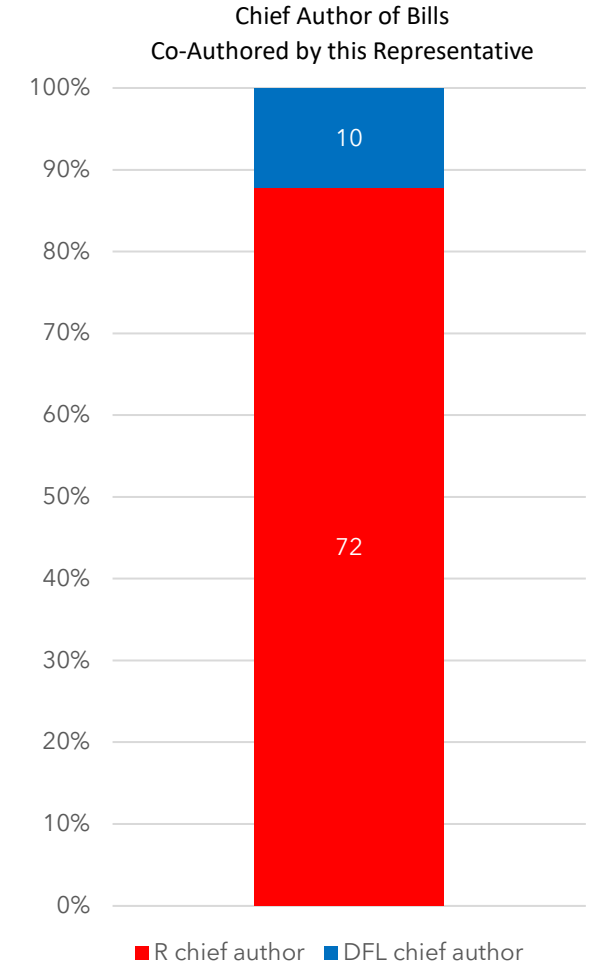
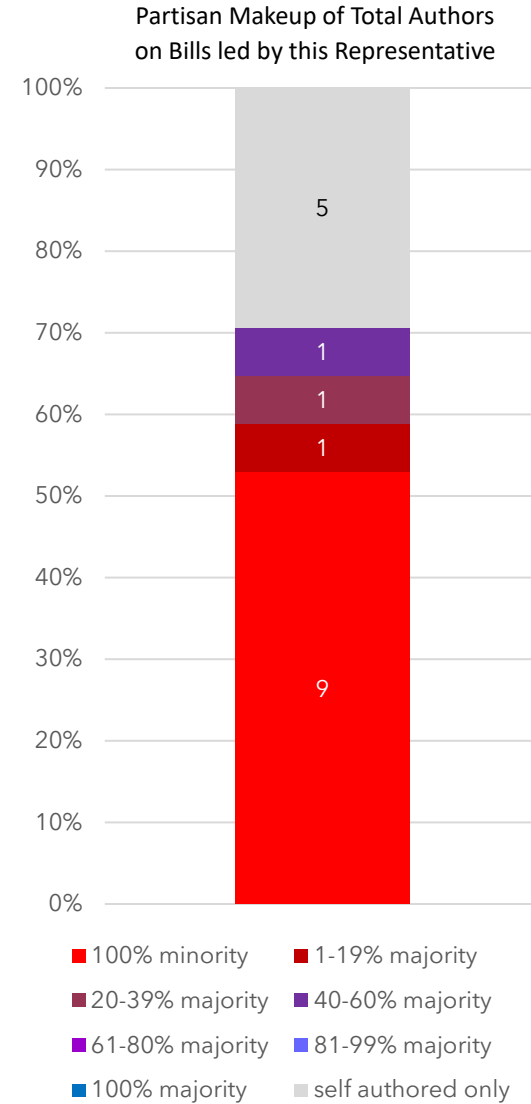
District 30B
3rd Term

17 bills were introduced by Representative Novotny:

- 5 (29%) bills were sole-authored
- 9 (53%) bills had co-authors only from his own party
- 3 (18%) bills had at least one member of another party

Representative Novotny co-signed 82 bills:

- 72 (88%) of those bills had a chief author from his own party
- 10 (12%) had a chief author from another party



Representative Tim O'Driscoll (R)

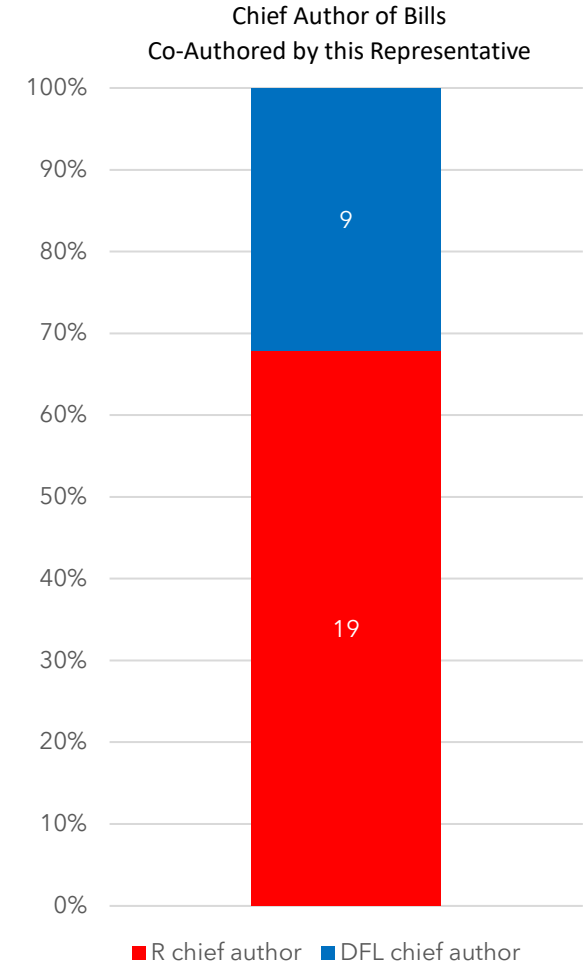
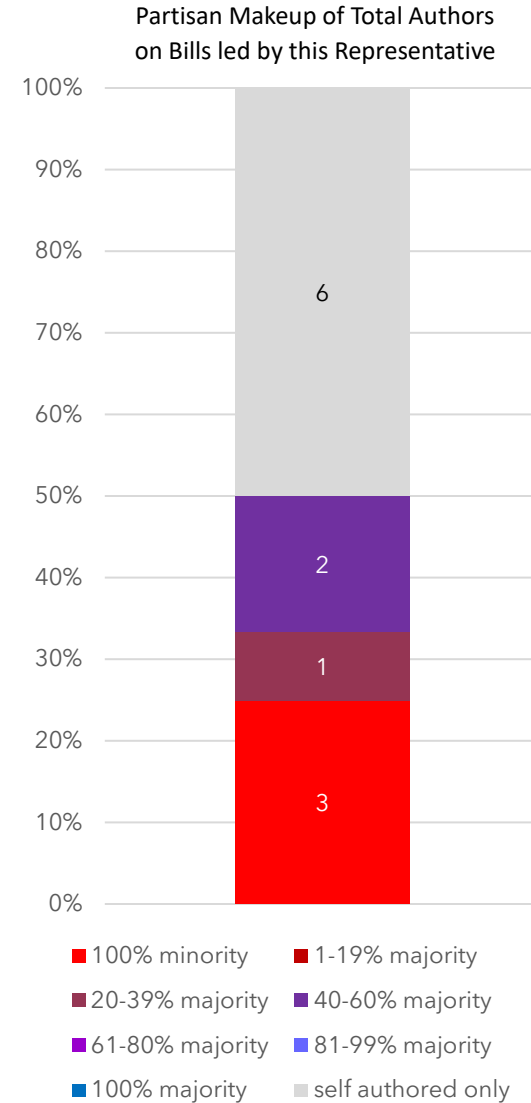
District 13B
7th Term

12 bills were introduced by Representative O'Driscoll:

- 6 (50%) bills were sole-authored
- 3 (25%) bills had co-authors only from his own party
- 3 (25%) bills had at least one member of another party

Representative O'Driscoll co-signed 28 bills:

- 19 (68%) of those bills had a chief author from his own party
- 9 (32%) had a chief author from another party



Representative Bjorn Olson (R)

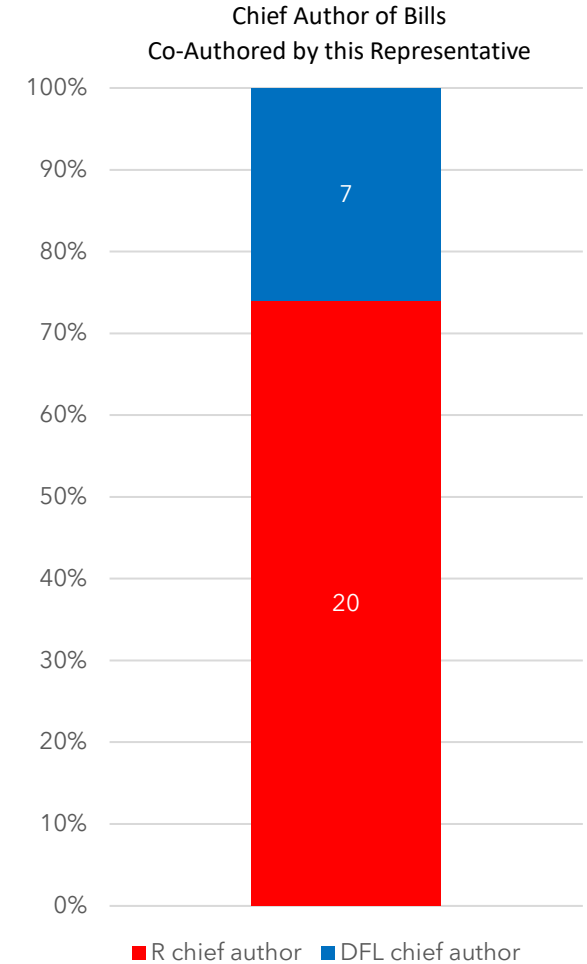
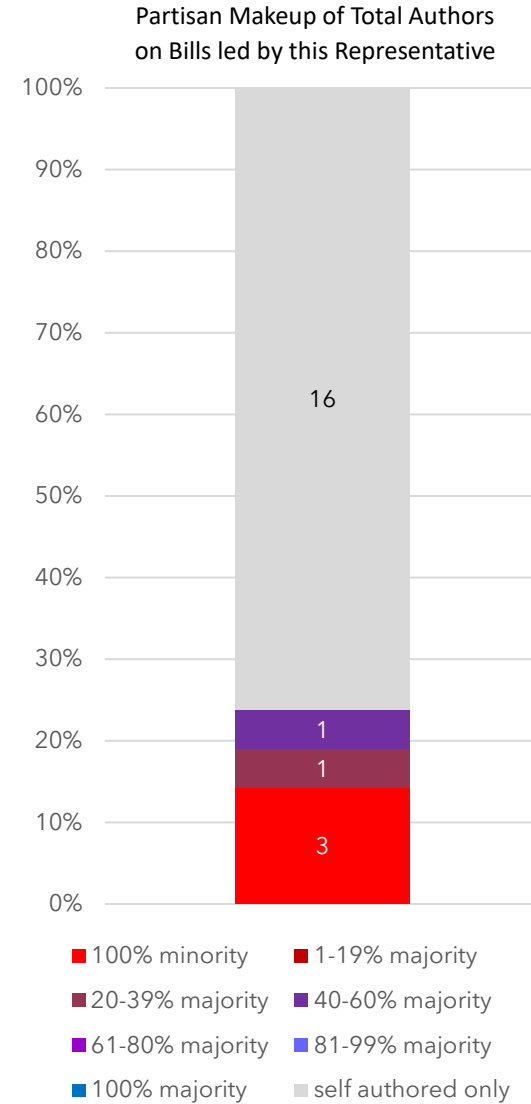
District 22A
2nd Term

21 bills were introduced by Representative Olson:

- 16 (76%) bills were sole-authored
- 3 (14%) bills had co-authors only from his own party
- 2 (10%) bills had at least one member of another party

Representative Olson co-signed 27 bills:

- 20 (74%) of those bills had a chief author from his own party
- 7 (26%) had a chief author from another party



Representative Liz Olson (DFL)

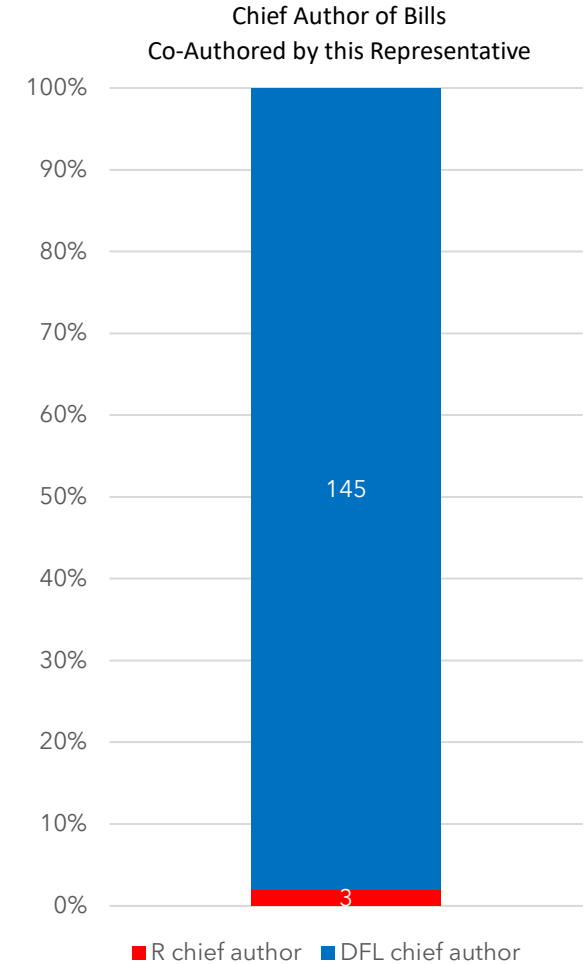
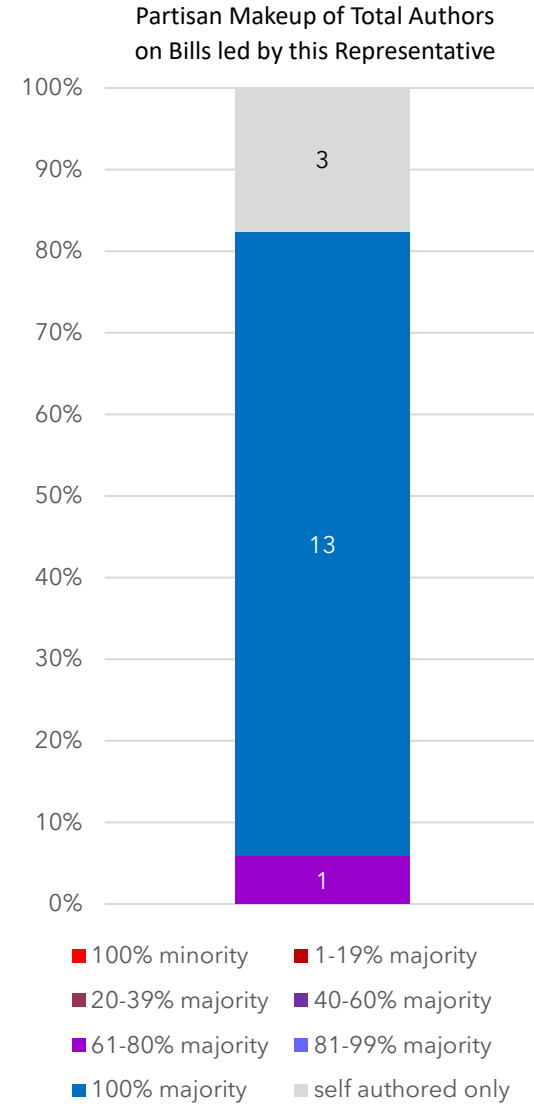
District 08A
4th Term

17 bills were introduced by Representative Olson:

- 3 (18%) bills were sole-authored
- 13 (76%) bills had co-authors only from her own party
- 1 (6%) bills had at least one member of another party

Representative Olson co-signed 148 bills:

- 145 (98%) of those bills had a chief author from her own party
- 3 (2%) had a chief author from another party



Representative Gene Pelowski, Jr. (DFL)

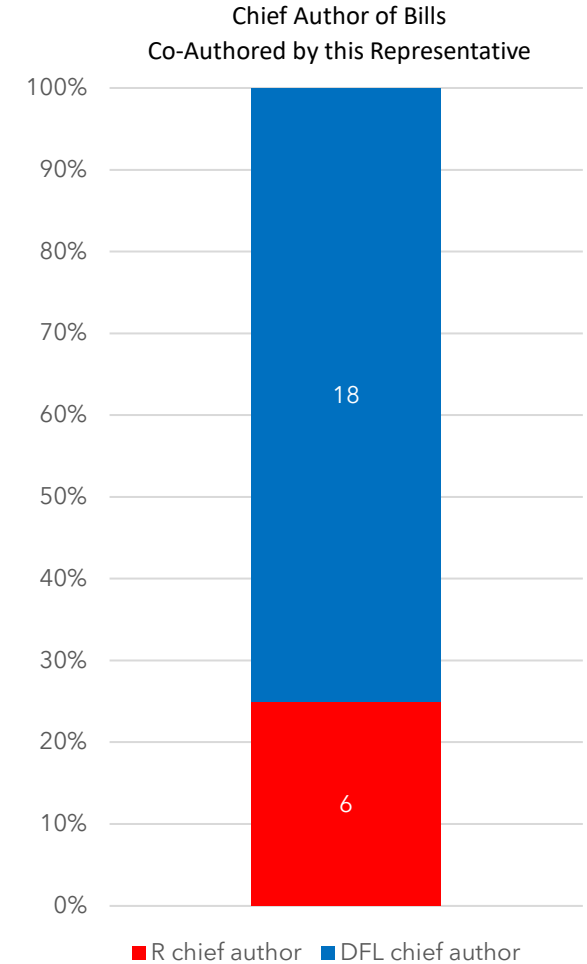
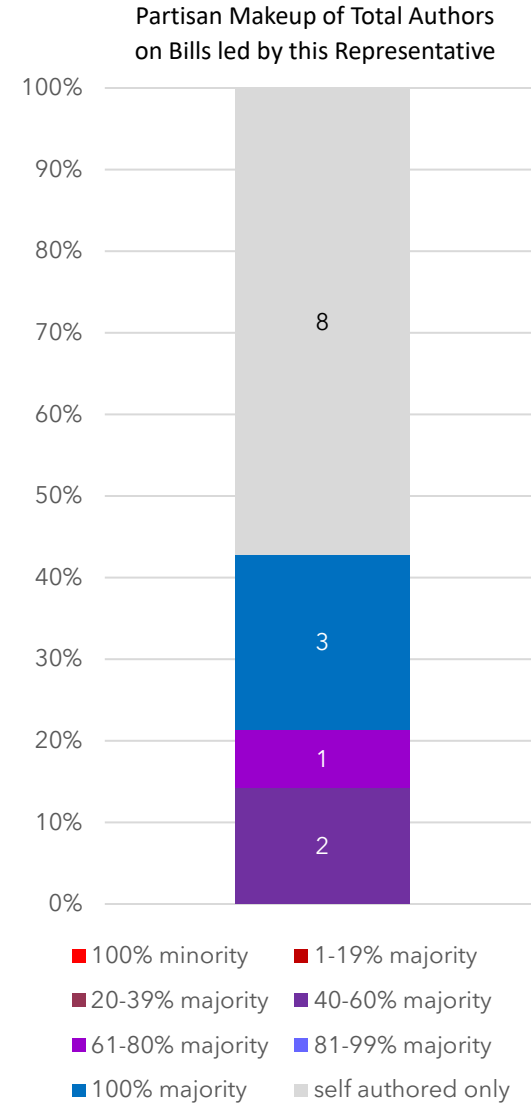
District 26A
19th Term

14 bills were introduced by Representative Pelowski:

- 8 (58%) bills were sole-authored
- 3 (21%) bills had co-authors only from his own party
- 3 (21%) bills had at least one member of another party

Representative Pelowski co-signed 24 bills:

- 18 (75%) of those bills had a chief author from his own party
- 6 (25%) had a chief author from another party



Representative María Isa Pérez-Vega (DFL)

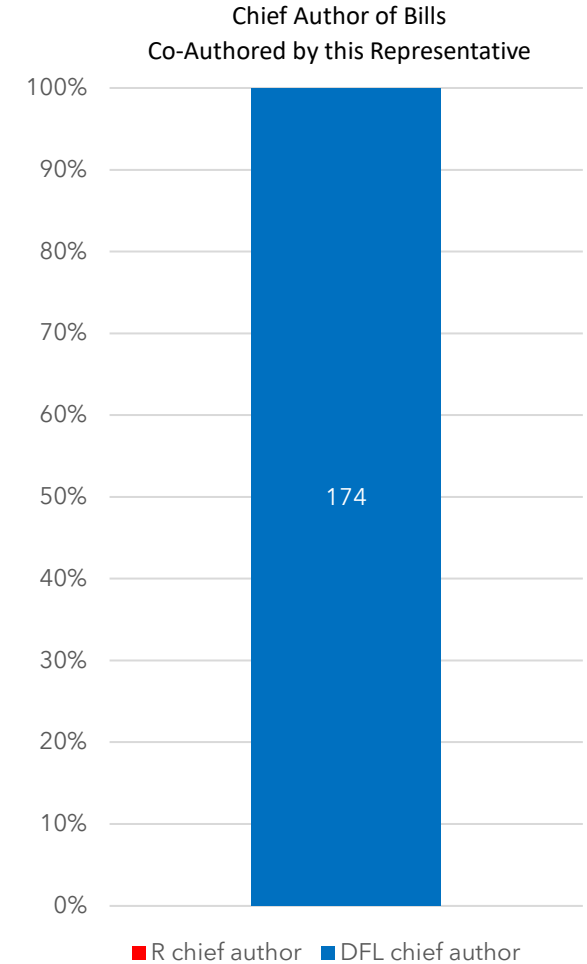
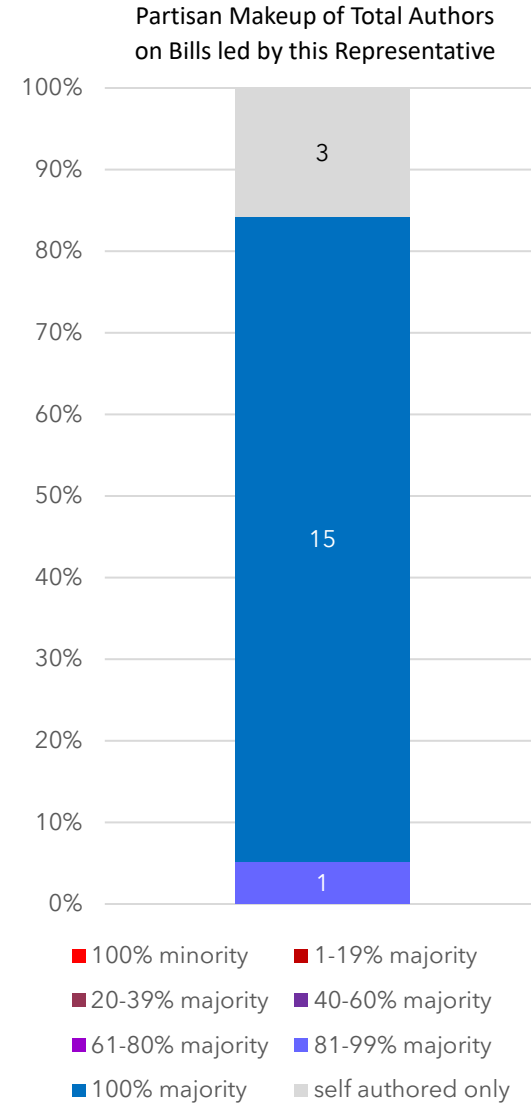
District 65B
1st Term

19 bills were introduced by Representative Pérez-Vega:

- 3 (16%) bills were sole-authored
- 15 (79%) bills had co-authors only from her own party
- 1 (5%) bills had at least one member of another party

Representative Pérez-Vega co-signed 174 bills:

- 174 (100%) of those bills had a chief author from her own party
- 0 (0%) had a chief author from another party



Representative Bernie Perryman (R)

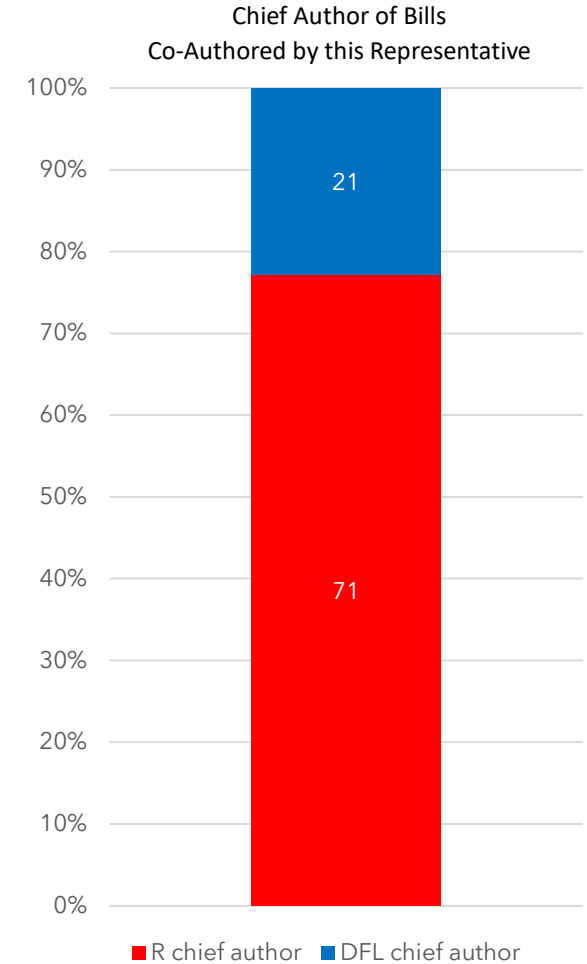
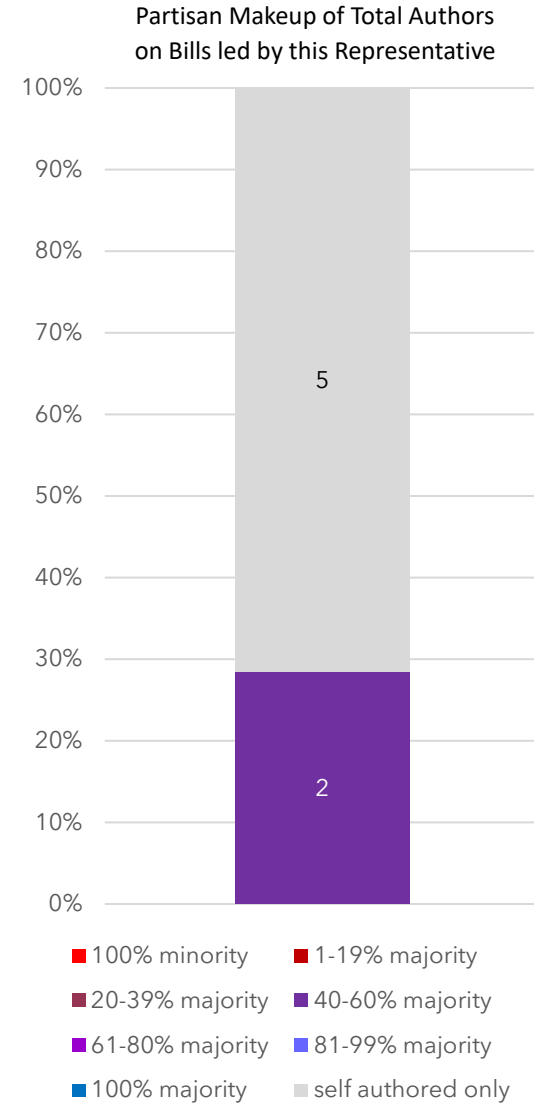
District 14A
1st Term

7 bills were introduced by Representative Perryman:

- 5 (71%) bills were sole-authored
- 0 (0%) bills had co-authors only from her own party
- 2 (29%) bills had at least one member of another party

Representative Perryman co-signed 92 bills:

- 71 (77%) of those bills had a chief author from her own party
- 21 (23%) had a chief author from another party



Representative John Petersburg (R)

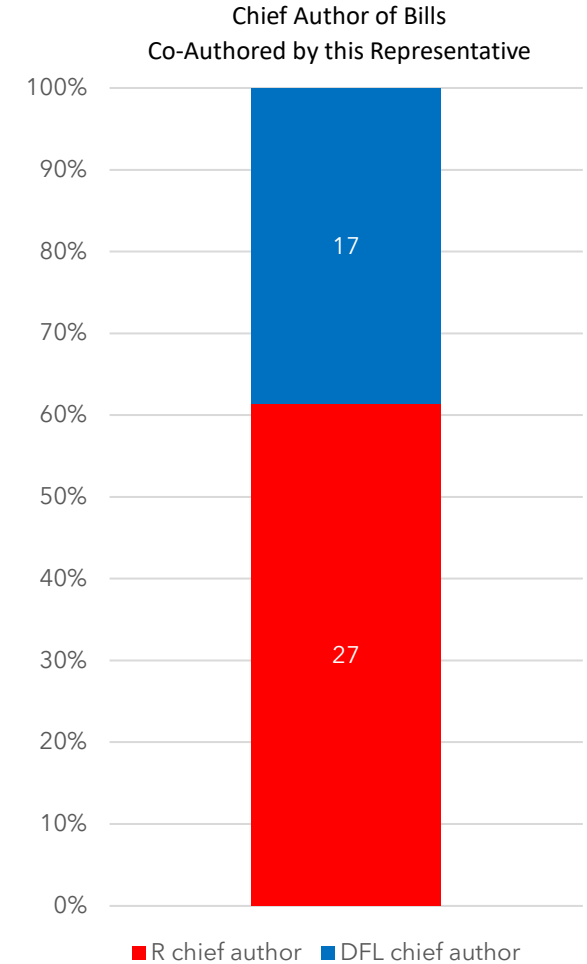
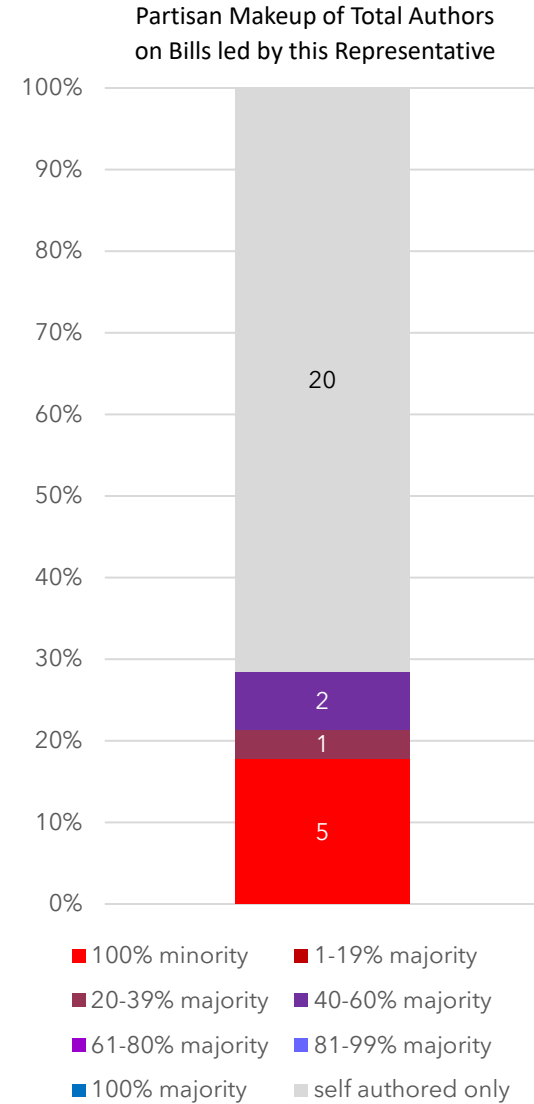
District 19B
6th Term

28 bills were introduced by Representative Petersburg:

- 20 (71%) bills were sole-authored
- 5 (18%) bills had co-authors only from his own party
- 3 (11%) bills had at least one member of another party

Representative Petersburg co-signed 44 bills:

- 27 (61%) of those bills had a chief author from his own party
- 17 (39%) had a chief author from another party



Representative Brian Pfarr (R)

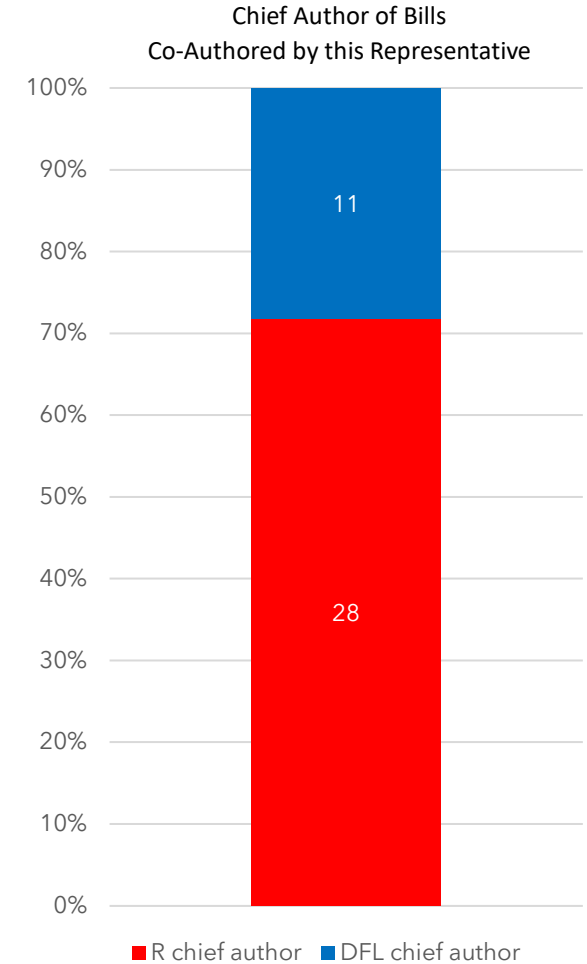
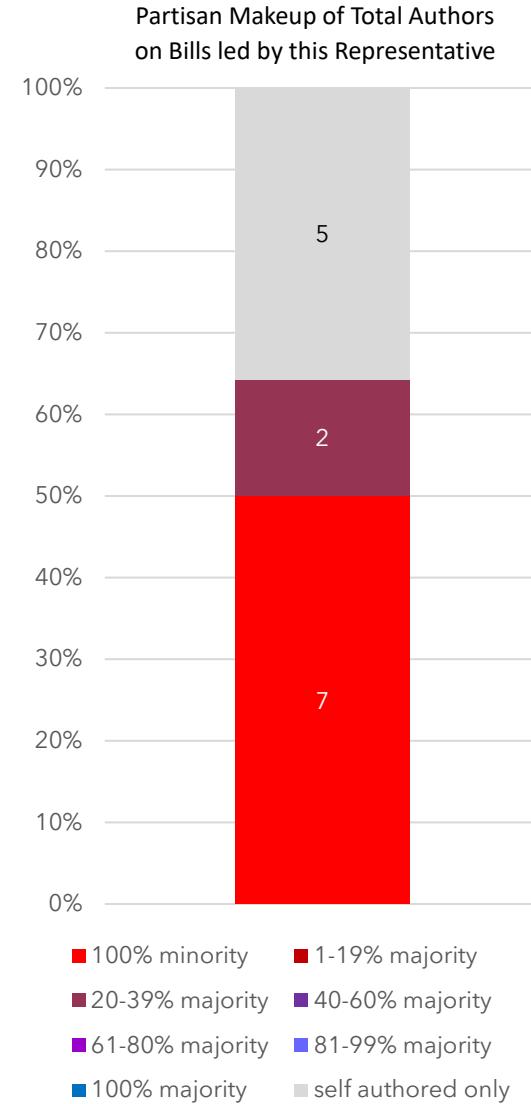
District 22B
2nd Term

14 bills were introduced by Representative Pfarr:

- 5 (36%) bills were sole-authored
- 7 (50%) bills had co-authors only from his own party
- 2 (14%) bills had at least one member of another party

Representative Pfarr co-signed 39 bills:

- 28 (72%) of those bills had a chief author from his own party
- 11 (28%) had a chief author from another party



Representative Dave Pinto (DFL)

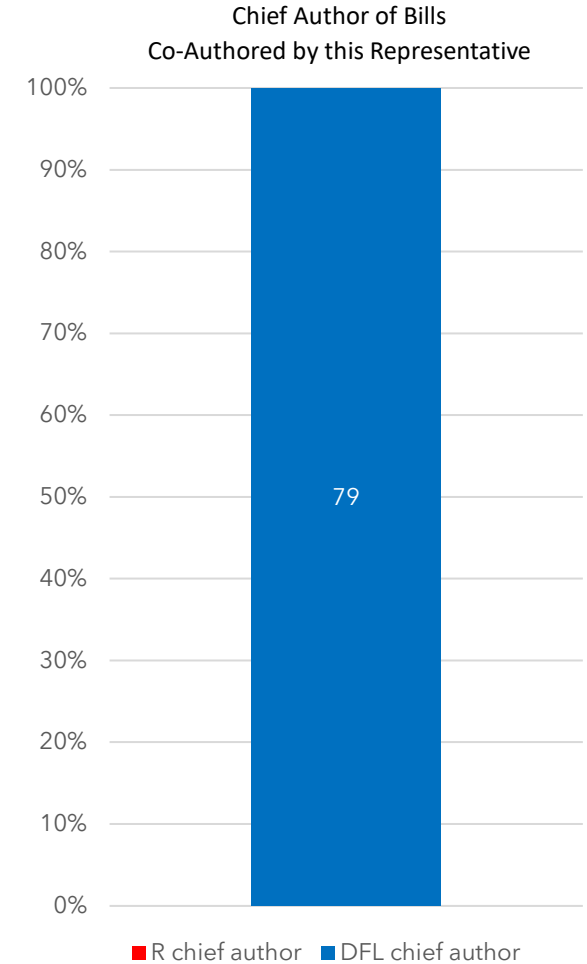
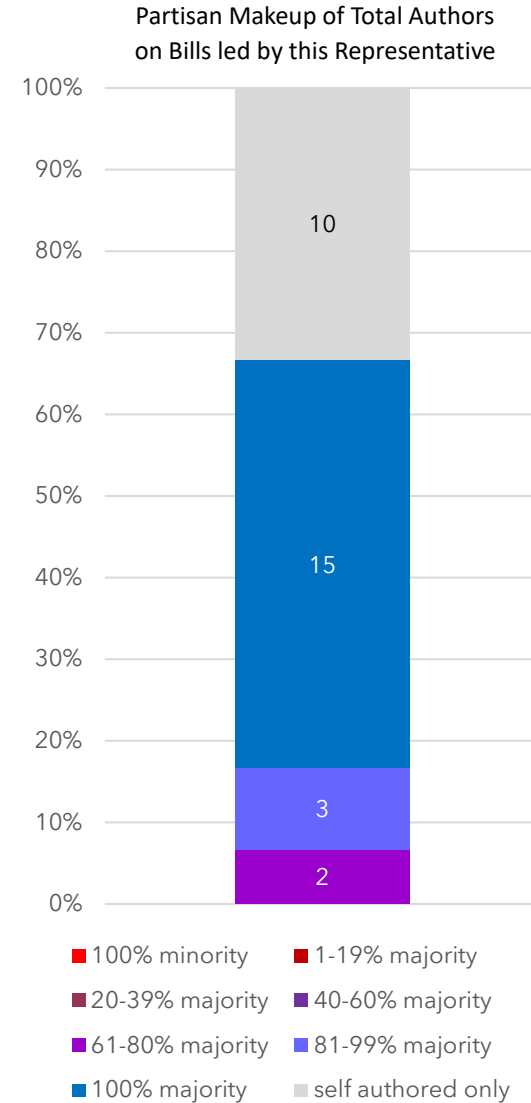
District 64B
5th Term

30 bills were introduced by Representative Pinto:

- 10 (33%) bills were sole-authored
- 15 (50%) bills had co-authors only from his own party
- 5 (17%) bills had at least one member of another party

Representative Pinto co-signed 79 bills:

- 79 (100%) of those bills had a chief author from his own party
- 0 (0%) had a chief author from another party



Representative Laurie Pryor (DFL)

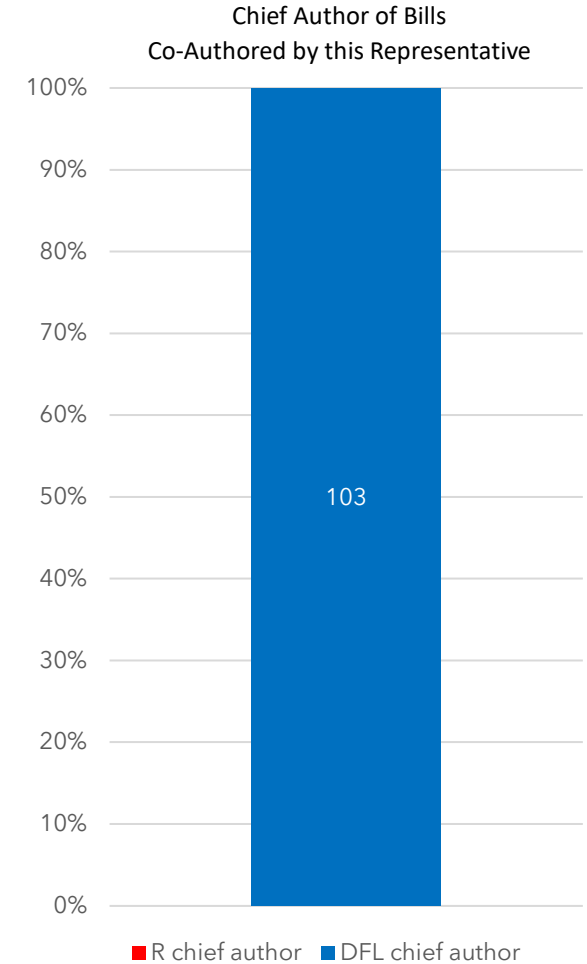
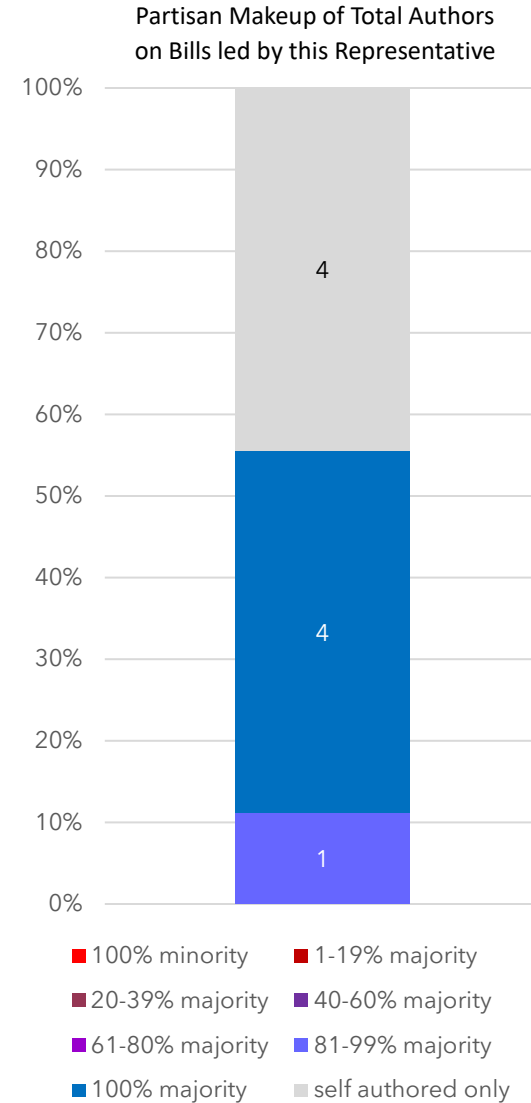
District 49A
4th Term

9 bills were introduced by Representative Pryor:

- 4 (44%) bills were sole-authored
- 4 (44%) bills had co-authors only from her own party
- 1 (11%) bills had at least one member of another party

Representative Pryor co-signed 103 bills:

- 103 (100%) of those bills had a chief author from her own party
- 0 (0%) had a chief author from another party



Representative Kristi Pursell (DFL)

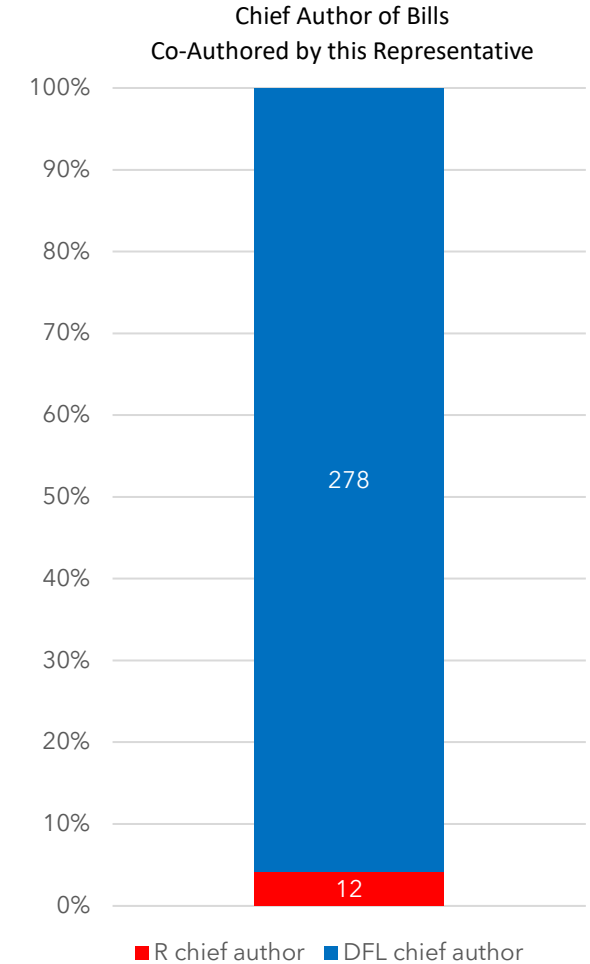
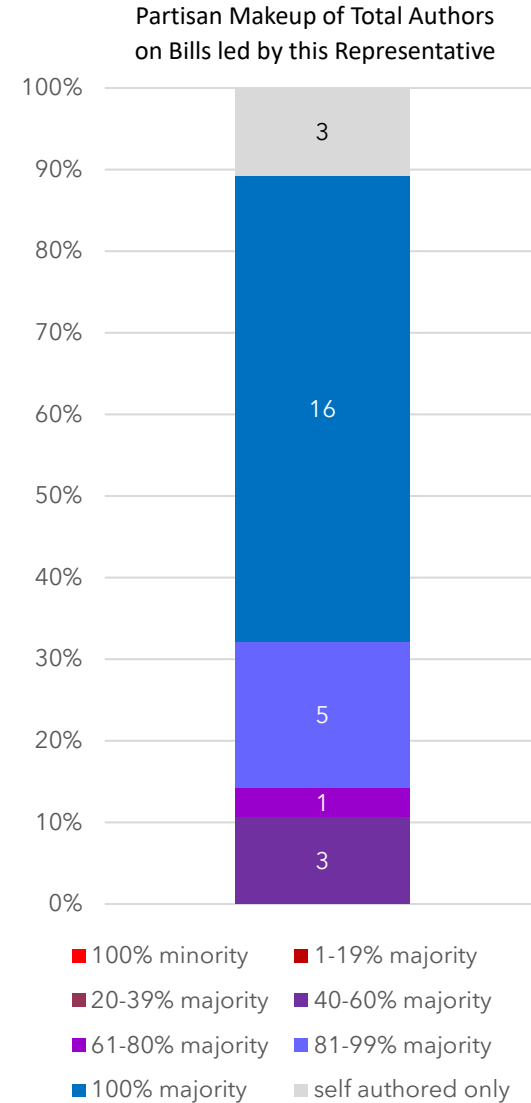
District 58A
1st Term

28 bills were introduced by Representative Pursell:

- 3 (11%) bills were sole-authored
- 16 (57%) bills had co-authors only from her own party
- 9 (32%) bills had at least one member of another party

Representative Pursell co-signed 290 bills:

- 278 (96%) of those bills had a chief author from her own party
- 12 (4%) had a chief author from another party



Representative Duane Quam (R)

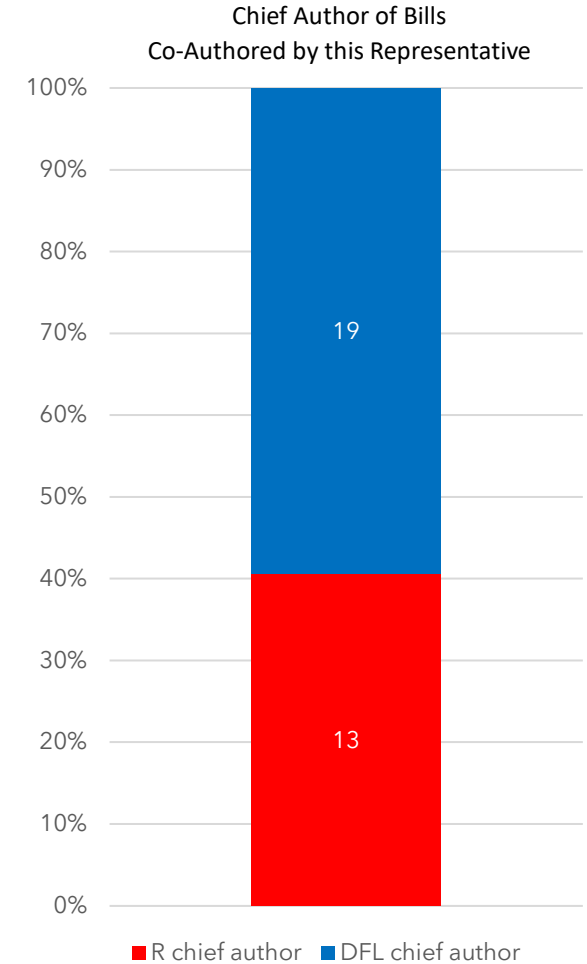
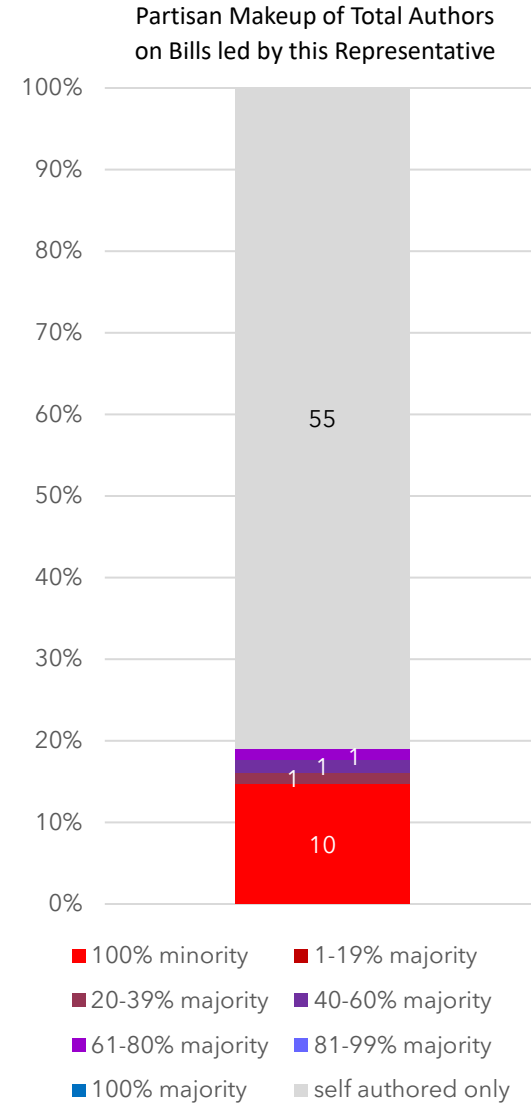
District 24A
7th Term

68 bills were introduced by Representative Quam:

- 55 (81%) bills were sole-authored
- 10 (15%) bills had co-authors only from his own party
- 3 (4%) bills had at least one member of another party

Representative Quam co-signed 32 bills:

- 13 (41%) of those bills had a chief author from his own party
- 19 (59%) had a chief author from another party



Representative Marion [O'Neill] Rarick (R)

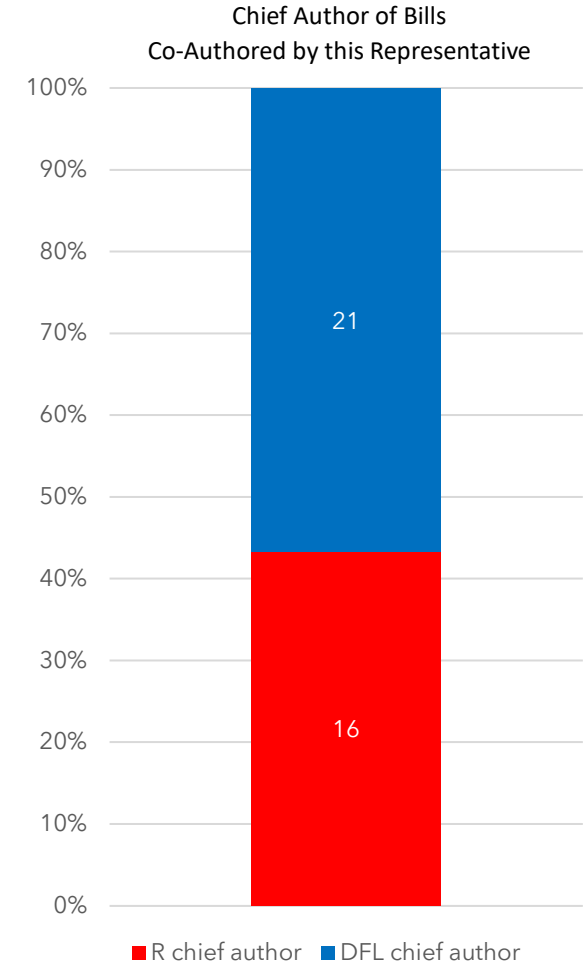
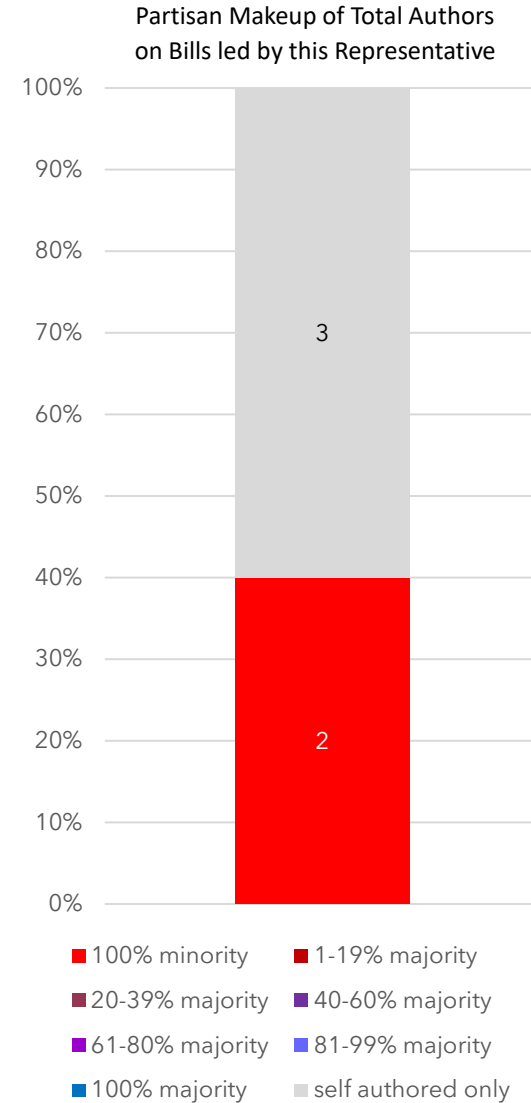
District 29B
6th Term

5 bills were introduced by Representative Rarick:

- 3 (60%) bills were sole-authored
- 2 (40%) bills had co-authors only from her own party
- 0 (0%) bills had at least one member of another party

Representative Rarick co-signed 37 bills:

- 16 (43%) of those bills had a chief author from her own party
- 21 (57%) had a chief author from another party



Representative Lucy Rehm (DFL)

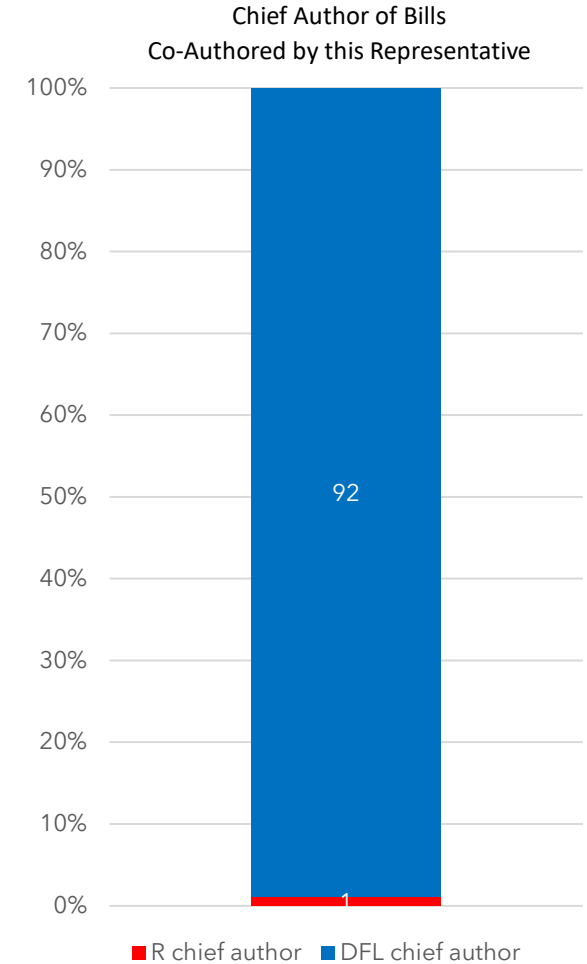
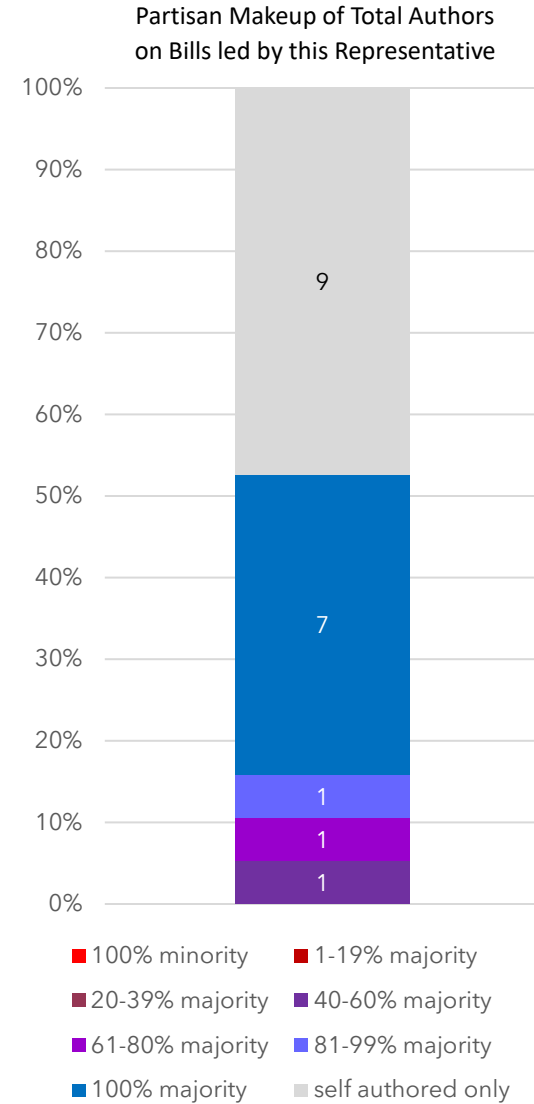
District 48B
1st Term

19 bills were introduced by Representative Rehm:

- 9 (47%) bills were sole-authored
- 7 (37%) bills had co-authors only from her own party
- 3 (16%) bills had at least one member of another party

Representative Rehm co-signed 93 bills:

- 92 (99%) of those bills had a chief author from her own party
- 1 (1%) had a chief author from another party



Representative Liz Reyer (DFL)

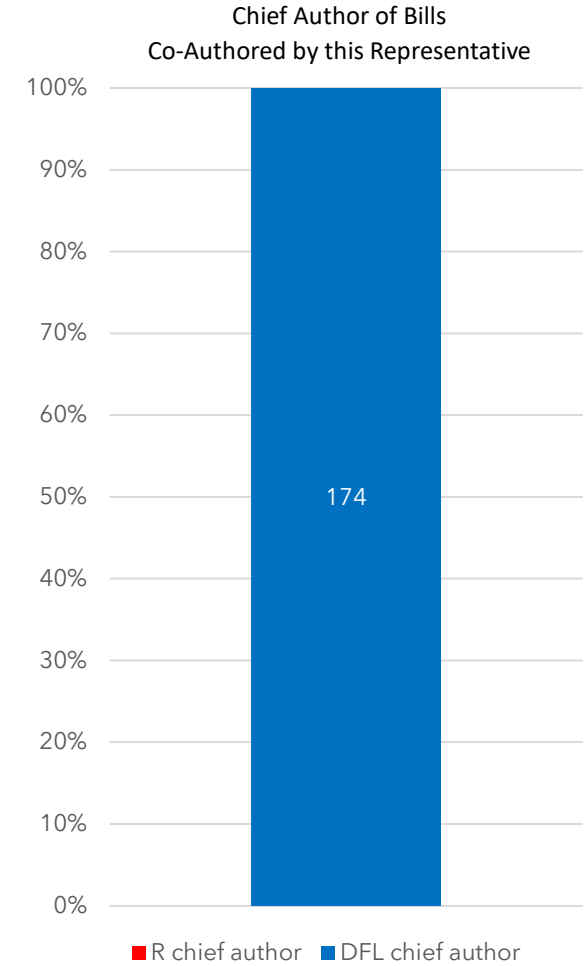
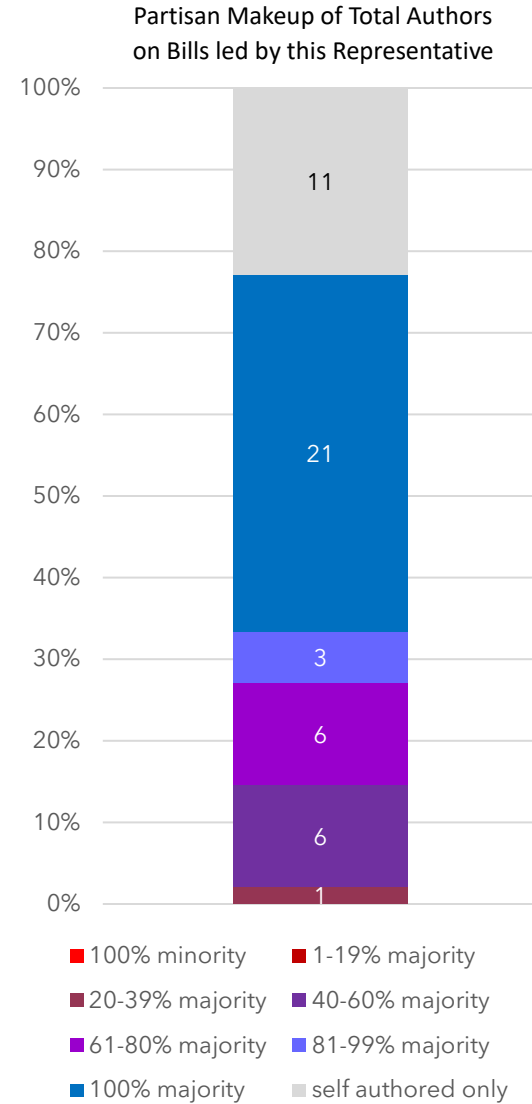
District 52A
2nd Term

48 bills were introduced by Representative Reyer:

- 11 (23%) bills were sole-authored
- 21 (44%) bills had co-authors only from her own party
- 16 (33%) bills had at least one member of another party

Representative Reyer co-signed 174 bills:

- 174 (100%) of those bills had a chief author from her own party
- 0 (0%) had a chief author from another party



Representative Ruth Richardson (DFL)

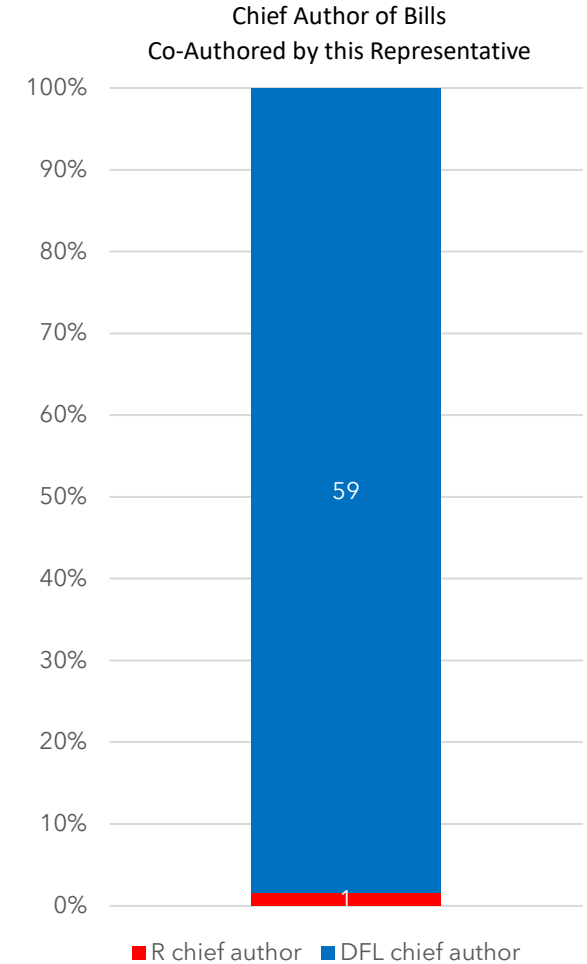
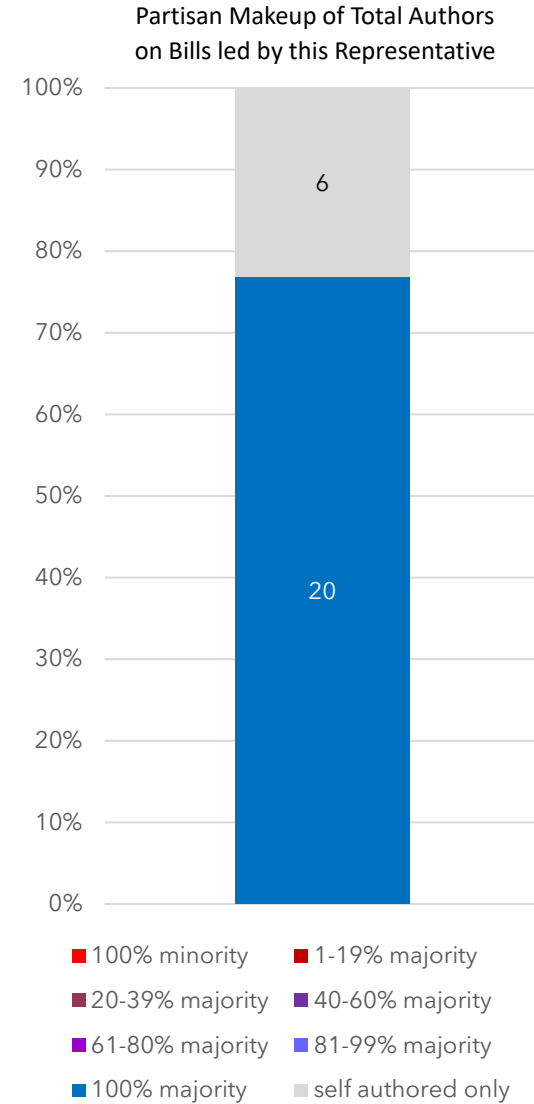
District 52B
3rd Term

26 bills were introduced by Representative Richardson:

- 6 (23%) bills were sole-authored
- 20 (77%) bills had co-authors only from her own party
- 0 (0%) bills had at least one member of another party

Representative Richardson co-signed 60 bills:

- 59 (98%) of those bills had a chief author from her own party
- 1 (2%) had a chief author from another party



Representative Kristin Robbins (R)

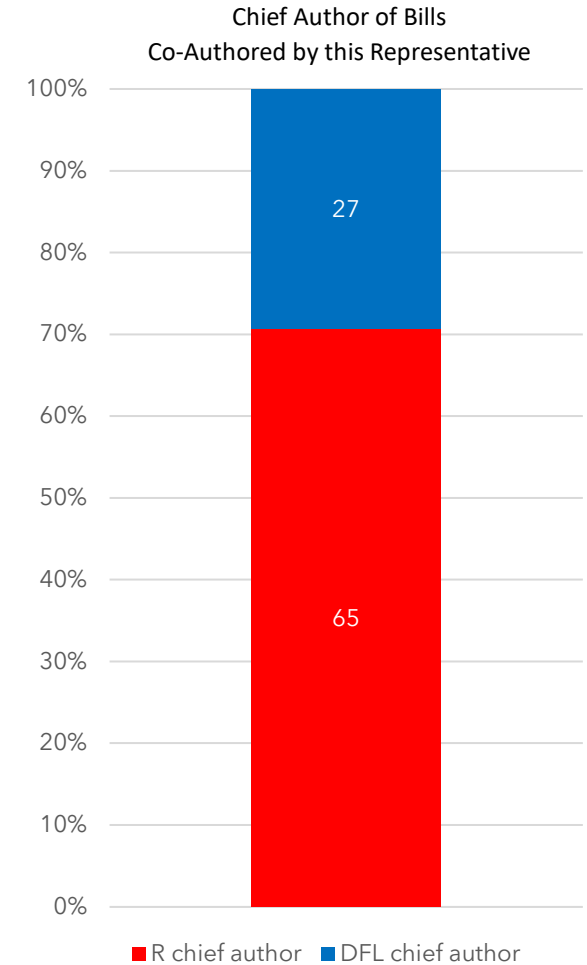
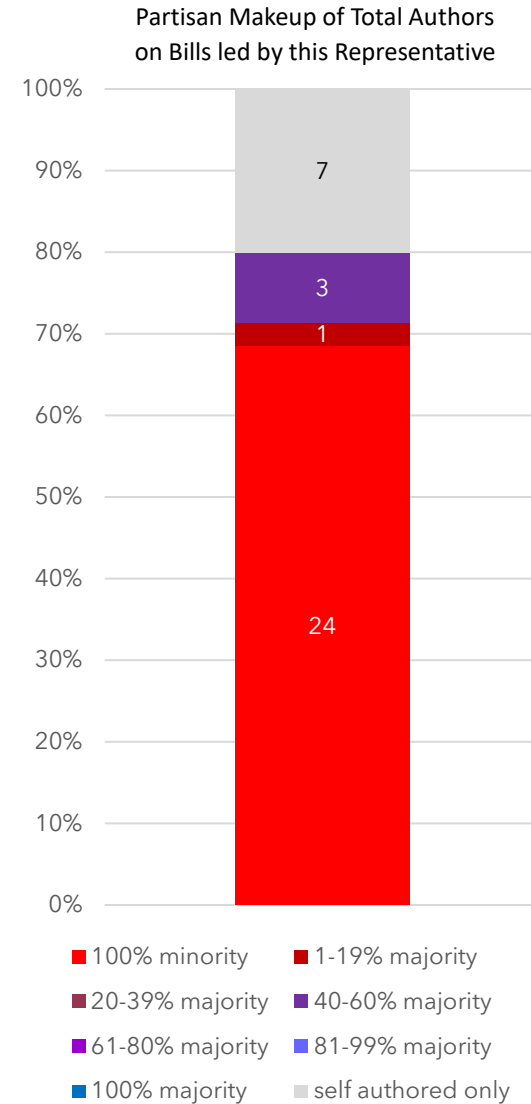
District 37A
3rd Term

35 bills were introduced by Representative Robbins:

- 7 (20%) bills were sole-authored
- 24 (69%) bills had co-authors only from her own party
- 4 (11%) bills had at least one member of another party

Representative Robbins co-signed 92 bills:

- 65 (71%) of those bills had a chief author from her own party
- 27 (29%) had a chief author from another party



Representative Joe Schomacker (R)

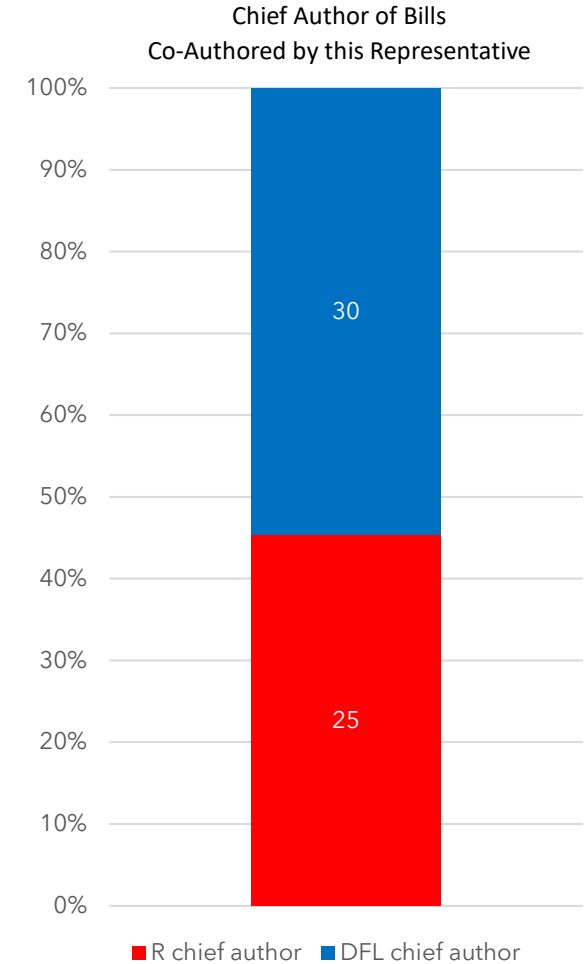
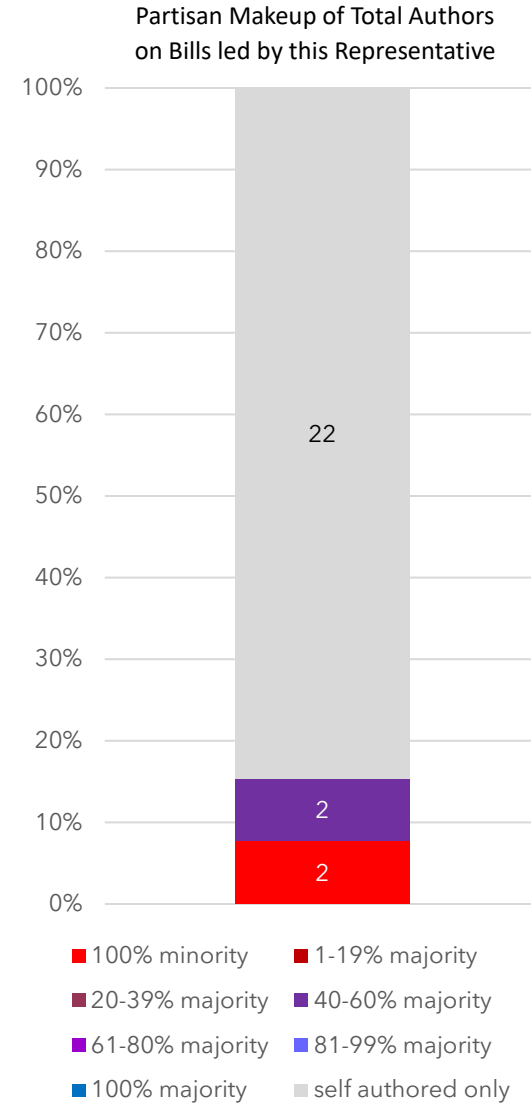
District 21A
7th Term

26 bills were introduced by Representative Schomacker:

- 22 (84%) bills were sole-authored
- 2 (8%) bills had co-authors only from his own party
- 2 (8%) bills had at least one member of another party

Representative Schomacker co-signed 55 bills:

- 25 (45%) of those bills had a chief author from his own party
- 30 (55%) had a chief author from another party



Representative Isaac Schultz (R)

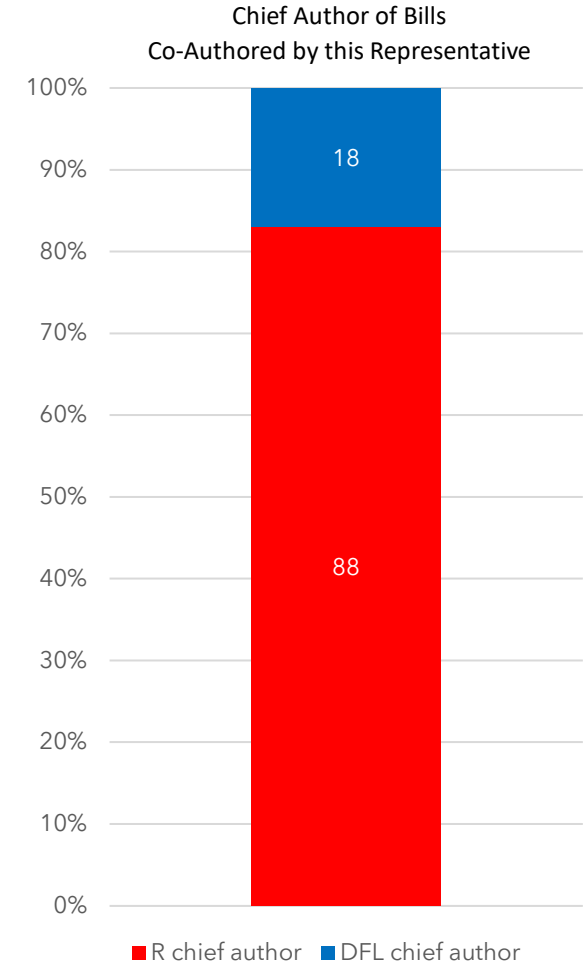
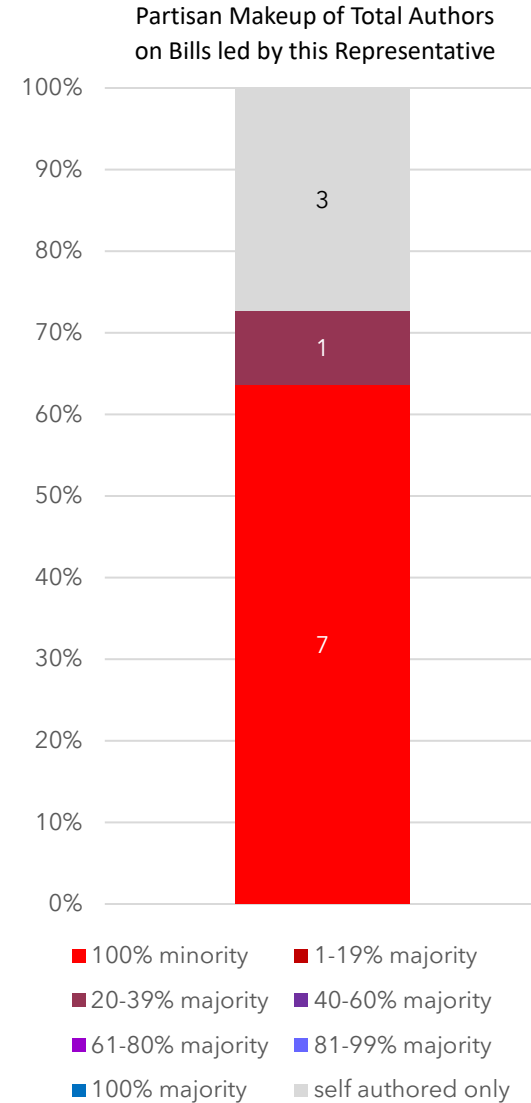
District 10B
1st Term

11 bills were introduced by Representative Schultz:

- 3 (27%) bills were sole-authored
- 7 (64%) bills had co-authors only from his own party
- 1 (9%) bills had at least one member of another party

Representative Schultz co-signed 106 bills:

- 88 (83%) of those bills had a chief author from his own party
- 18 (17%) had a chief author from another party



Representative Peggy Scott (R)

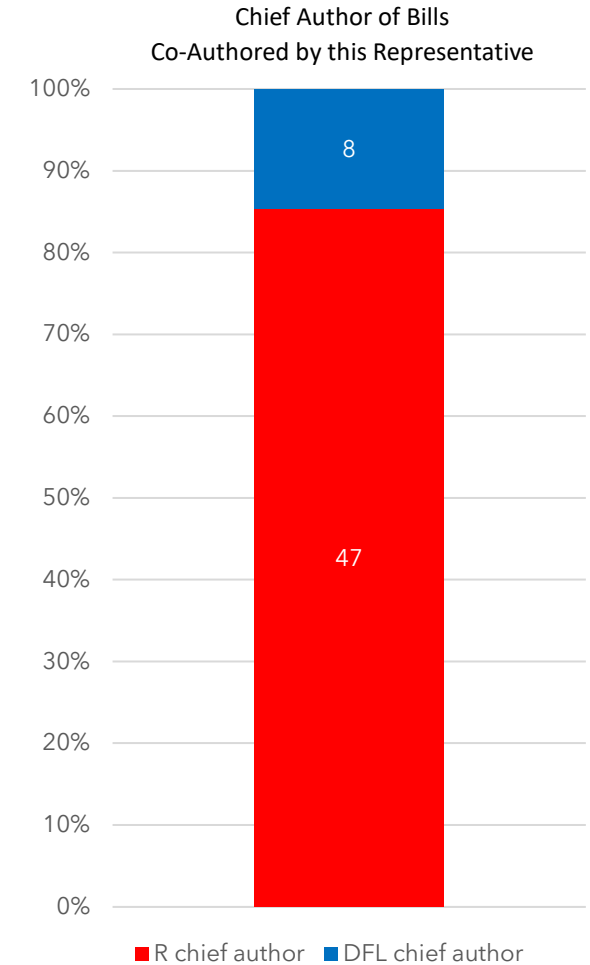
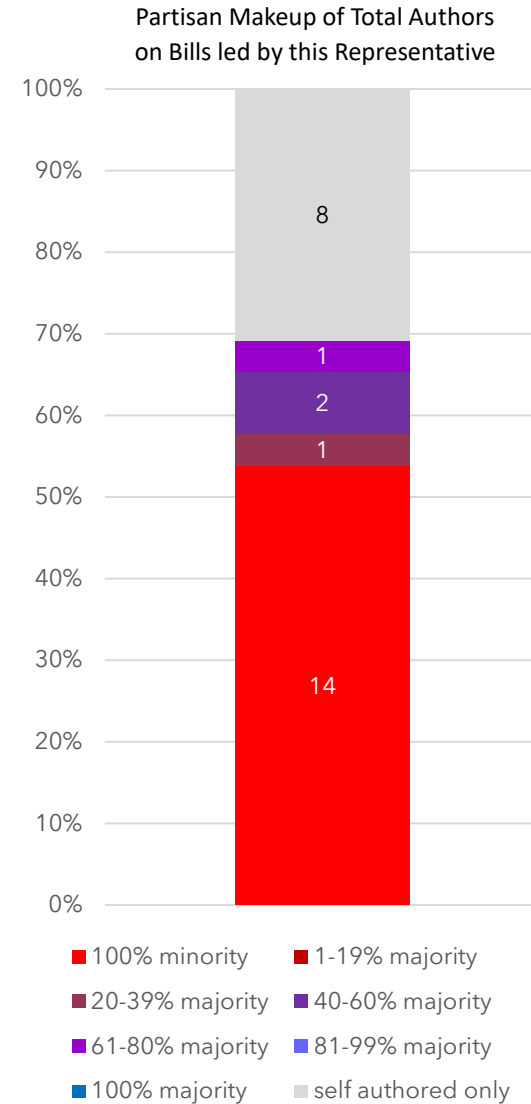
District 31B
8th Term

26 bills were introduced by Representative Scott:

- 8 (31%) bills were sole-authored
- 14 (54%) bills had co-authors only from her own party
- 4 (15%) bills had at least one member of another party

Representative Scott co-signed 55 bills:

- 47 (85%) of those bills had a chief author from her own party
- 8 (15%) had a chief author from another party



Representative Samantha Sencer-Mura (DFL)

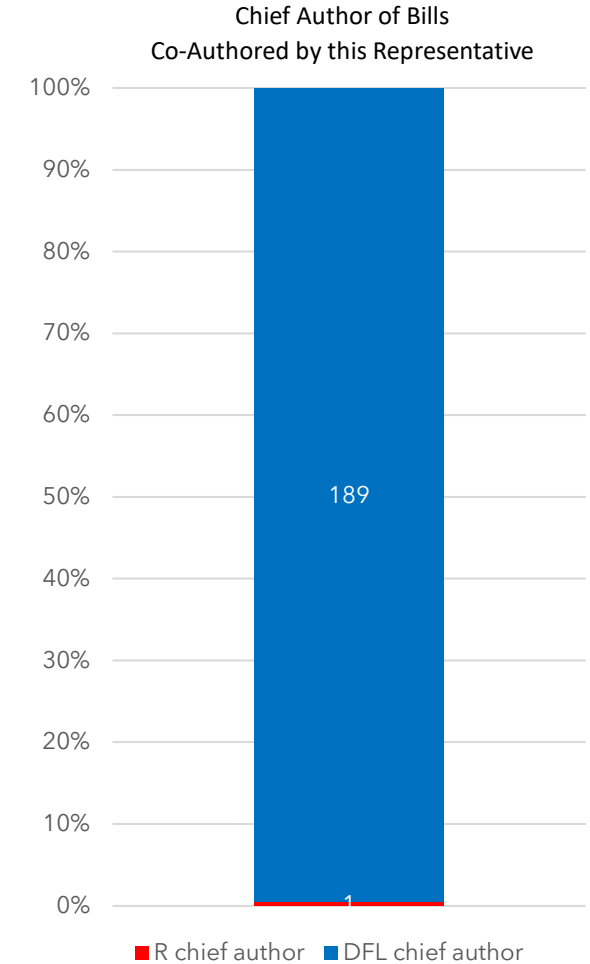
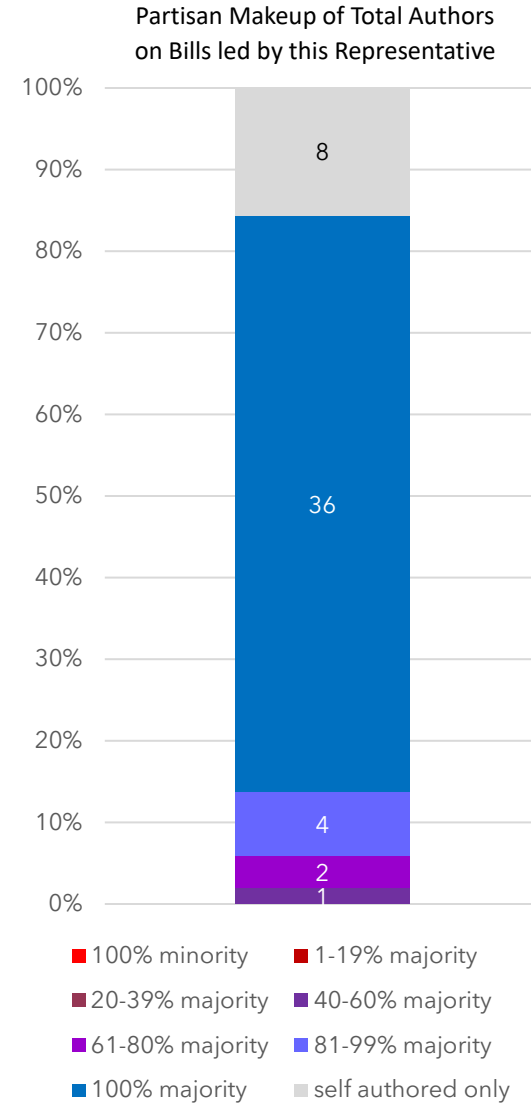
District 63A
1st Term

51 bills were introduced by Representative Sencer-Mura:

- 8 (16%) bills were sole-authored
- 36 (70%) bills had co-authors only from her own party
- 7 (14%) bills had at least one member of another party

Representative Sencer-Mura co-signed 190 bills:

- 189 (99%) of those bills had a chief author from her own party
- 1 (1%) had a chief author from another party



Representative Roger Skraba (R)

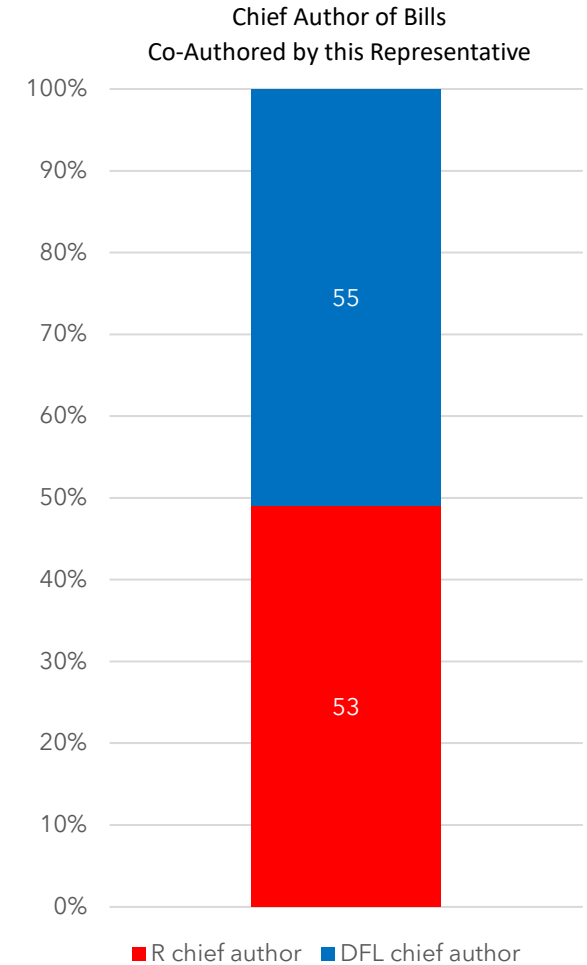
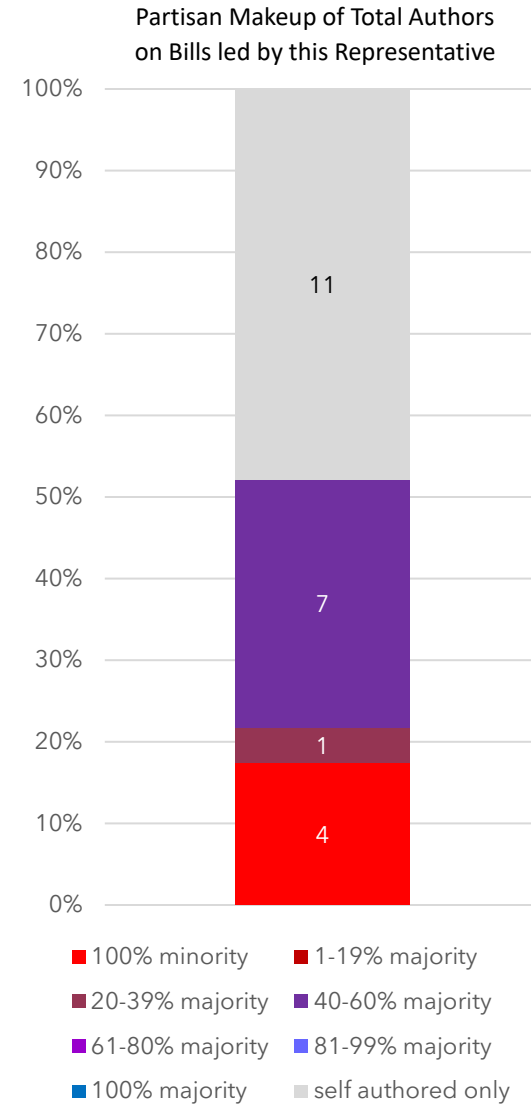
District 03A
1st Term

23 bills were introduced by Representative Skraba:

- 11 (47%) bills were sole-authored
- 4 (17%) bills had co-authors only from his own party
- 8 (36%) bills had at least one member of another party

Representative Skraba co-signed 108 bills:

- 53 (49%) of those bills had a chief author from his own party
- 55 (51%) had a chief author from another party



Representative Andy Smith (DFL)

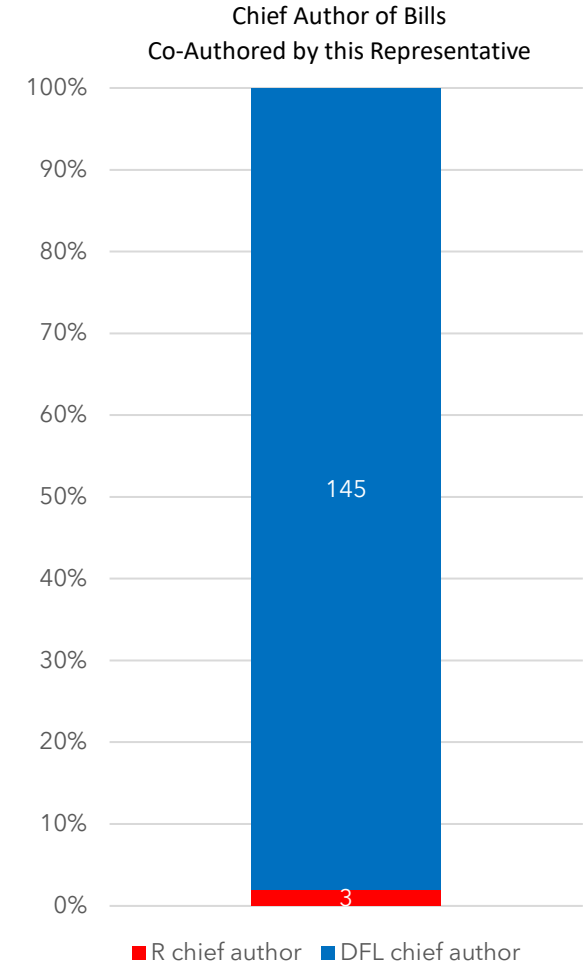
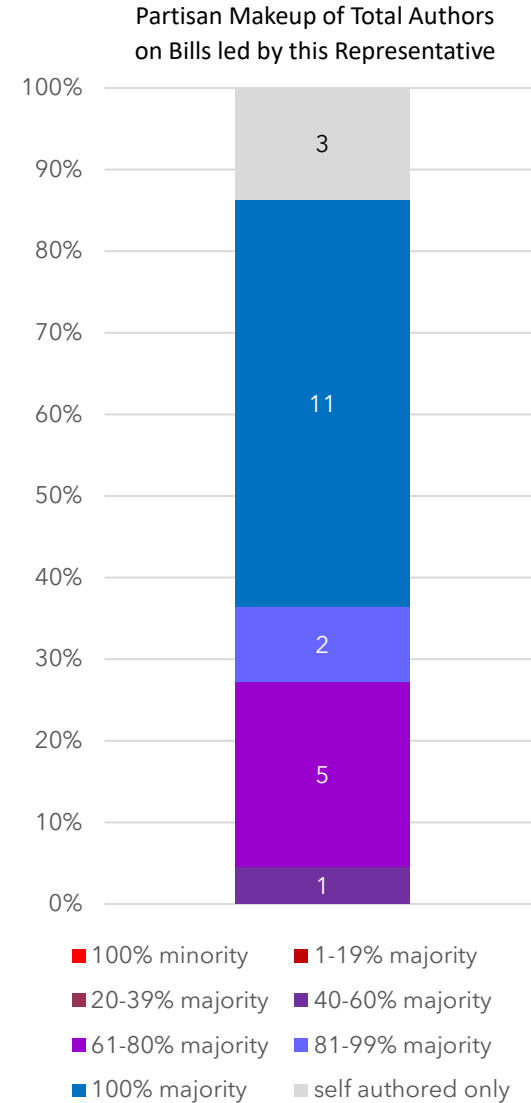
District 25B
1st Term

22 bills were introduced by Representative Smith:

- 3 (14%) bills were sole-authored
- 11 (50%) bills had co-authors only from his own party
- 8 (36%) bills had at least one member of another party

Representative Smith co-signed 148 bills:

- 145 (98%) of those bills had a chief author from his own party
- 3 (2%) had a chief author from another party



Representative Zack Stephenson (DFL)

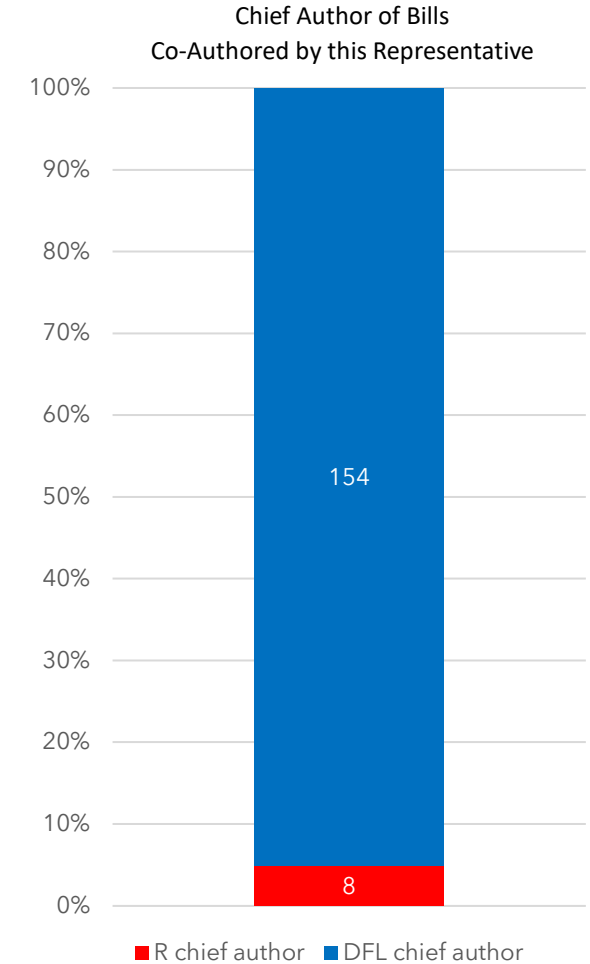
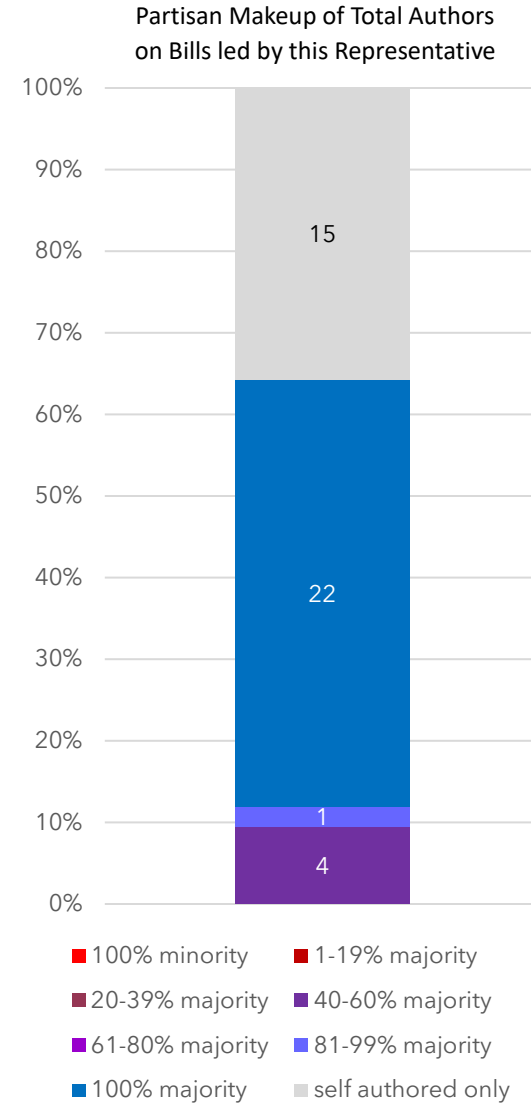
District 35A
3rd Term

42 bills were introduced by Representative Stephenson:

- 15 (36%) bills were sole-authored
- 22 (52%) bills had co-authors only from his own party
- 5 (12%) bills had at least one member of another party

Representative Stephenson co-signed 162 bills:

- 154 (95%) of those bills had a chief author from his own party
- 8 (5%) had a chief author from another party



Representative Chris Swedzinski (R)

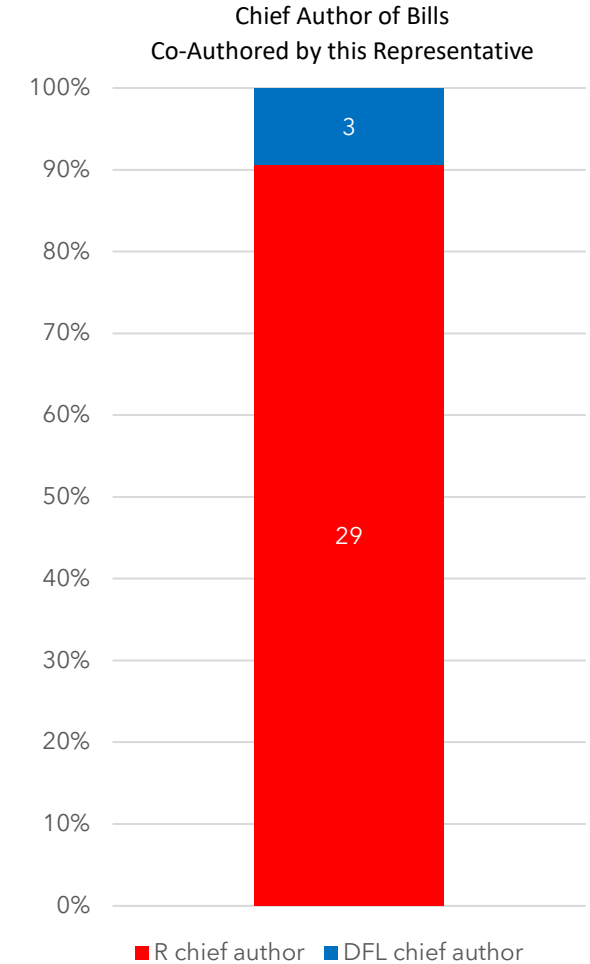
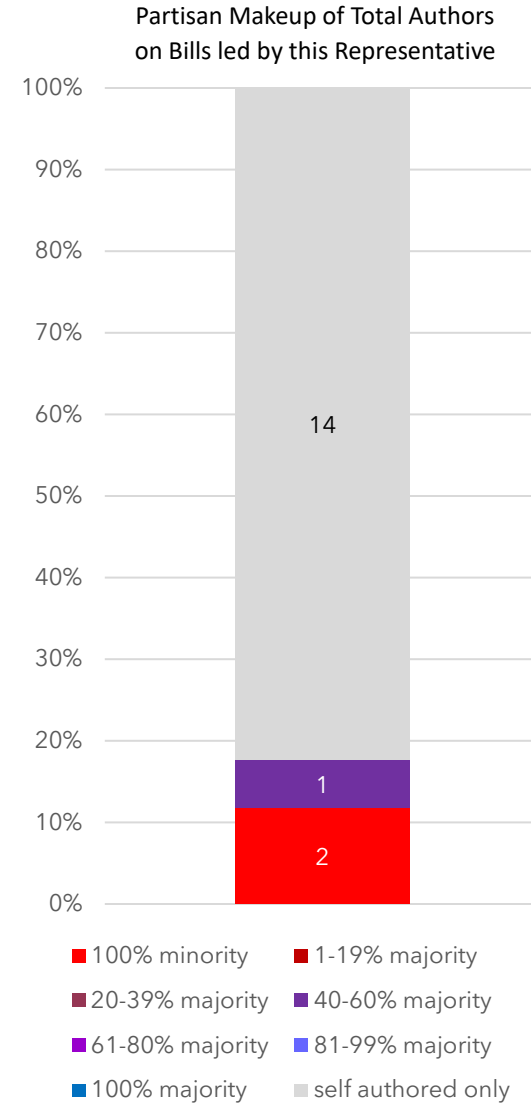
District 15A
7th Term

17 bills were introduced by Representative Swedzinski:

- 14 (82%) bills were sole-authored
- 2 (12%) bills had co-authors only from his own party
- 1 (6%) bills had at least one member of another party

Representative Swedzinski co-signed 32 bills:

- 29 (91%) of those bills had a chief author from his own party
- 3 (9%) had a chief author from another party



Representative Brad Tabke (DFL)

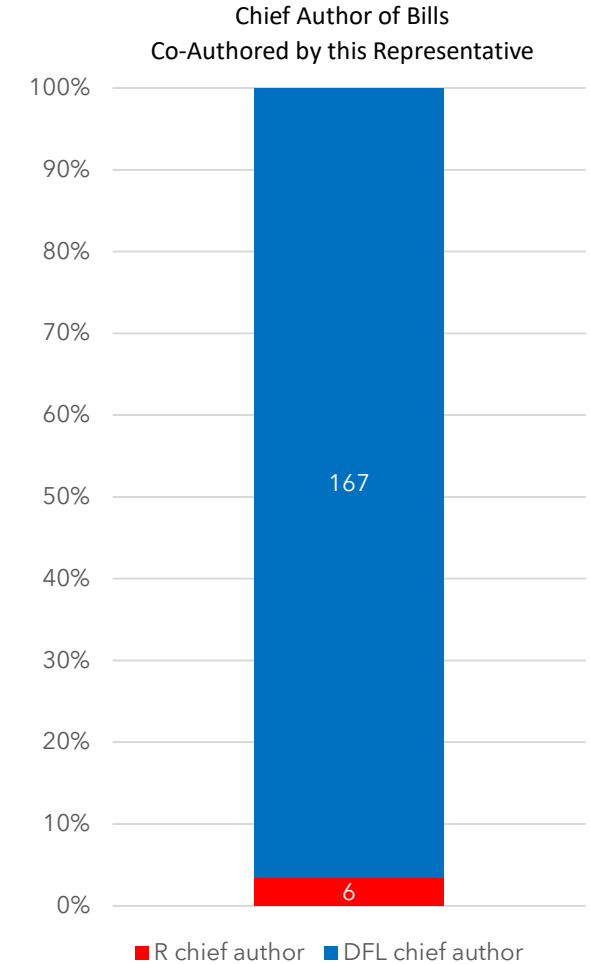
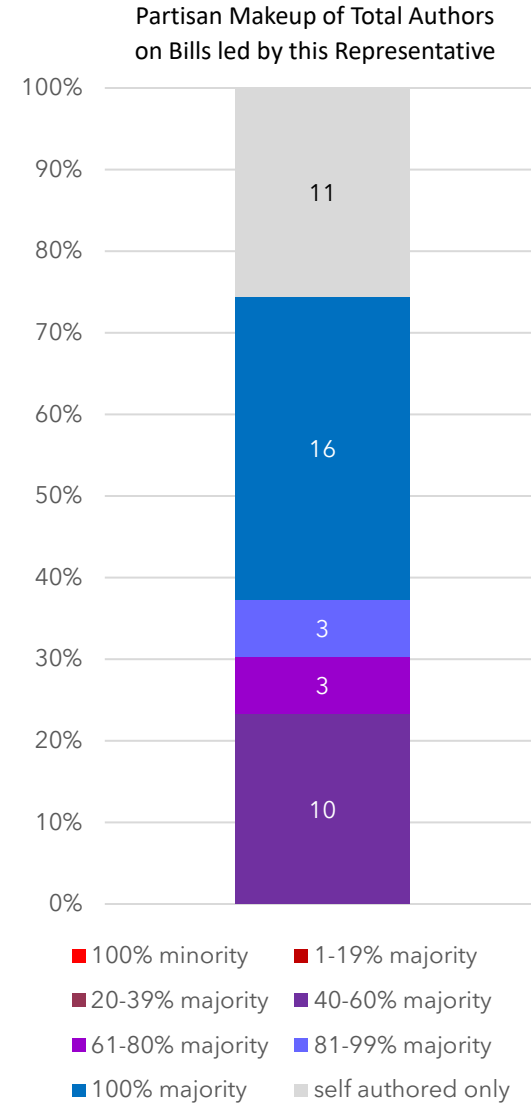
District 54A
2nd Term

43 bills were introduced by Representative Tabke:

- 11 (26%) bills were sole-authored
- 16 (37%) bills had co-authors only from his own party
- 16 (37%) bills had at least one member of another party

Representative Tabke co-signed 173 bills:

- 167 (97%) of those bills had a chief author from his own party
- 6 (3%) had a chief author from another party



Representative Paul Torkelson (R)

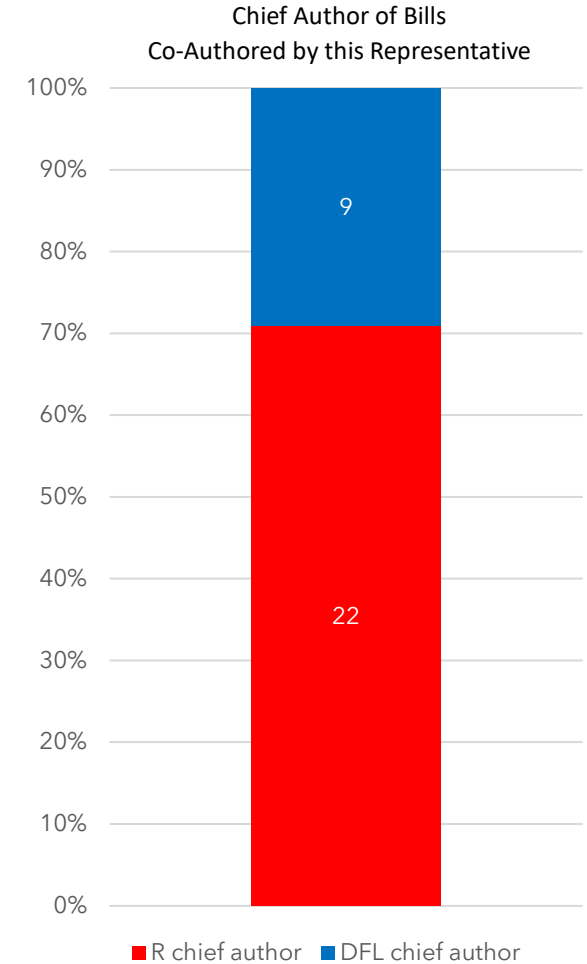
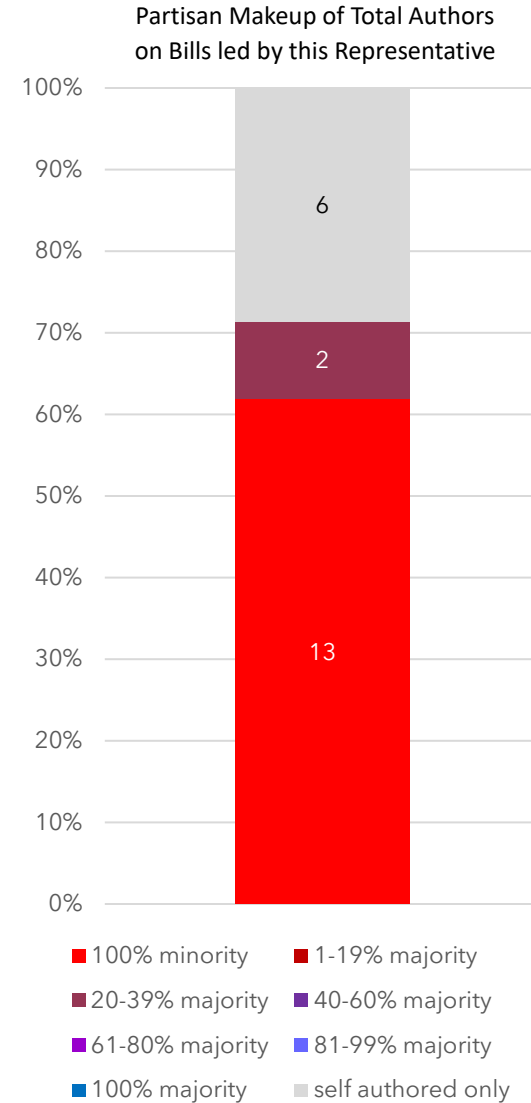
District 15B
8th Term

21 bills were introduced by Representative Torkelson:

- 6 (29%) bills were sole-authored
- 13 (62%) bills had co-authors only from his own party
- 2 (10%) bills had at least one member of another party

Representative Torkelson co-signed 31 bills:

- 22 (71%) of those bills had a chief author from his own party
- 9 (29%) had a chief author from another party



Representative Dean Urdahl (R)

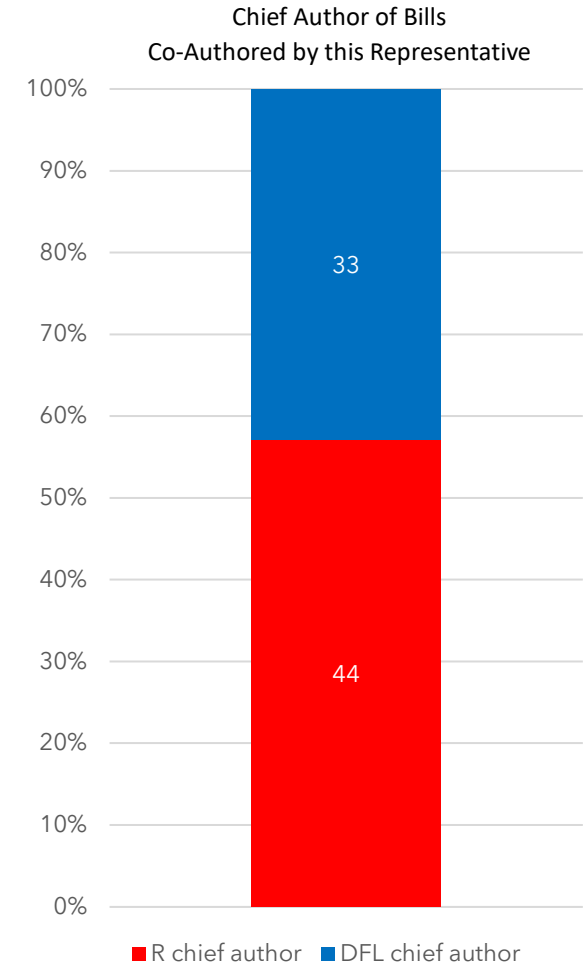
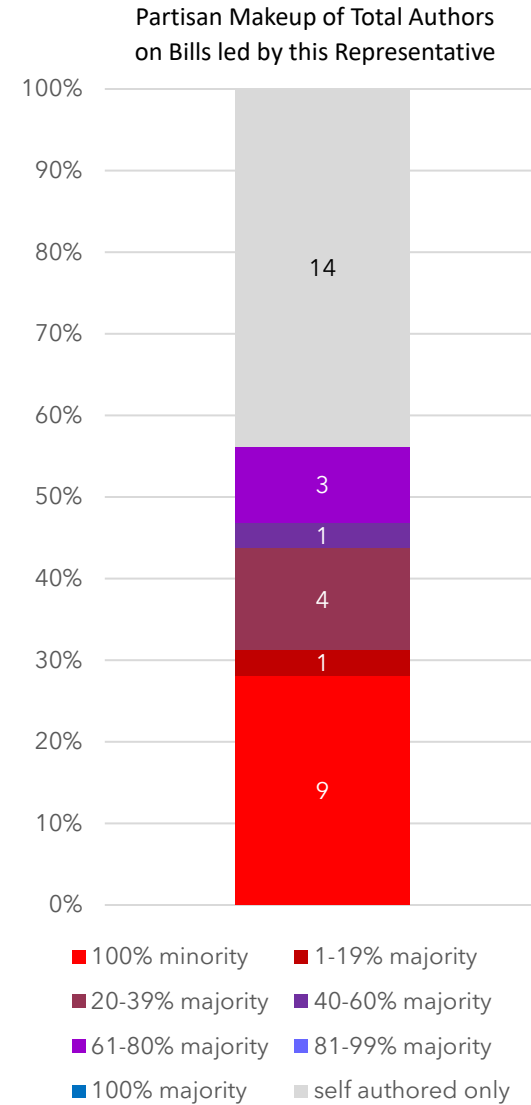
District 16A
11th Term

32 bills were introduced by Representative Urdahl:

- 14 (44%) bills were sole-authored
- 9 (28%) bills had co-authors only from his own party
- 9 (28%) bills had at least one member of another party

Representative Urdahl co-signed 77 bills:

- 44 (57%) of those bills had a chief author from his own party
- 33 (43%) had a chief author from another party



Representative Samantha Vang (DFL)

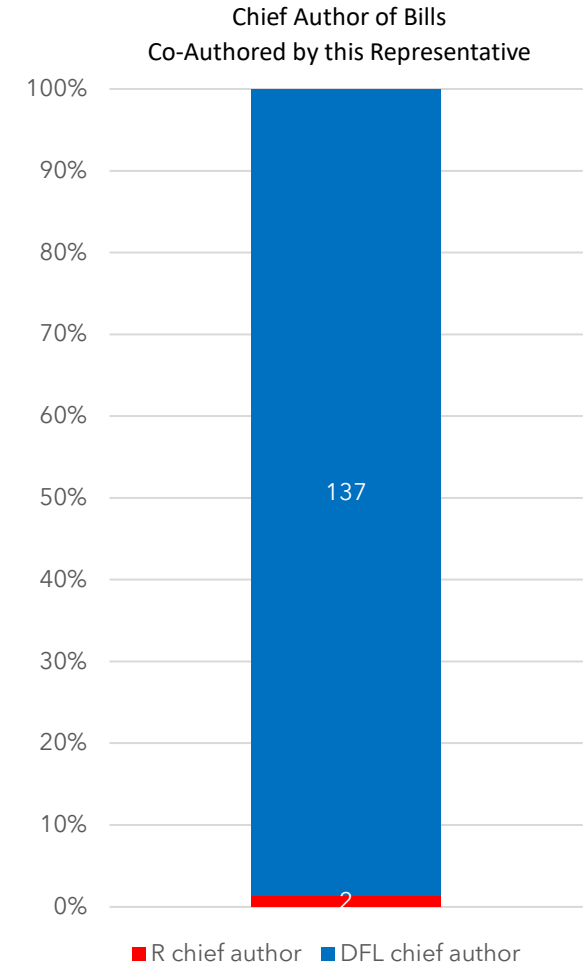
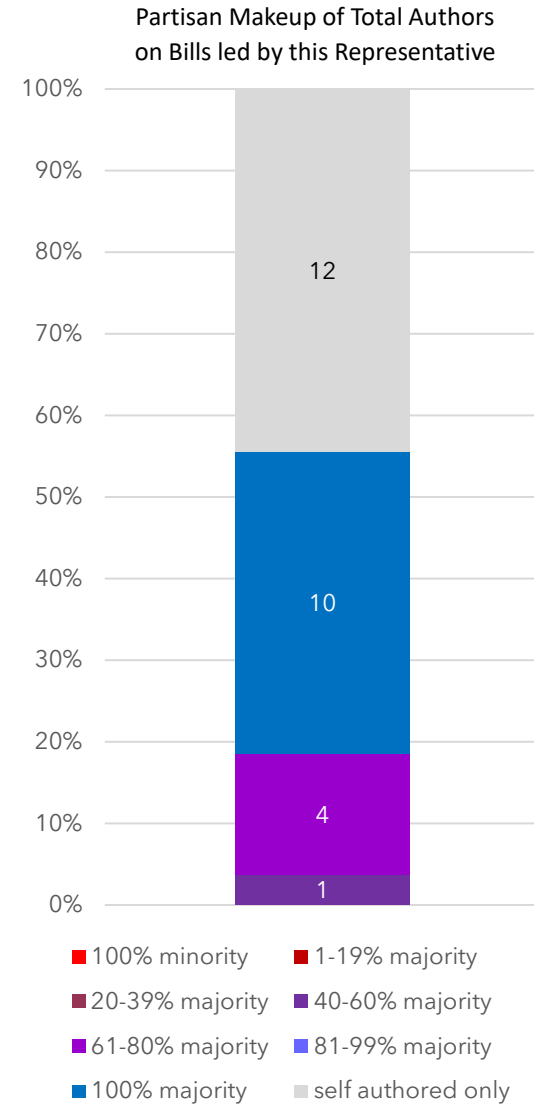
District 38B
3rd Term

27 bills were introduced by Representative Vang:

- 12 (44%) bills were sole-authored
- 10 (37%) bills had co-authors only from her own party
- 5 (19%) bills had at least one member of another party

Representative Vang co-signed 139 bills:

- 137 (99%) of those bills had a chief author from her own party
- 2 (1%) had a chief author from another party



Representative Nolan West (R)

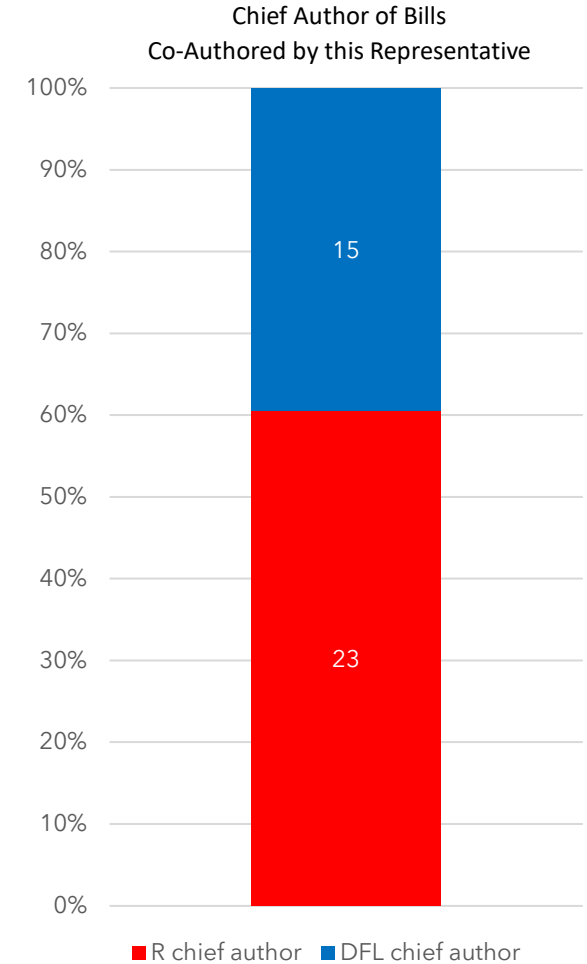
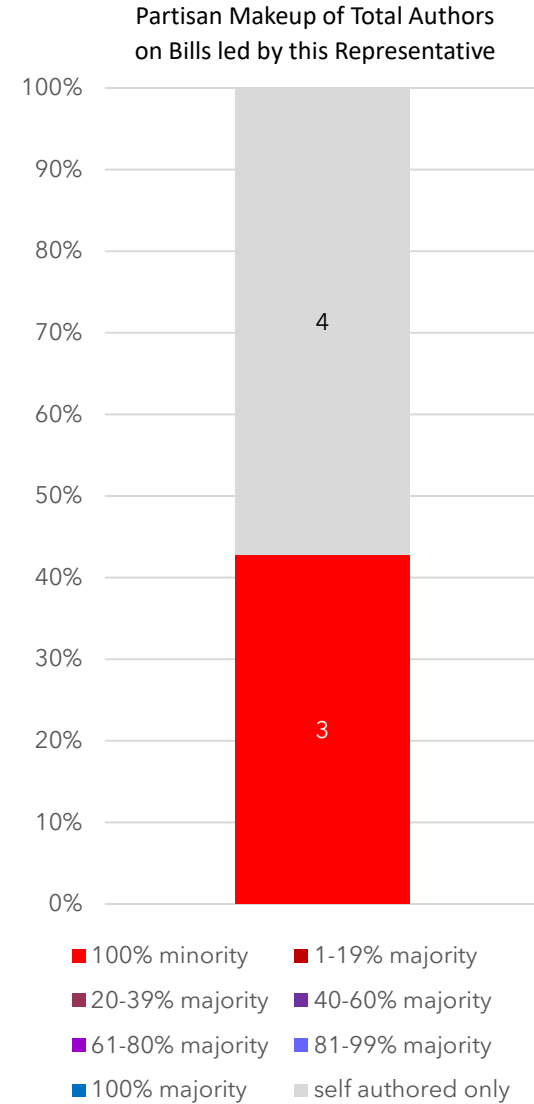
District 32A
4th Term

7 bills were introduced by Representative West:

- 4 (57%) bills were sole-authored
- 3 (43%) bills had co-authors only from his own party
- 0 (0%) bills had at least one member of another party

Representative West co-signed 38 bills:

- 23 (61%) of those bills had a chief author from his own party
- 15 (39%) had a chief author from another party



Representative Mike Wiener (R)

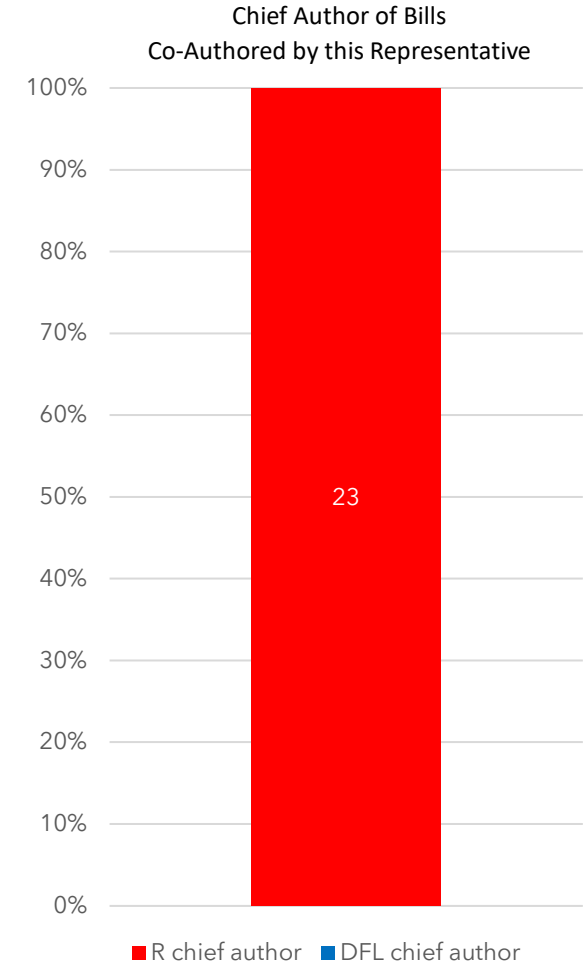
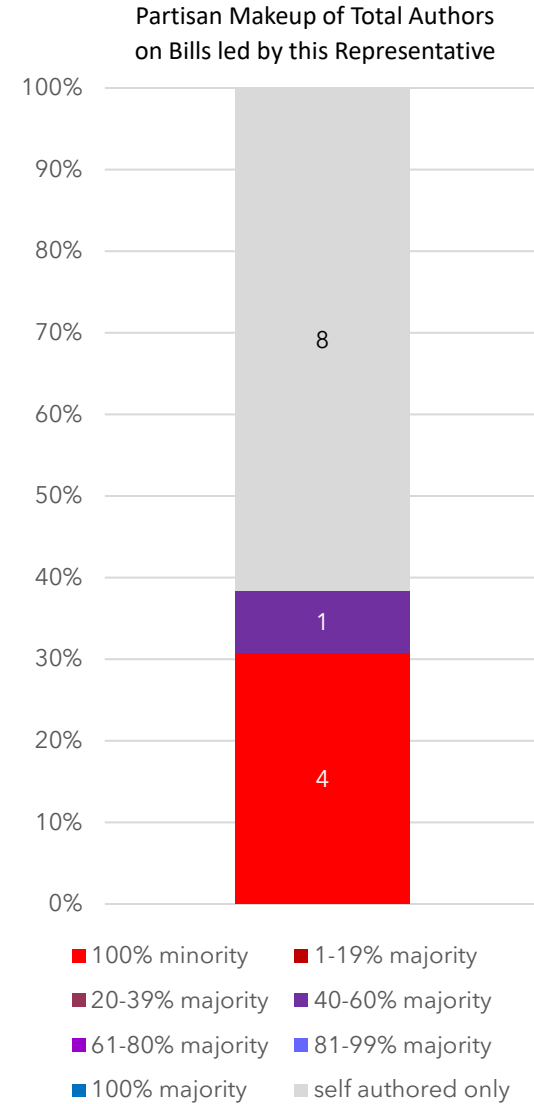
District 05B
1st Term

13 bills were introduced by Representative Wiener:

- 8 (62%) bills were sole-authored
- 4 (31%) bills had co-authors only from his own party
- 1 (7%) bills had at least one member of another party

Representative Wiener co-signed 23 bills:

- 23 (100%) of those bills had a chief author from his own party
- 0 (0%) had a chief author from another party



Representative Mark Wiens (R)

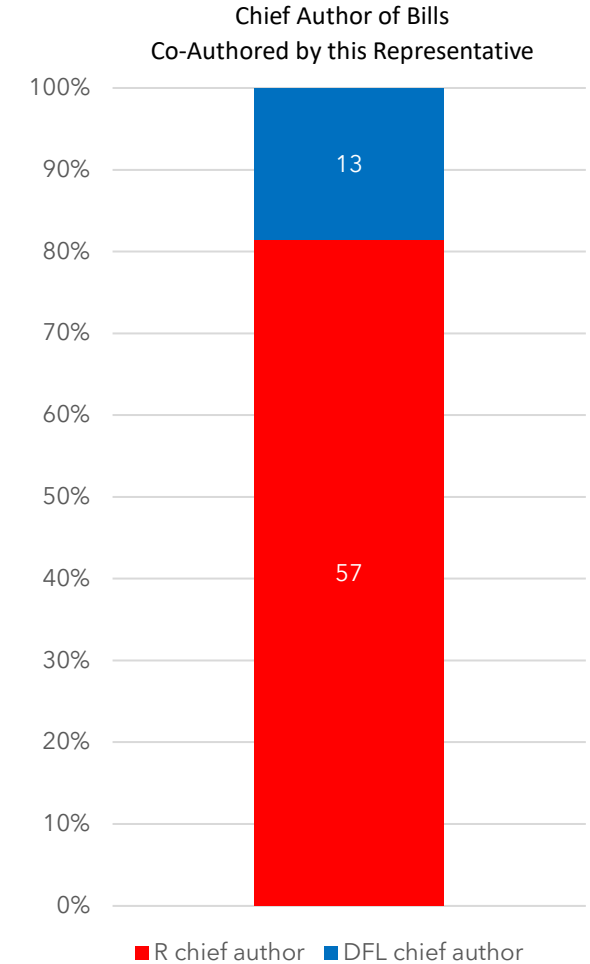
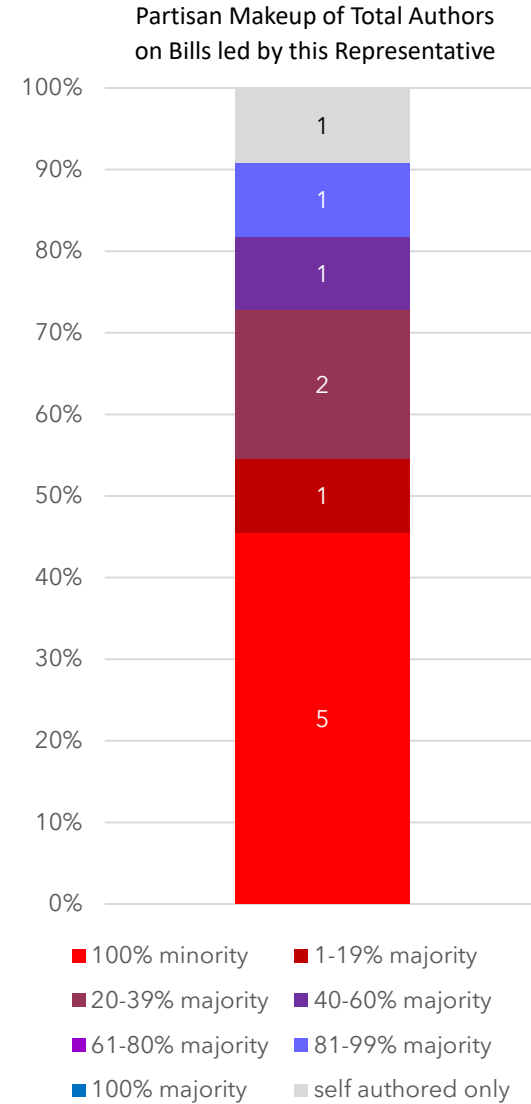
District 41A
1st Term

11 bills were introduced by Representative Wiens:

- 1 (9%) bills were sole-authored
- 5 (45%) bills had co-authors only from his own party
- 5 (45%) bills had at least one member of another party

Representative Wiens co-signed 70 bills:

- 57 (81%) of those bills had a chief author from his own party
- 13 (19%) had a chief author from another party



Representative Jeff Witte (R)

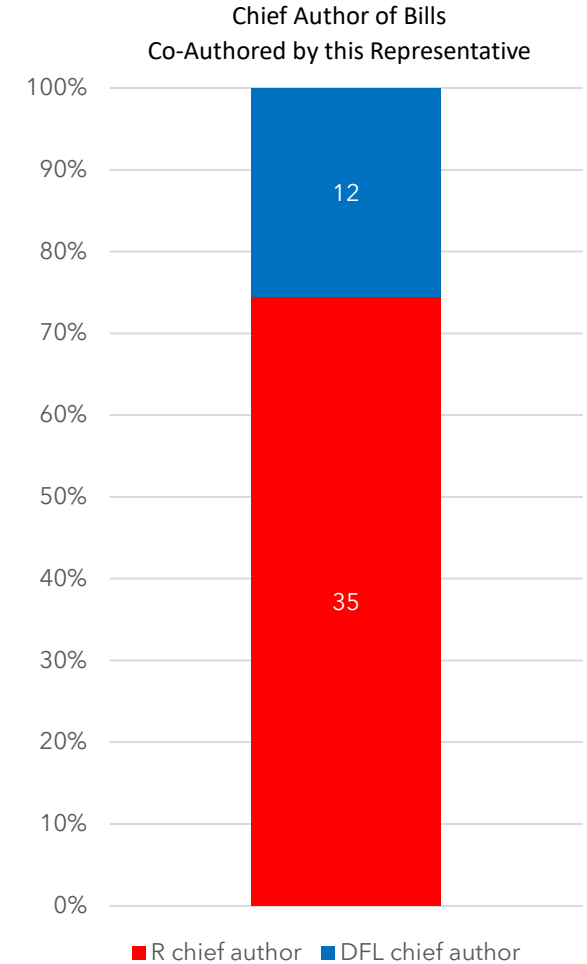
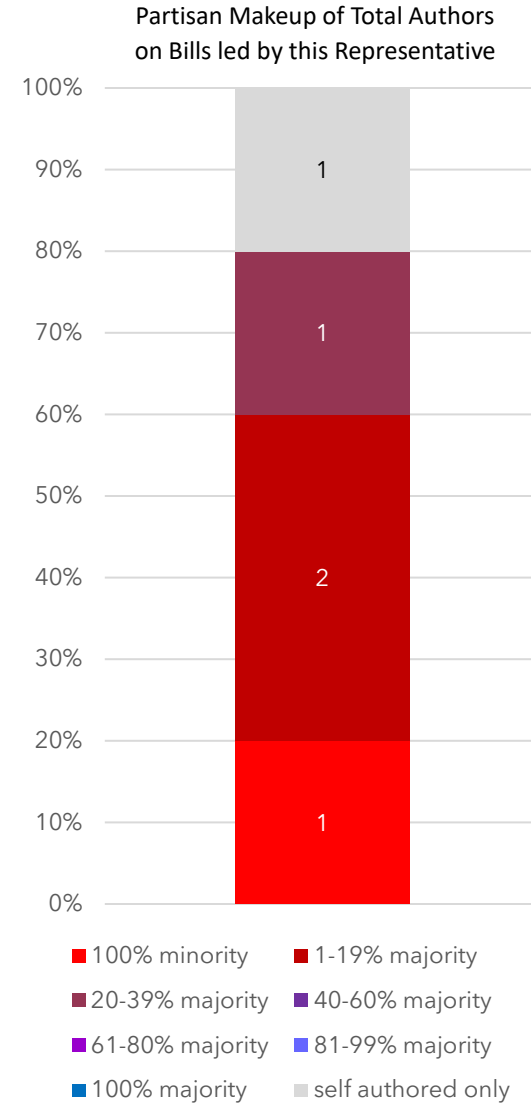
District 57B
1st Term

5 bills were introduced by Representative Witte:

- 1 (20%) bills were sole-authored
- 1 (20%) bills had co-authors only from his own party
- 3 (60%) bills had at least one member of another party

Representative Witte co-signed 47 bills:

- 35 (74%) of those bills had a chief author from his own party
- 12 (26%) had a chief author from another party



Representative Dan Wolgamott (DFL)

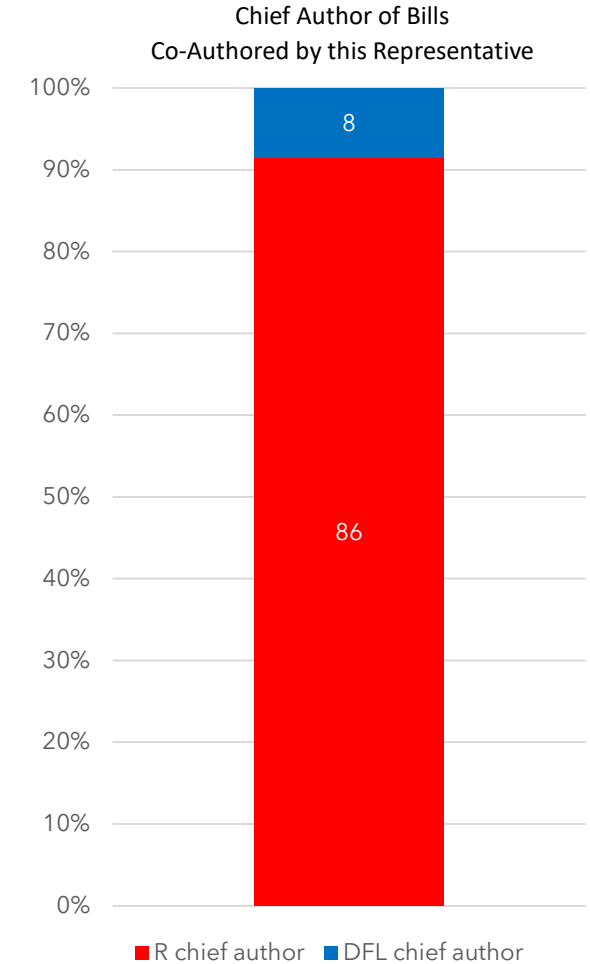
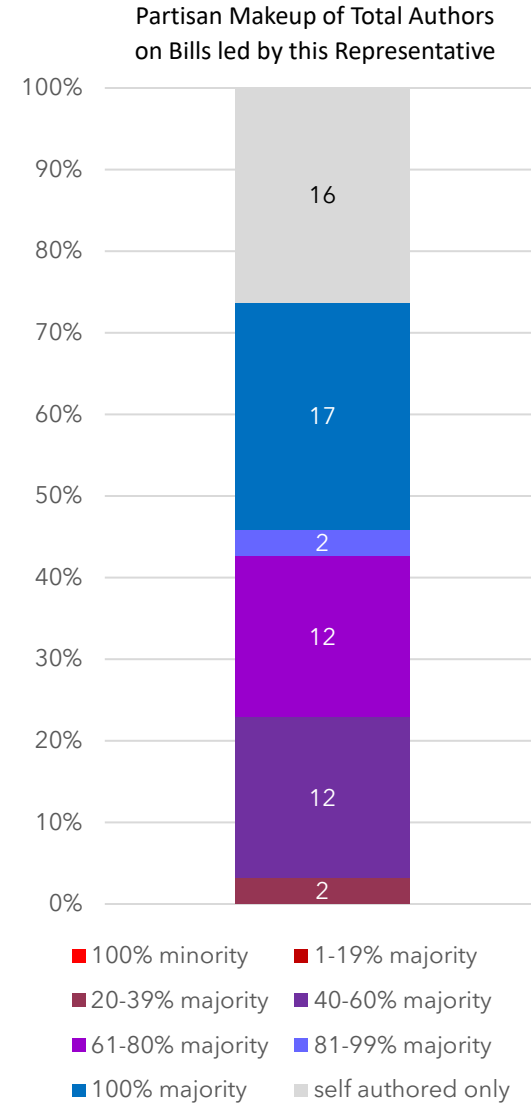
District 14B
3rd Term

61 bills were introduced by Representative Wolgamott:

- 16 (26%) bills were sole-authored
- 17 (28%) bills had co-authors only from his own party
- 28 (46%) bills had at least one member of another party

Representative Wolgamott co-signed 94 bills:

- 86 (91%) of those bills had a chief author from his own party
- 8 (9%) had a chief author from another party



Representative Jay Xiong (DFL)

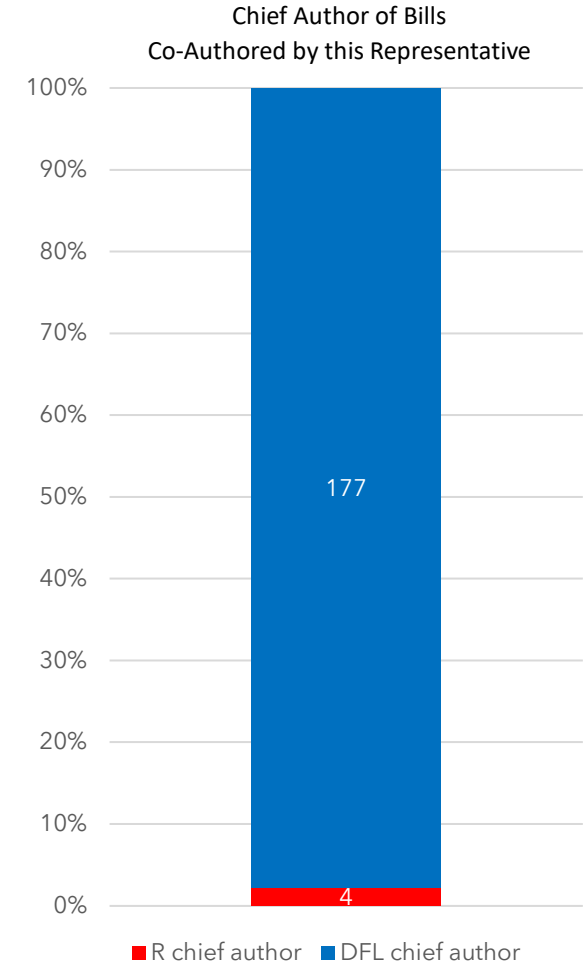
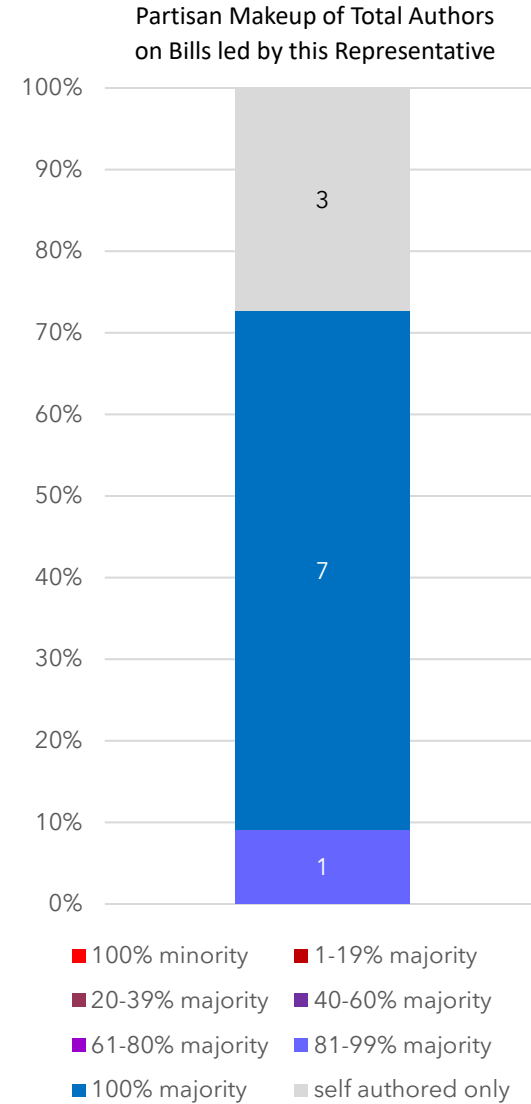
District 67B
3rd Term

11 bills were introduced by Representative Xiong:

- 3 (27%) bills were sole-authored
- 7 (64%) bills had co-authors only from his own party
- 1 (9%) bills had at least one member of another party

Representative Xiong co-signed 181 bills:

- 177 (98%) of those bills had a chief author from his own party
- 4 (2%) had a chief author from another party



Representative Cheryl Youakim (DFL)

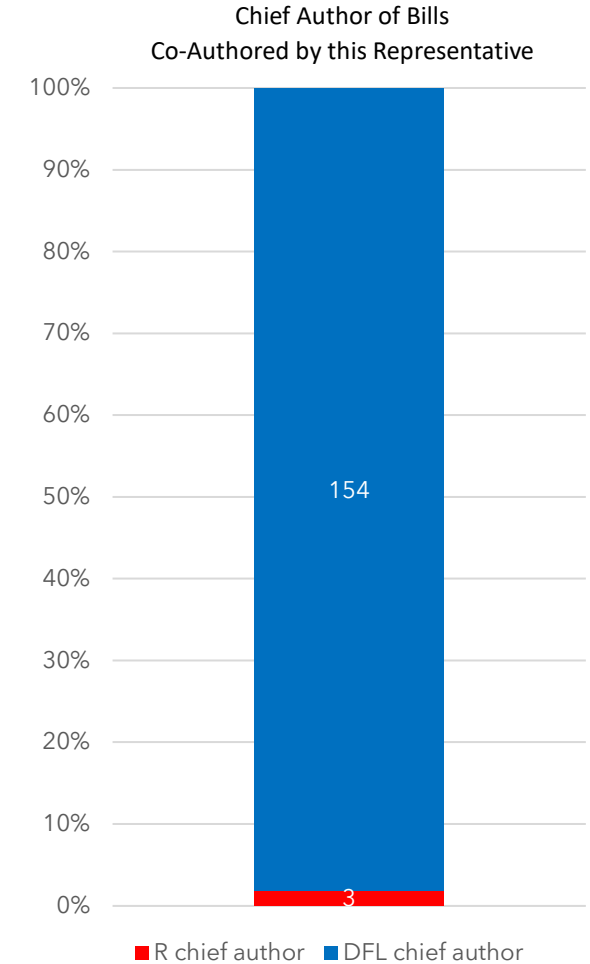
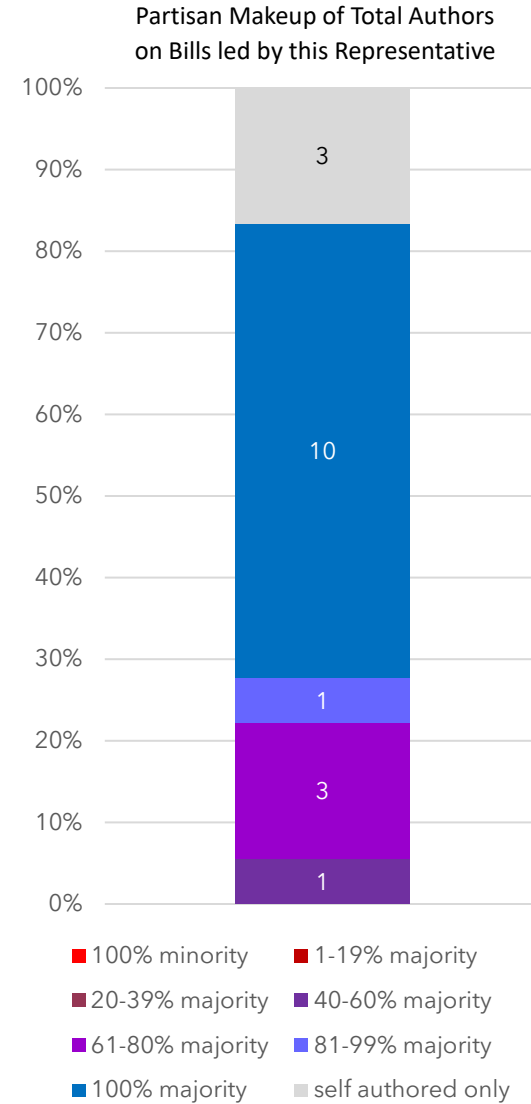
District 46B
5th Term

18 bills were introduced by Representative Youakim:

- 3 (17%) bills were sole-authored
- 10 (55%) bills had co-authors only from her own party
- 5 (28%) bills had at least one member of another party

Representative Youakim co-signed 157 bills:

- 154 (98%) of those bills had a chief author from her own party
- 3 (2%) had a chief author from another party



Representative Natalie Zeleznikar (R)

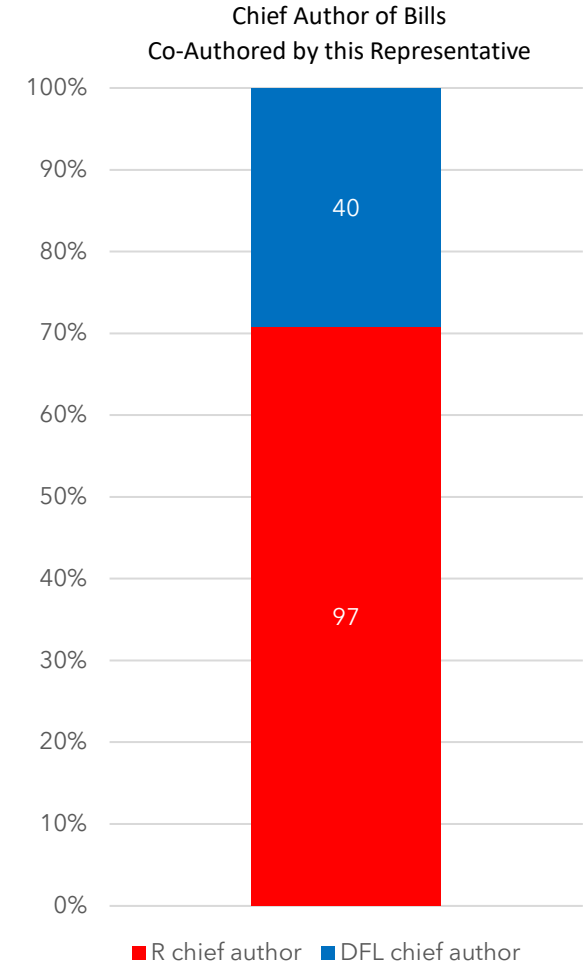
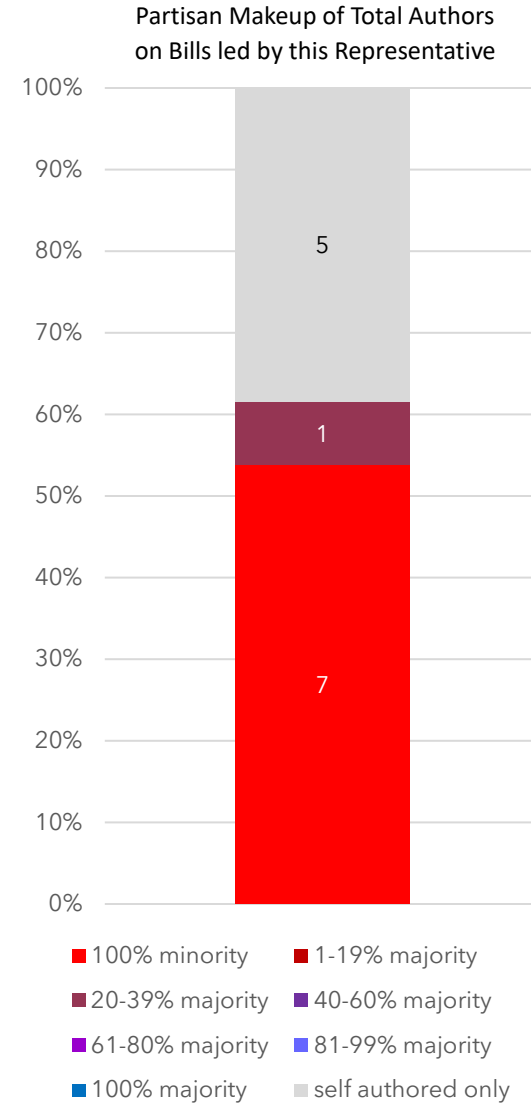
District 03B
1st Term

13 bills were introduced by Representative Zeleznikar:

- 5 (38%) bills were sole-authored
- 7 (54%) bills had co-authors only from her own party
- 1 (8%) bills had at least one member of another party

Representative Zeleznikar co-signed 137 bills:

- 97 (71%) of those bills had a chief author from her own party
- 40 (29%) had a chief author from another party



Senator Jim Abeler (R)

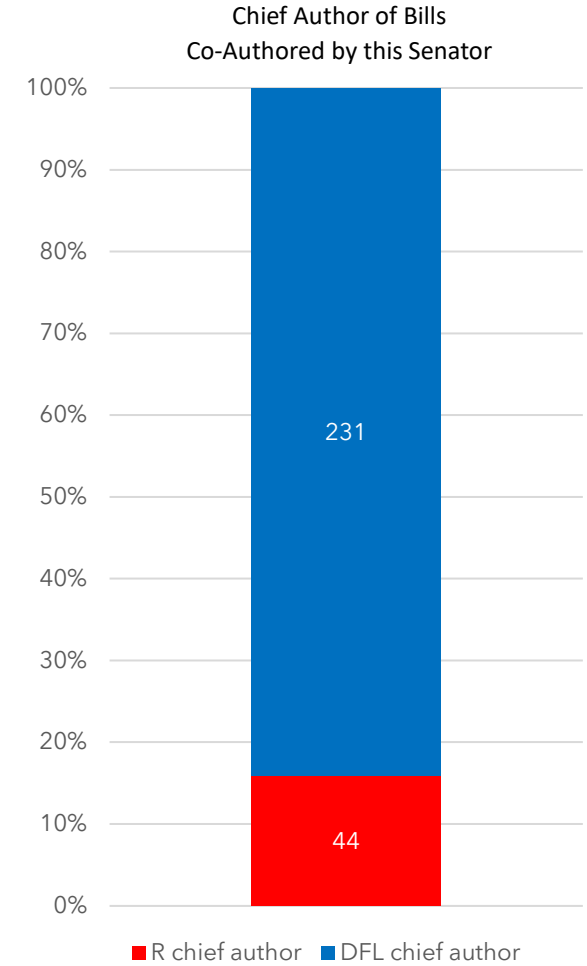
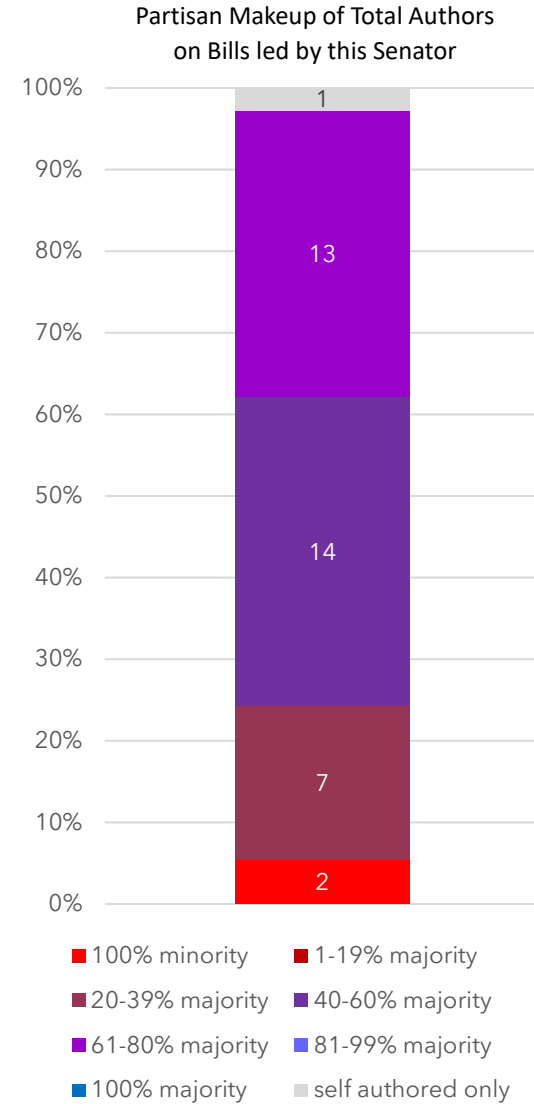
District 35
4th Term

37 bills were introduced by Senator Abeler:

- 1 (3%) bills were sole-authored
- 2 (5%) bills had co-authors only from his own party
- 34 (92%) bills had at least one member of another party

Senator Abeler co-signed 275 bills:

- 44 (16%) of those bills had a chief author from his own party
- 231 (84%) had a chief author from another party



Senator Bruce Anderson (R)

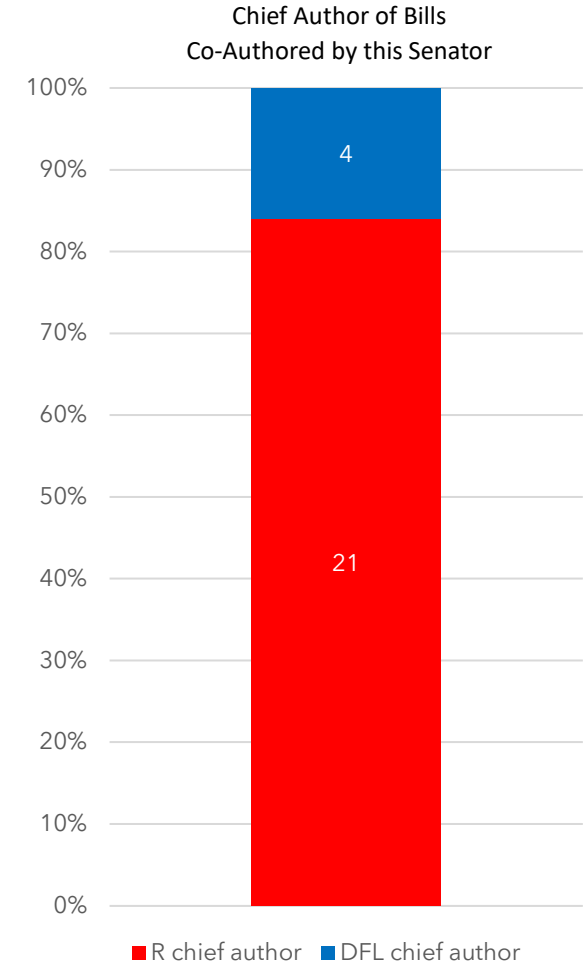
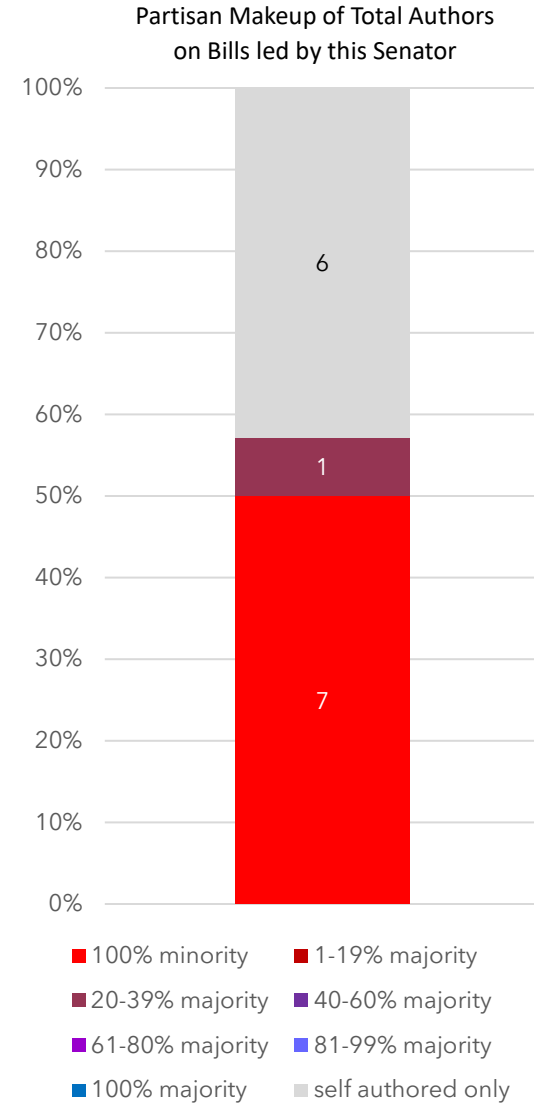
District 29
4th Term

14 bills were introduced by Senator Anderson:

- 6 (43%) bills were sole-authored
- 7 (50%) bills had co-authors only from his own party
- 1 (7%) bills had at least one member of another party

Senator Anderson co-signed 25 bills:

- 21 (84%) of those bills had a chief author from his own party
- 4 (16%) had a chief author from another party



Senator Calvin Bahr (R)

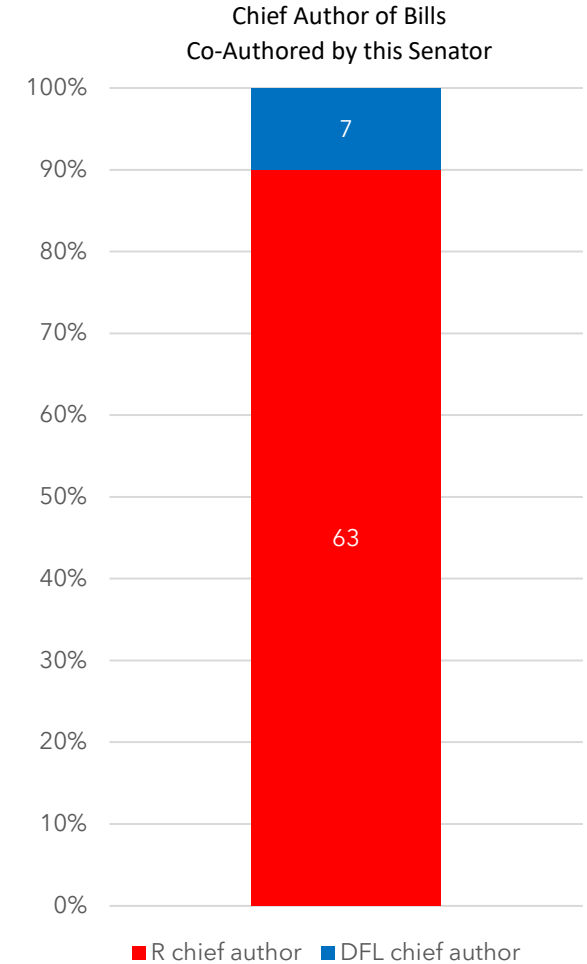
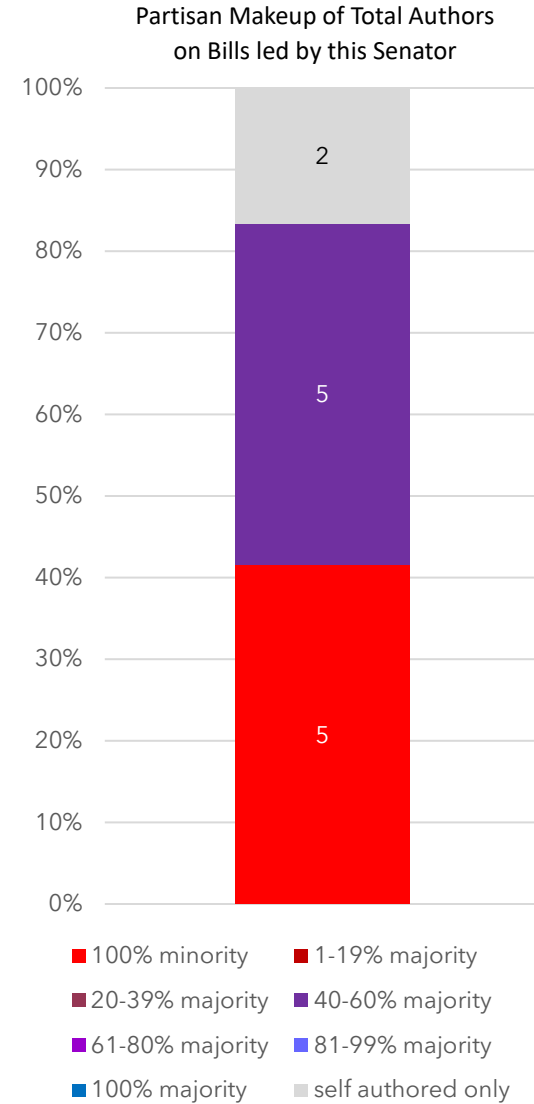
District 31
1st Term

12 bills were introduced by Senator Bahr:

- 2 (17%) bills were sole-authored
- 5 (41%) bills had co-authors only from his own party
- 5 (41%) bills had at least one member of another party

Senator Bahr co-signed 70 bills:

- 63 (90%) of those bills had a chief author from his own party
- 7 (10%) had a chief author from another party



Senator Liz Boldon (DFL)

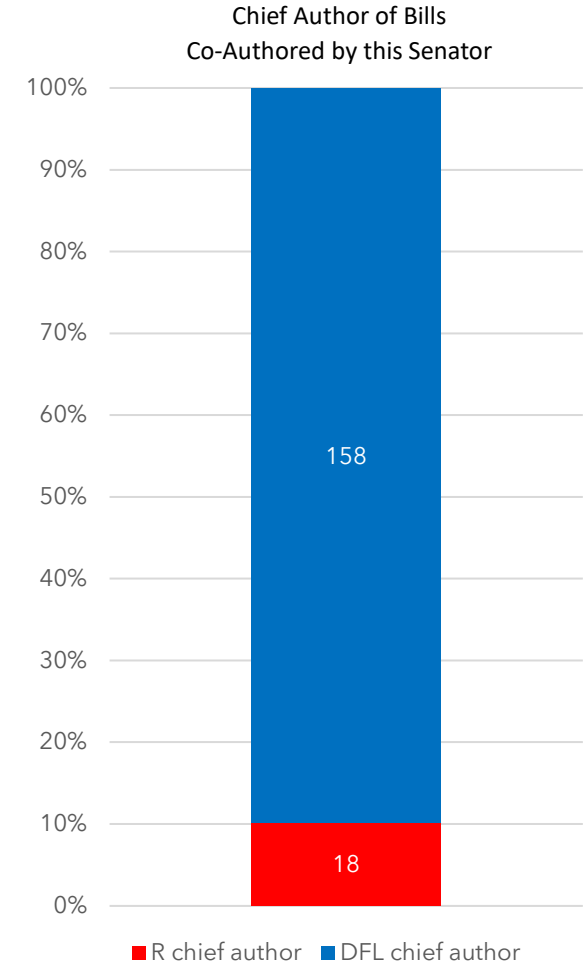
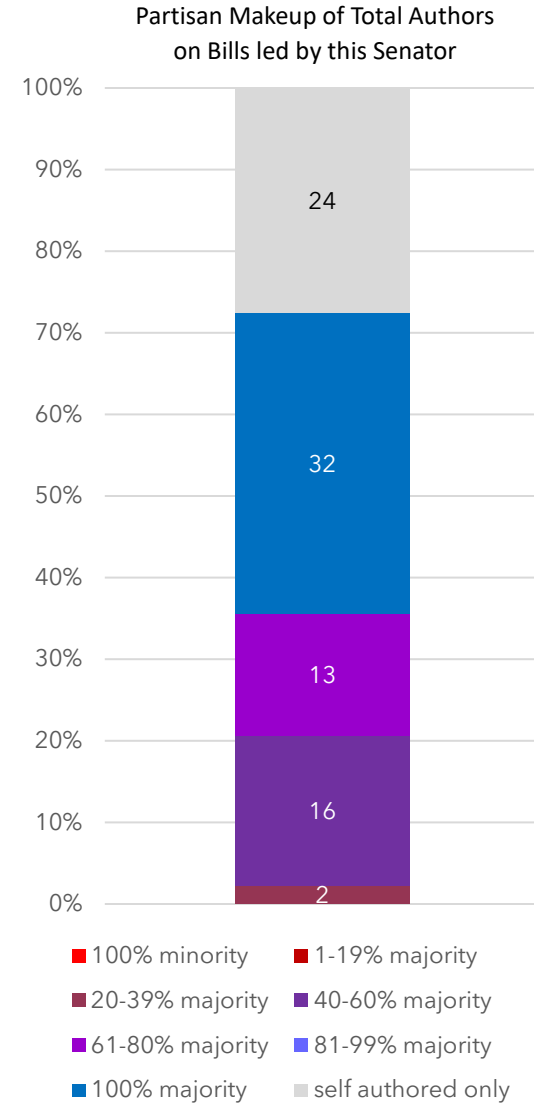
District 25
1st Term

87 bills were introduced by Senator Boldon:

- 24 (28%) bills were sole-authored
- 32 (37%) bills had co-authors only from her own party
- 31 (35%) bills had at least one member of another party

Senator Boldon co-signed 176 bills:

- 158 (90%) of those bills had a chief author from her own party
- 18 (10%) had a chief author from another party



Senator Jim Carlson (DFL)

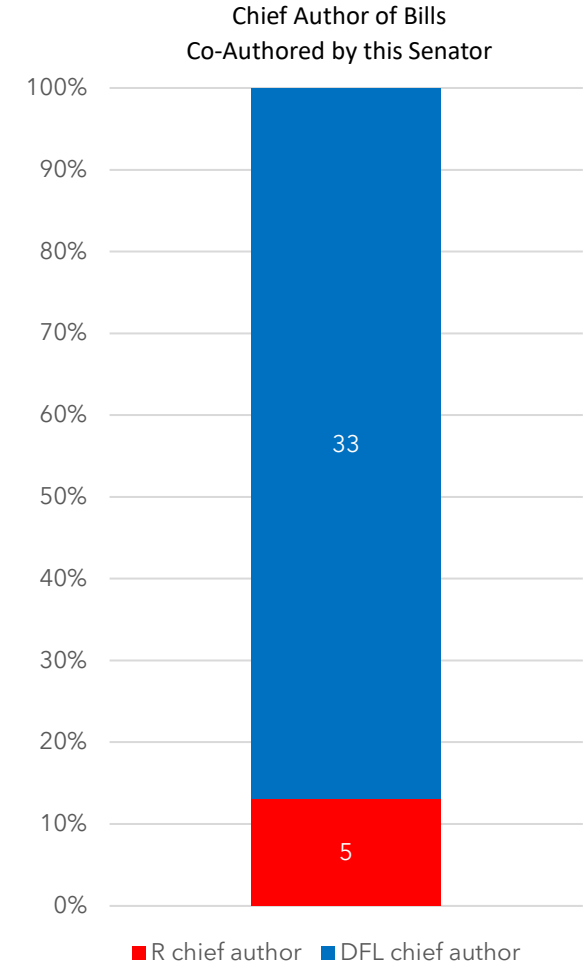
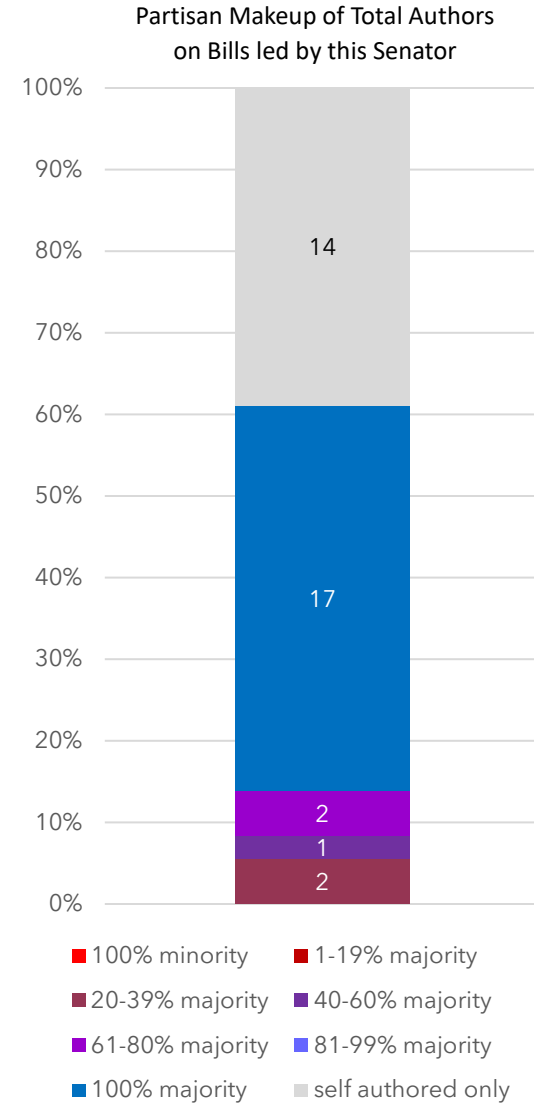
District 52
5th Term

38 bills were introduced by Senator Carlson:

- 14 (37%) bills were sole-authored
- 17 (45%) bills had co-authors only from his own party
- 7 (18%) bills had at least one member of another party

Senator Carlson co-signed 38 bills:

- 33 (87%) of those bills had a chief author from his own party
- 5 (13%) had a chief author from another party



Senator Bobby Joe Champion (DFL)

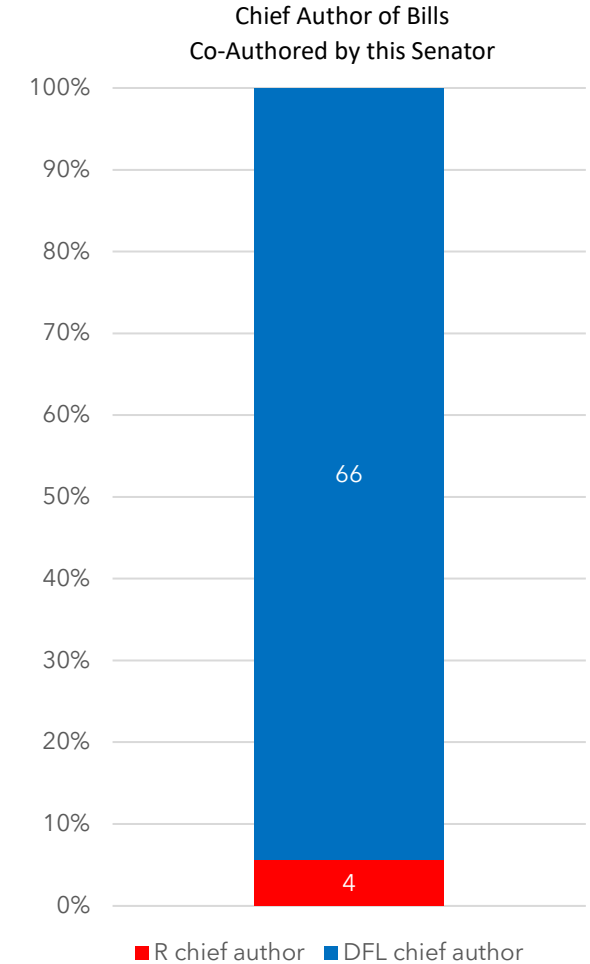
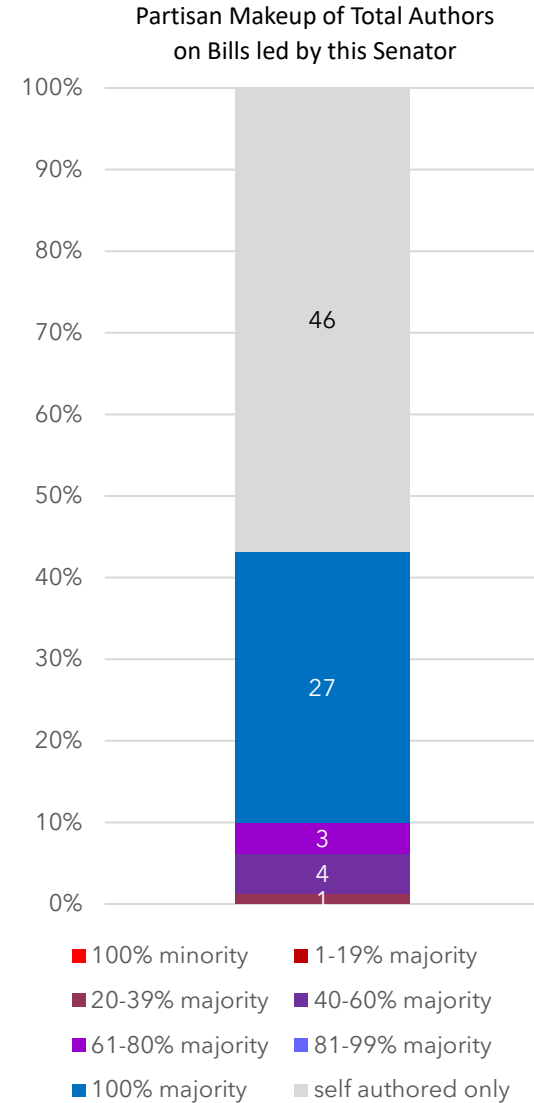
District 59
4th Term

81 bills were introduced by Senator Champion:

- 46 (57%) bills were sole-authored
- 27 (33%) bills had co-authors only from his own party
- 8 (10%) bills had at least one member of another party

Senator Champion co-signed 66 bills:

- 62 (94%) of those bills had a chief author from his own party
- 4 (6%) had a chief author from another party



Senator Julia Coleman (R)

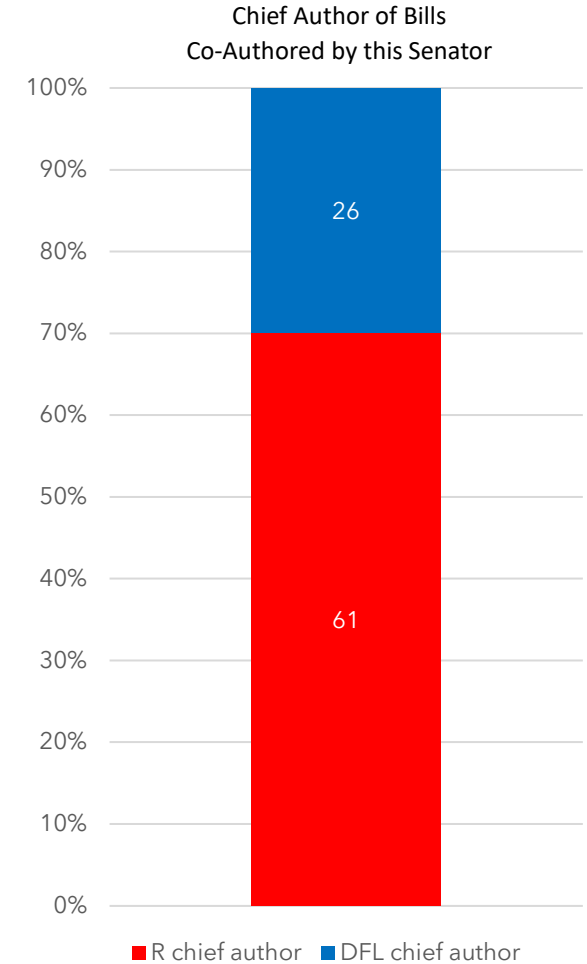
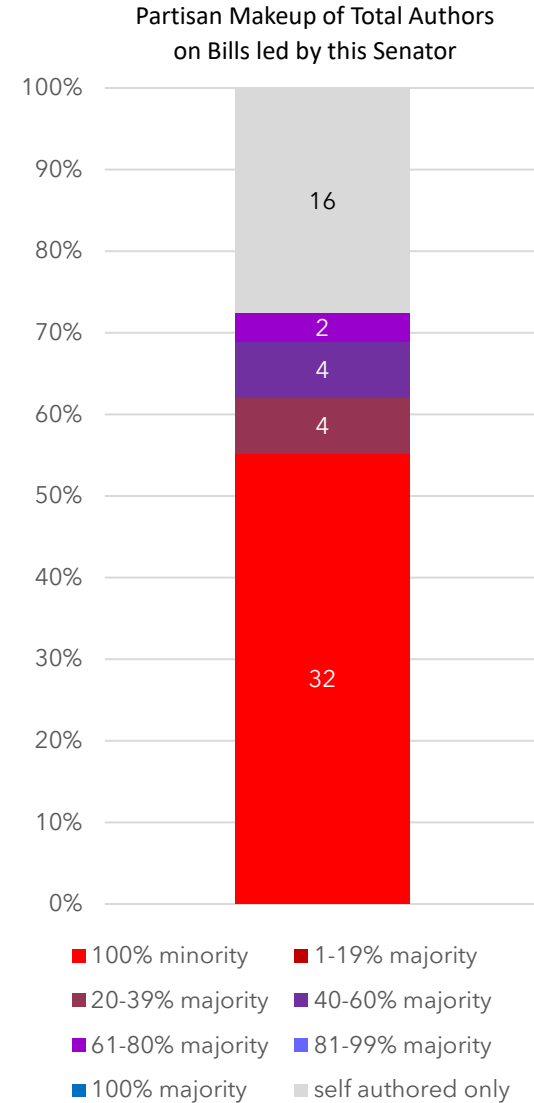
District 48
2nd Term

58 bills were introduced by Senator Coleman:

- 16 (28%) bills were sole-authored
- 32 (55%) bills had co-authors only from her own party
- 10 (17%) bills had at least one member of another party

Senator Coleman co-signed 87 bills:

- 61 (70%) of those bills had a chief author from her own party
- 26 (30%) had a chief author from another party



Senator Steve Cwodzinski (DFL)

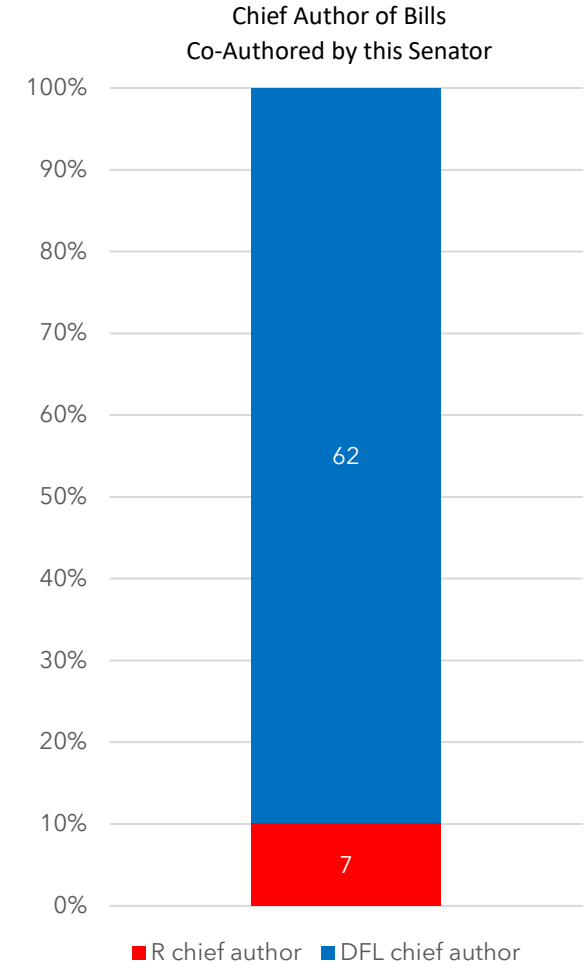
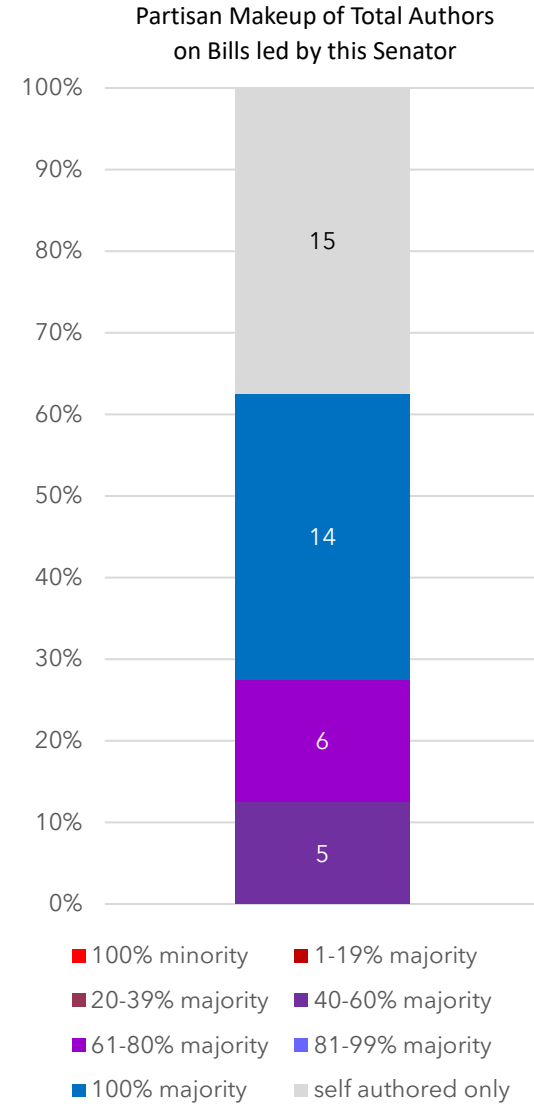
District 49
3rd Term

40 bills were introduced by Senator Cwodzinski:

- 15 (38%) bills were sole-authored
- 14 (35%) bills had co-authors only from his own party
- 11 (27%) bills had at least one member of another party

Senator Cwodzinski co-signed 69 bills:

- 62 (90%) of those bills had a chief author from his own party
- 7 (10%) had a chief author from another party



Senator Gary Dahms (R)

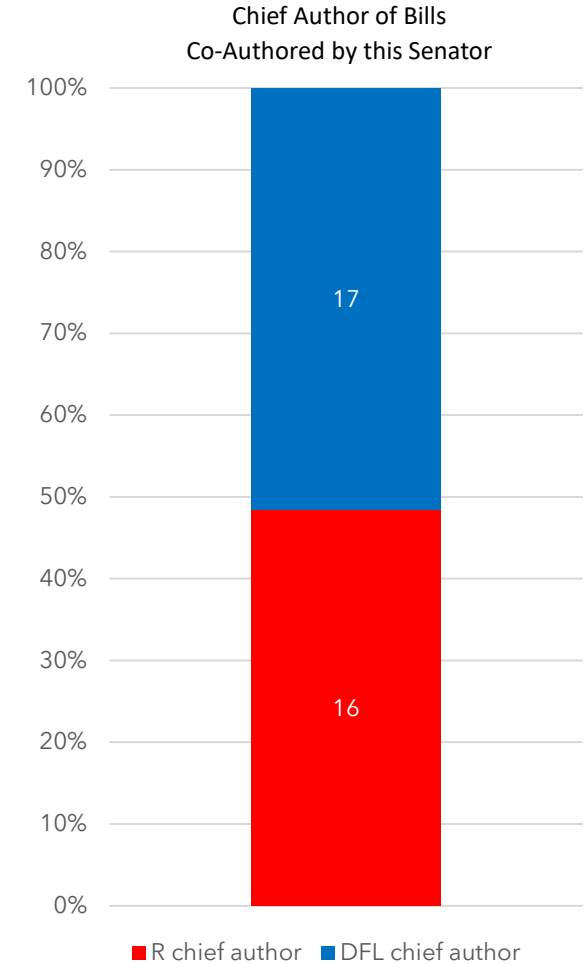
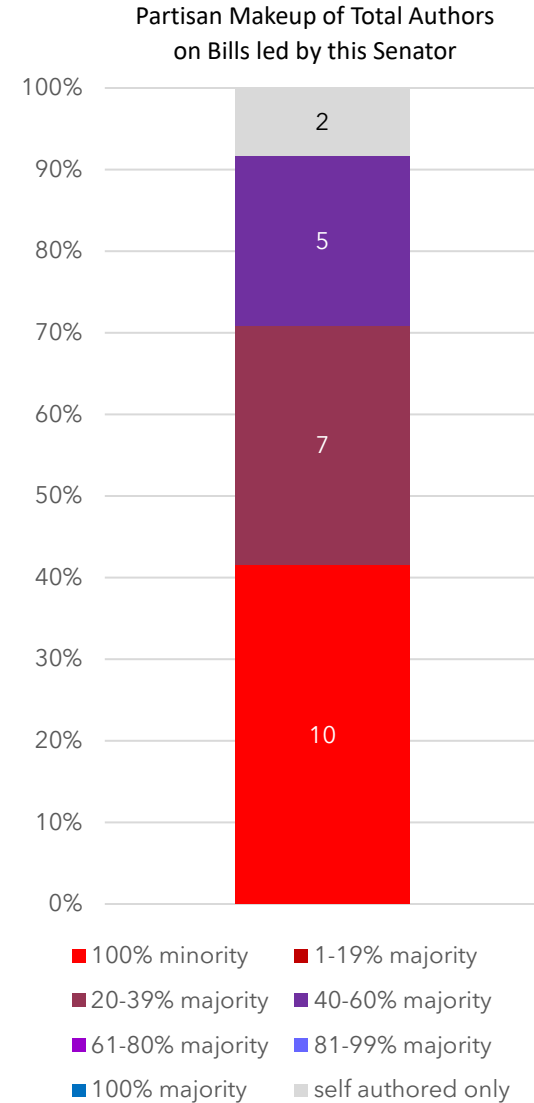
District 15
5th Term

24 bills were introduced by Senator Dahms:

- 2 (8%) bills were sole-authored
- 10 (42%) bills had co-authors only from his own party
- 12 (50%) bills had at least one member of another party

Senator Dahms co-signed 33 bills:

- 16 (48%) of those bills had a chief author from his own party
- 17 (52%) had a chief author from another party



Senator Scott Dibble (DFL)

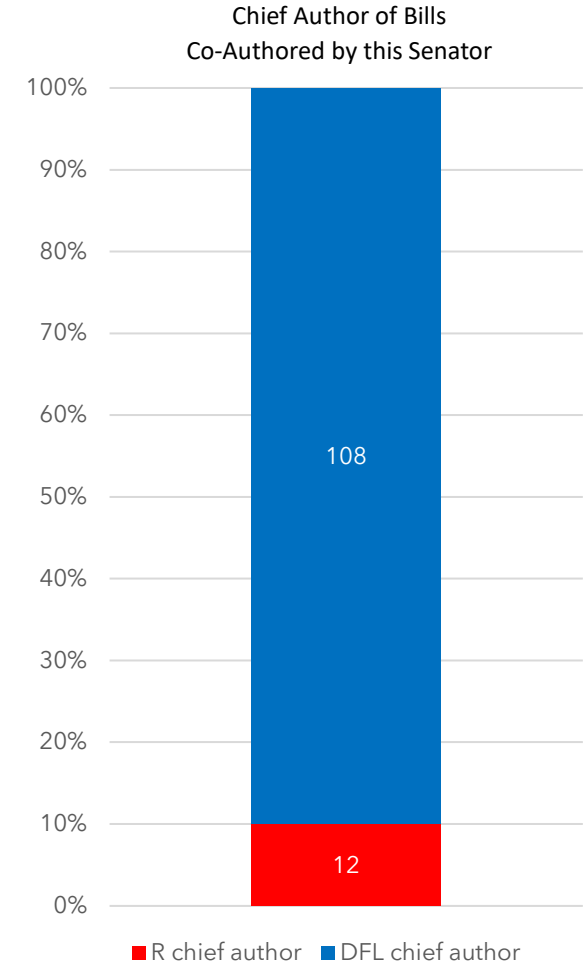
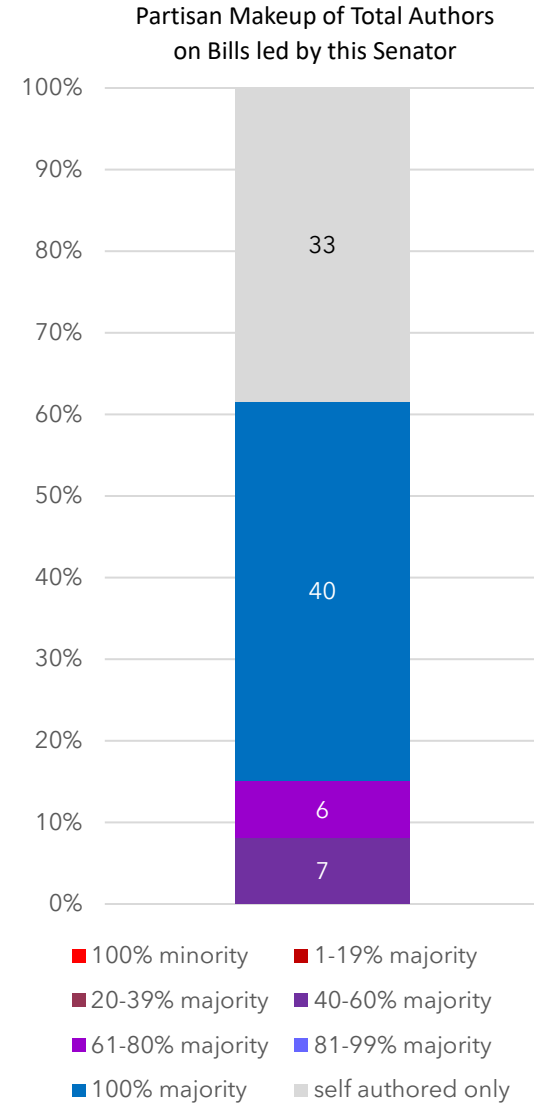
District 61
7th Term

86 bills were introduced by Senator Dibble:

- 33 (38%) bills were sole-authored
- 40 (47%) bills had co-authors only from his own party
- 13 (15%) bills had at least one member of another party

Senator Dibble co-signed 120 bills:

- 108 (90%) of those bills had a chief author from his own party
- 12 (10%) had a chief author from another party



Senator Gene Dornink (R)

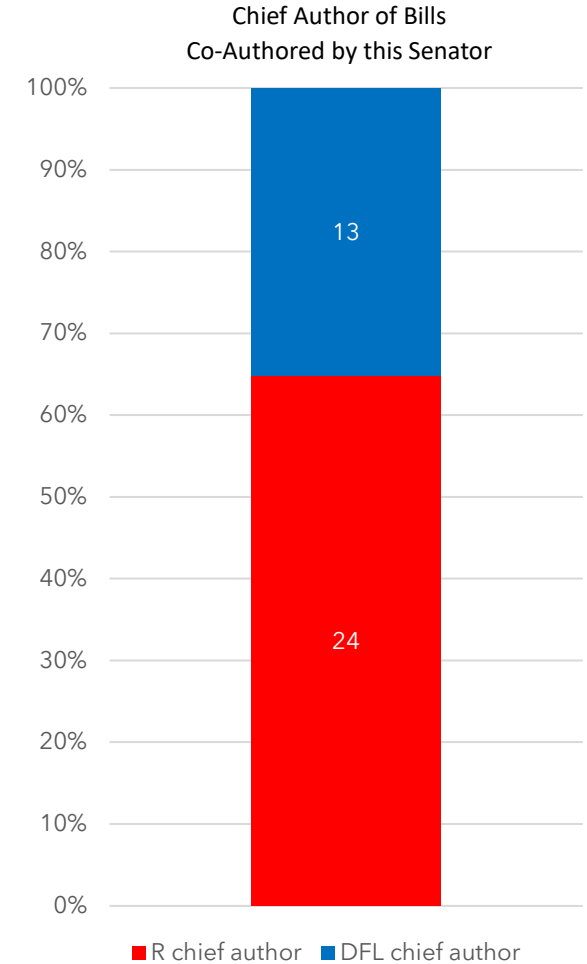
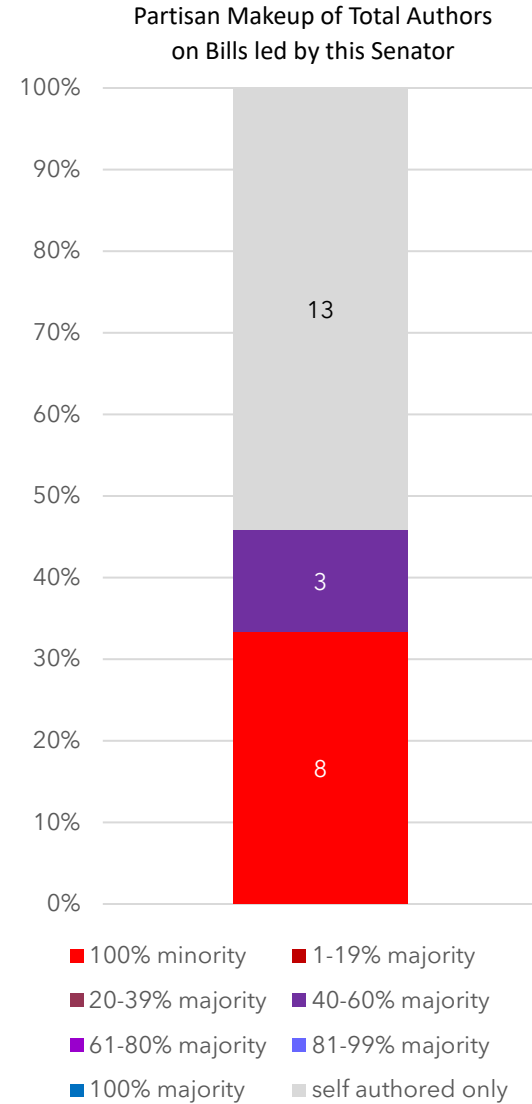
District 23
2nd Term

24 bills were introduced by Senator Dornink:

- 13 (54%) bills were sole-authored
- 8 (33%) bills had co-authors only from his own party
- 3 (13%) bills had at least one member of another party

Senator Dornink co-signed 37 bills:

- 24 (65%) of those bills had a chief author from his own party
- 13 (35%) had a chief author from another party



Senator Rich Draheim (R)

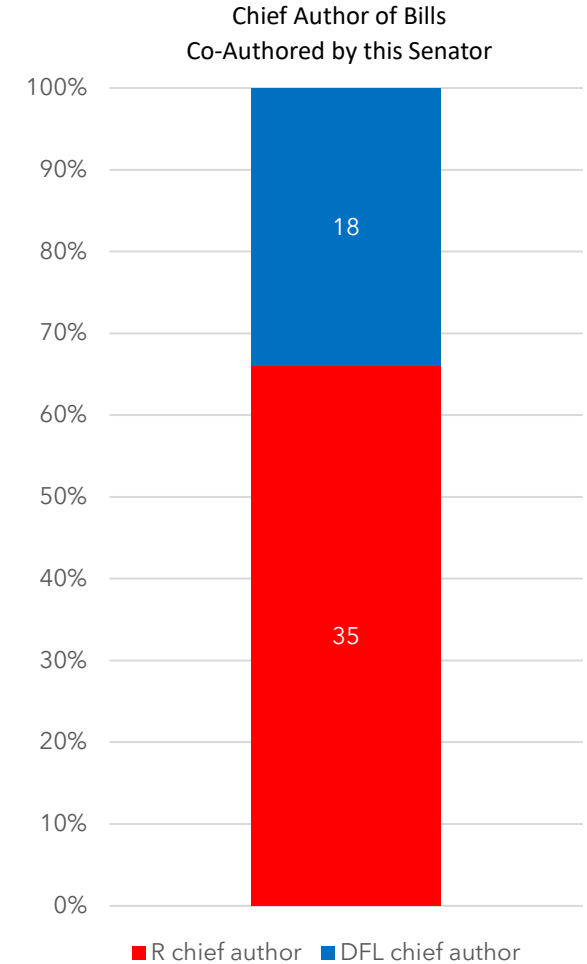
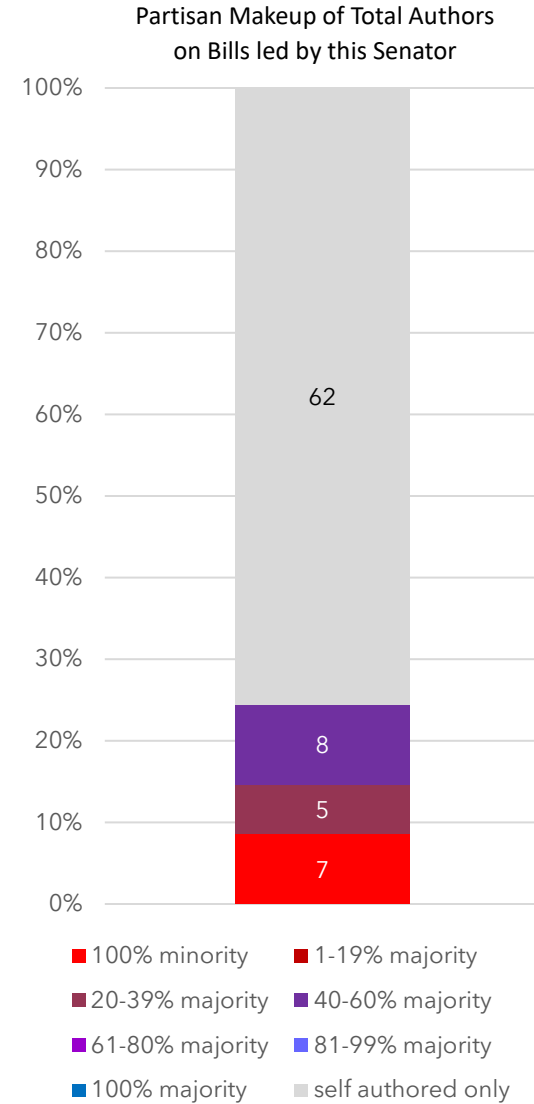
District 22
3rd Term

82 bills were introduced by Senator Draheim:

- 62 (76%) bills were sole-authored
- 7 (9%) bills had co-authors only from his own party
- 13 (15%) bills had at least one member of another party

Senator Draheim co-signed 53 bills:

- 35 (66%) of those bills had a chief author from his own party
- 18 (34%) had a chief author from another party



Senator Steve Draskowski (R)

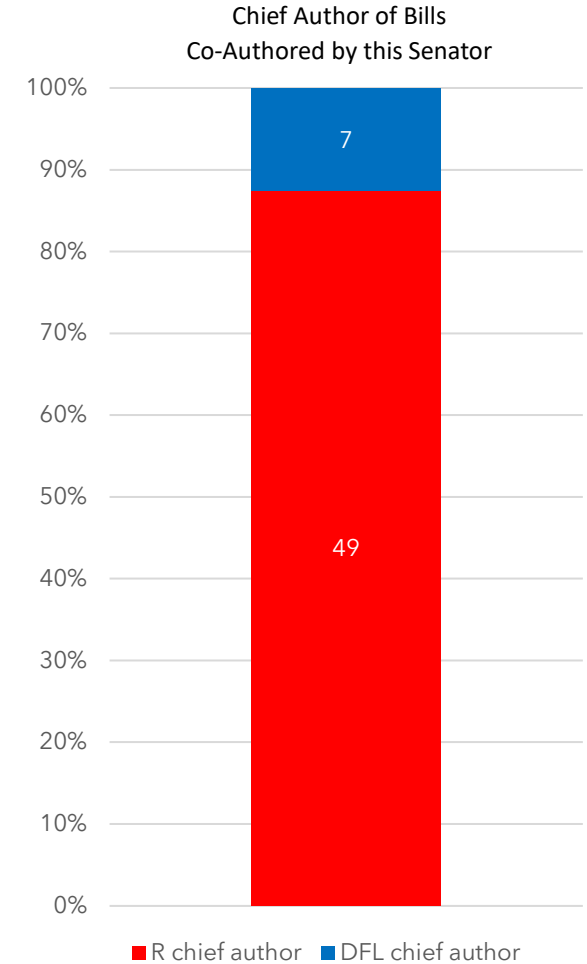
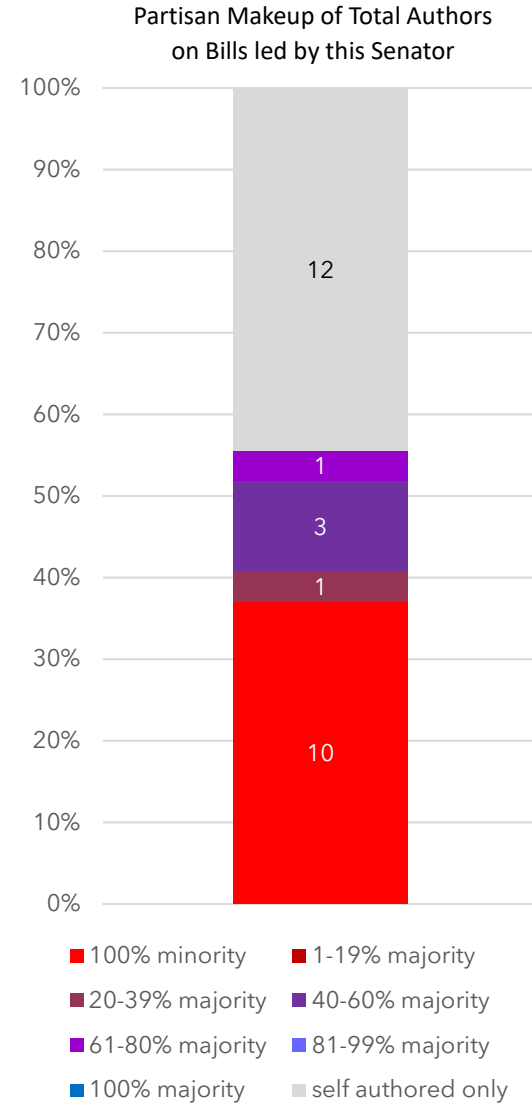
District 20
1st Term

27 bills were introduced by Senator Draskowski:

- 12 (44%) bills were sole-authored
- 10 (37%) bills had co-authors only from his own party
- 5 (19%) bills had at least one member of another party

Senator Draskowski co-signed 56 bills:

- 49 (88%) of those bills had a chief author from his own party
- 7 (12%) had a chief author from another party



Senator Zach Duckworth (R)

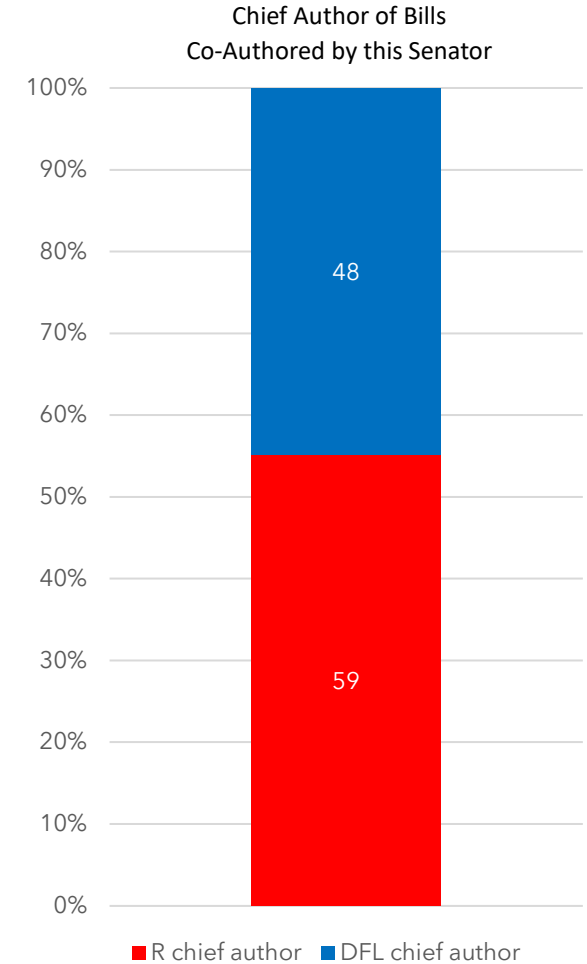
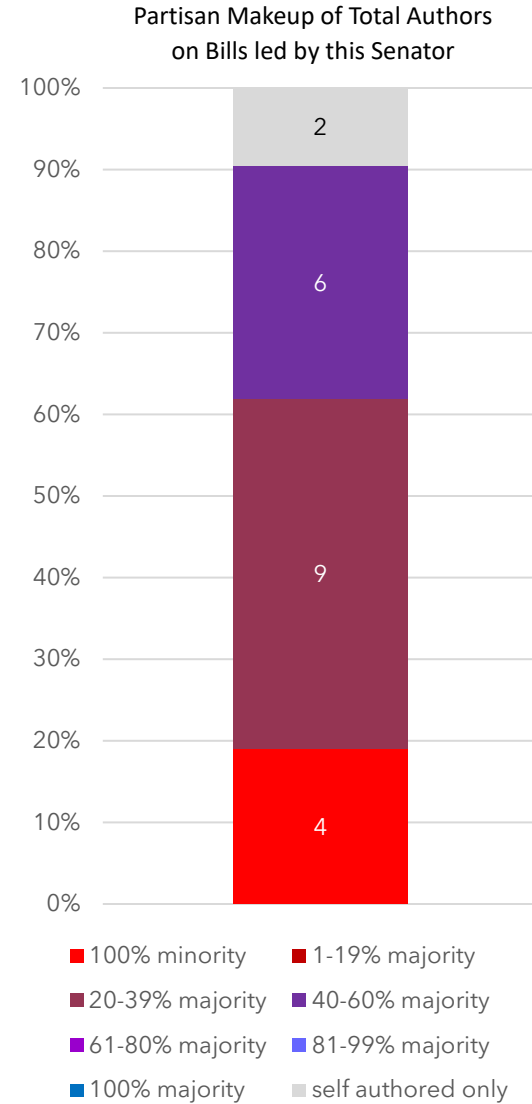
District 57
2nd Term

21 bills were introduced by Senator Duckworth:

- 2 (10%) bills were sole-authored
- 4 (19%) bills had co-authors only from his own party
- 15 (71%) bills had at least one member of another party

Senator Duckworth co-signed 107 bills:

- 59 (55%) of those bills had a chief author from his own party
- 48 (45%) had a chief author from another party



Senator Kari Dziedzic (DFL)

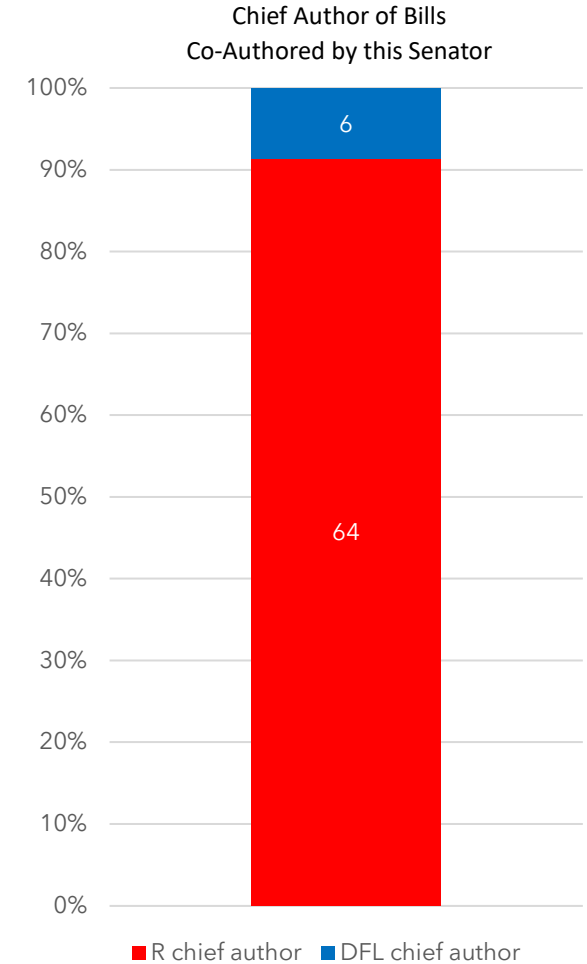
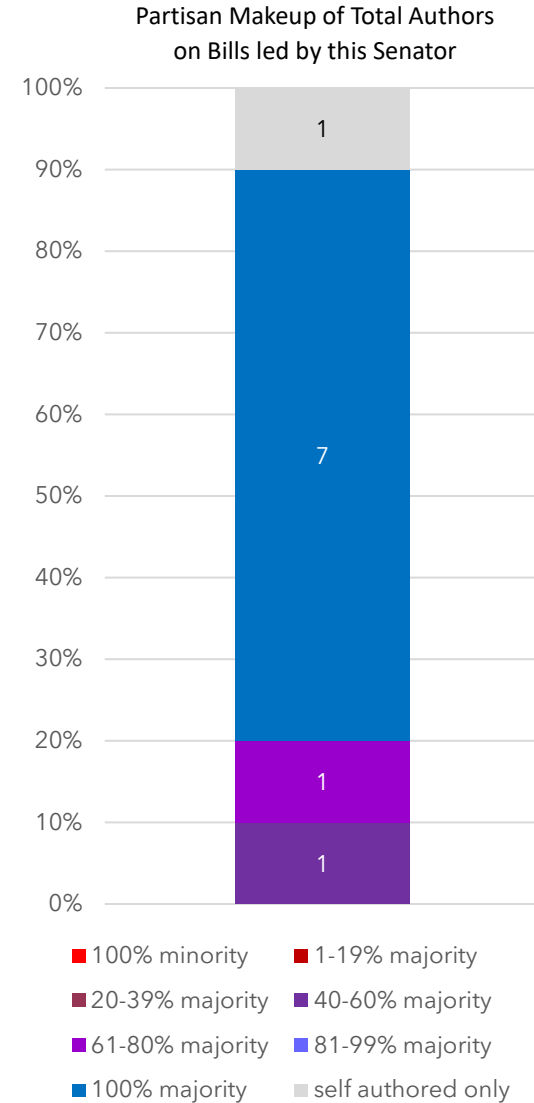
District 60
5th Term

10 bills were introduced by Senator Dziedzic:

- 1 (10%) bills were sole-authored
- 7 (70%) bills had co-authors only from her own party
- 2 (20%) bills had at least one member of another party

Senator Dziedzic co-signed 70 bills:

- 64 (91%) of those bills had a chief author from her own party
- 6 (9%) had a chief author from another party



Senator Justin Eichorn (R)

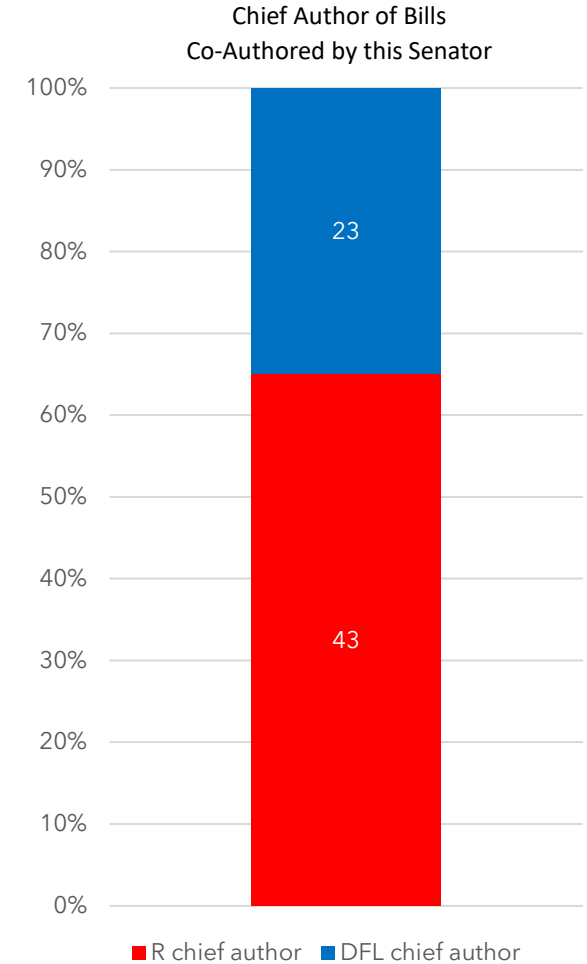
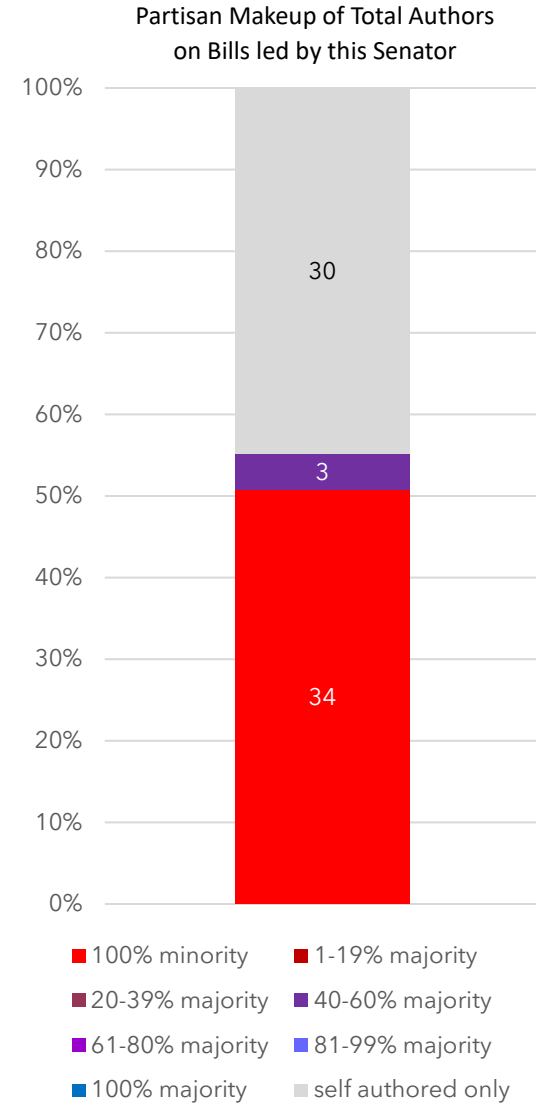
District 06
3rd Term

67 bills were introduced by Senator Eichorn:

- 30 (45%) bills were sole-authored
- 34 (51%) bills had co-authors only from his own party
- 3 (4%) bills had at least one member of another party

Senator Eichorn co-signed 66 bills:

- 43 (65%) of those bills had a chief author from his own party
- 23 (35%) had a chief author from another party



Senator Robert Farnsworth (R)

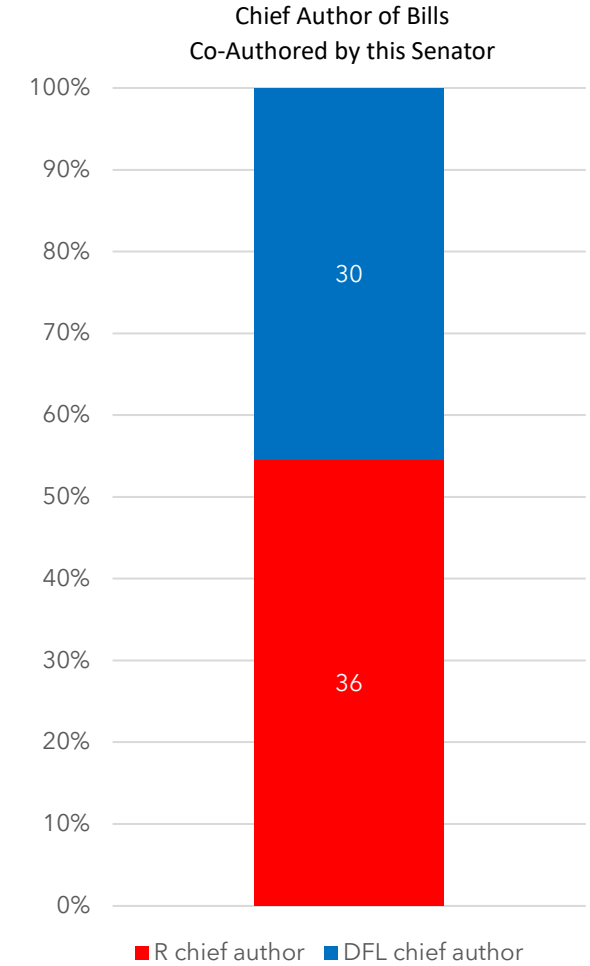
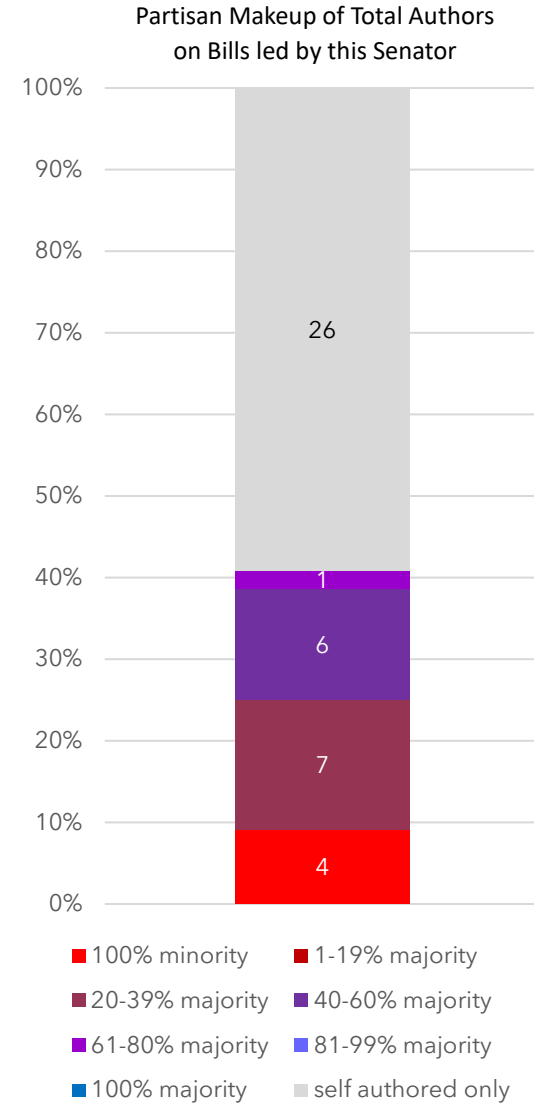
District 07
1st Term

44 bills were introduced by Senator Farnsworth:

- 26 (59%) bills were sole-authored
- 4 (9%) bills had co-authors only from his own party
- 14 (32%) bills had at least one member of another party

Senator Farnsworth co-signed 66 bills:

- 36 (55%) of those bills had a chief author from his own party
- 30 (45%) had a chief author from another party



Senator Omar Fateh (DFL)

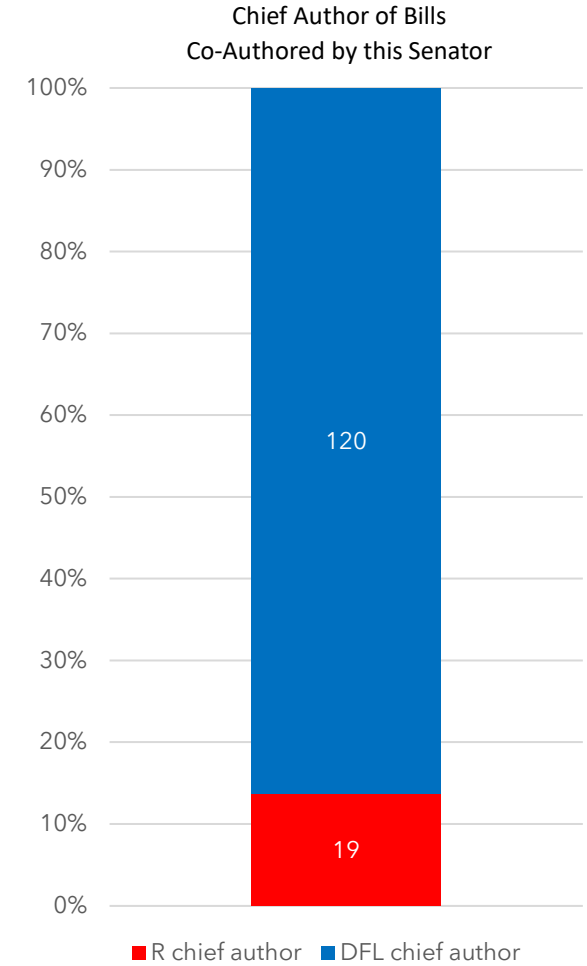
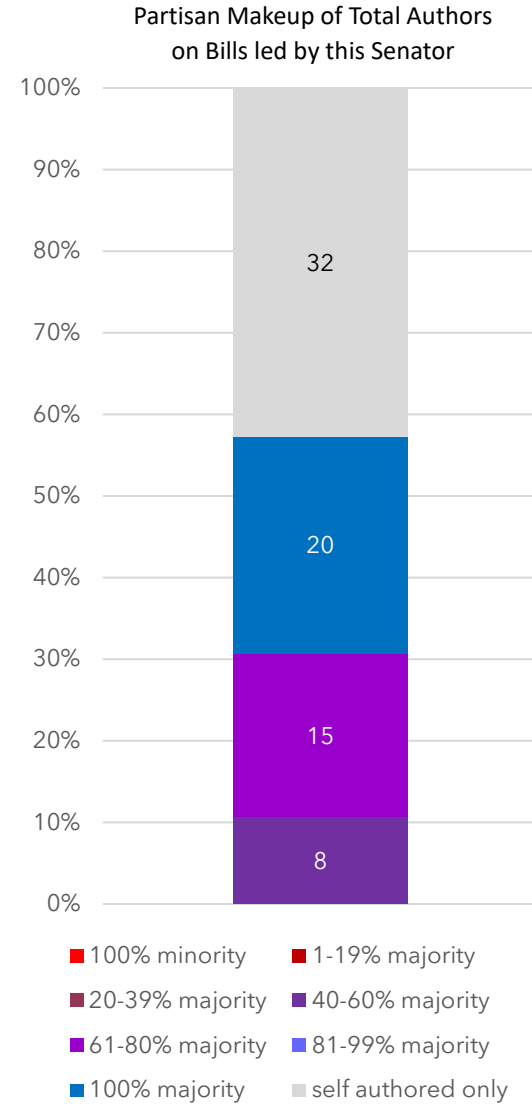
District 62
2nd Term

75 bills were introduced by Senator Fateh:

- 32 (42%) bills were sole-authored
- 20 (27%) bills had co-authors only from his own party
- 23 (31%) bills had at least one member of another party

Senator Fateh co-signed 139 bills:

- 120 (86%) of those bills had a chief author from his own party
- 19 (14%) had a chief author from another party



Senator Nick Frentz (DFL)

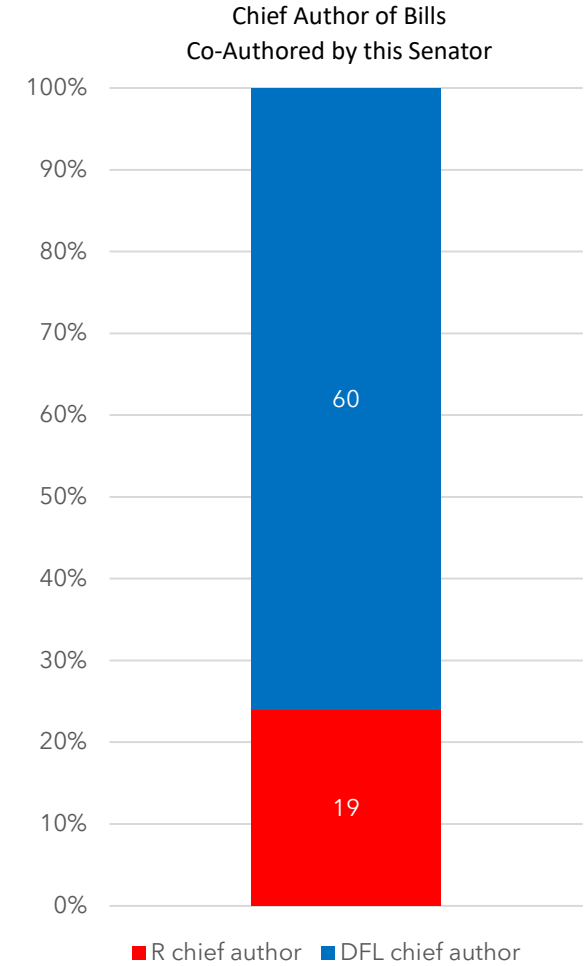
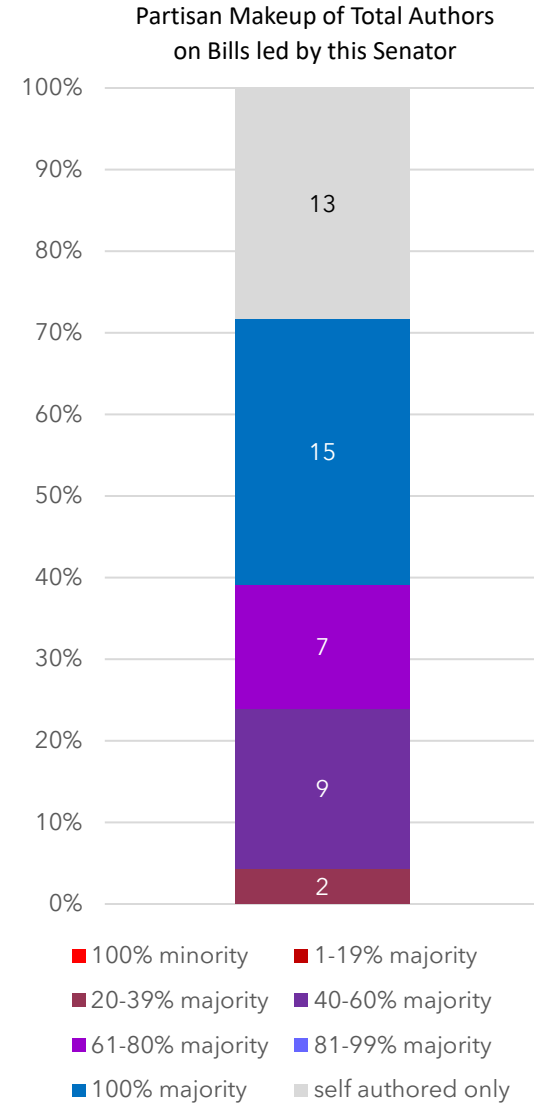
District 18
3rd Term

46 bills were introduced by Senator Frentz:

- 13 (28%) bills were sole-authored
- 15 (33%) bills had co-authors only from his own party
- 18 (39%) bills had at least one member of another party

Senator Frentz co-signed 79 bills:

- 60 (76%) of those bills had a chief author from his own party
- 19 (24%) had a chief author from another party



Senator Steve Green (R)

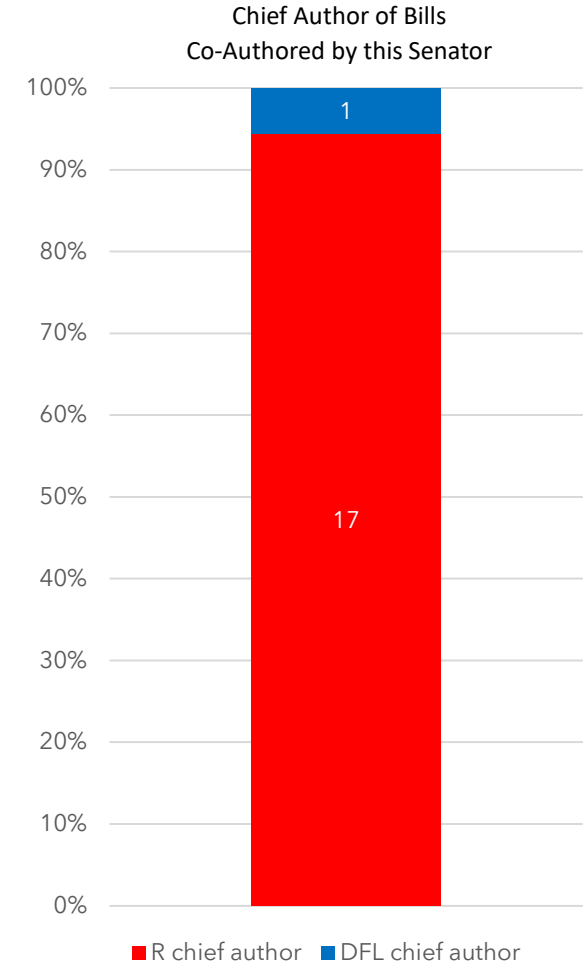
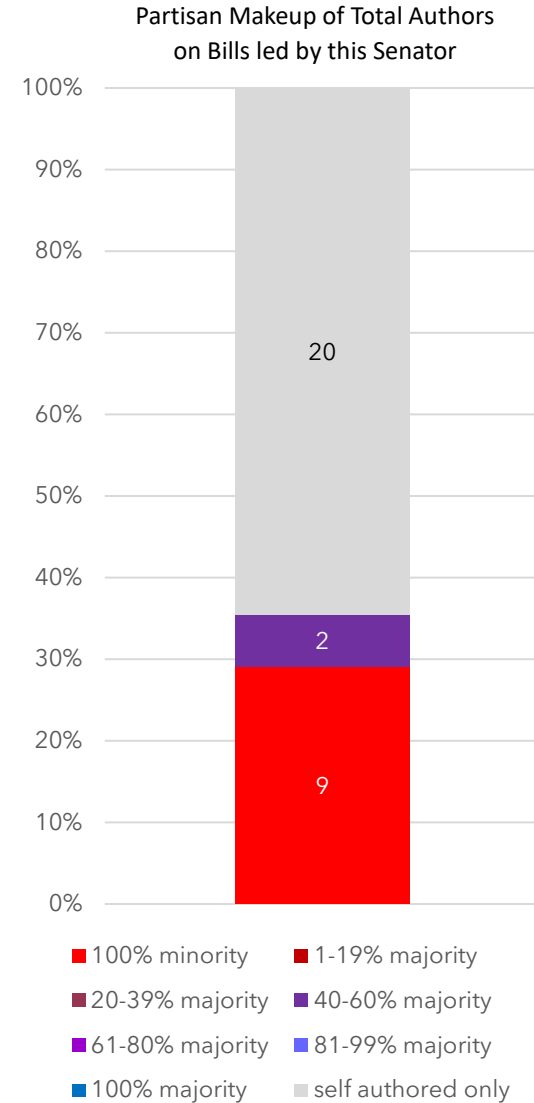
District 02
1st Term

31 bills were introduced by Senator Green:

- 20 (65%) bills were sole-authored
- 9 (29%) bills had co-authors only from his own party
- 2 (6%) bills had at least one member of another party

Senator Green co-signed 18 bills:

- 17 (94%) of those bills had a chief author from his own party
- 1 (6%) had a chief author from another party



Senator Glenn Gruenhagen (R)

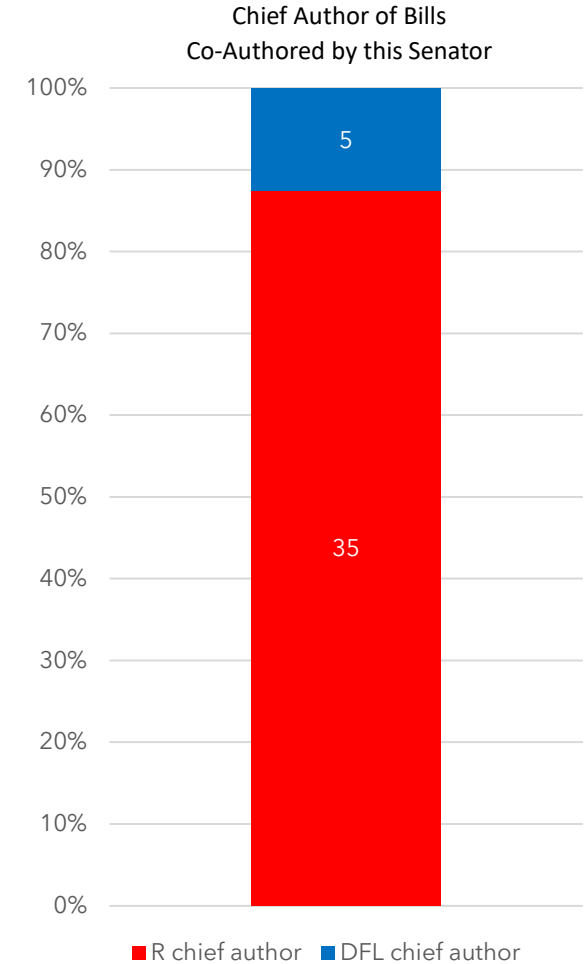
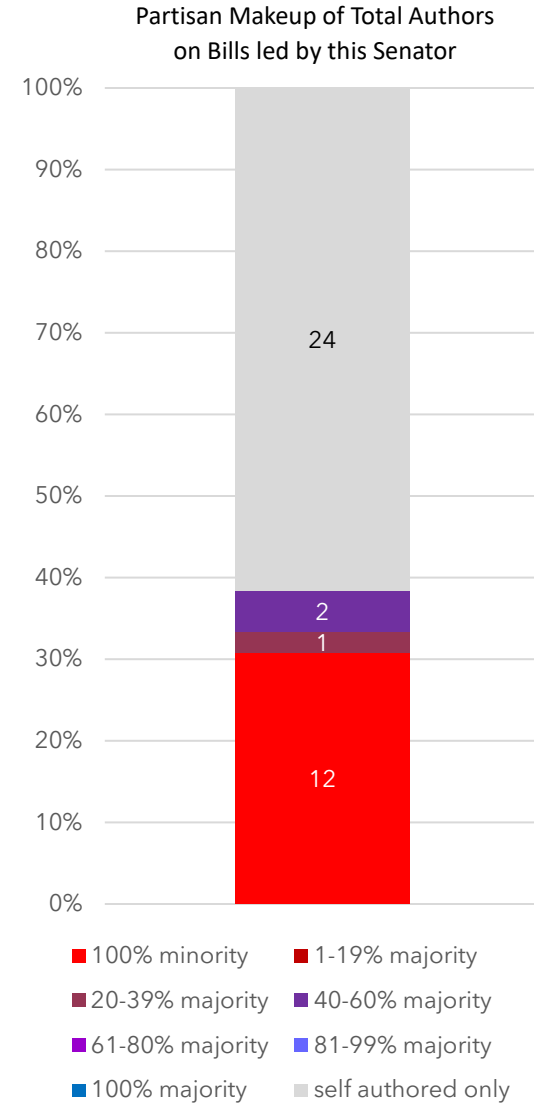
District 17
1st Term

39 bills were introduced by Senator Gruenhagen:

- 24 (62%) bills were sole-authored
- 12 (31%) bills had co-authors only from his own party
- 3 (7%) bills had at least one member of another party

Senator Gruenhagen co-signed 40 bills:

- 35 (88%) of those bills had a chief author from his own party
- 5 (12%) had a chief author from another party



Senator Heather Gustafson (DFL)

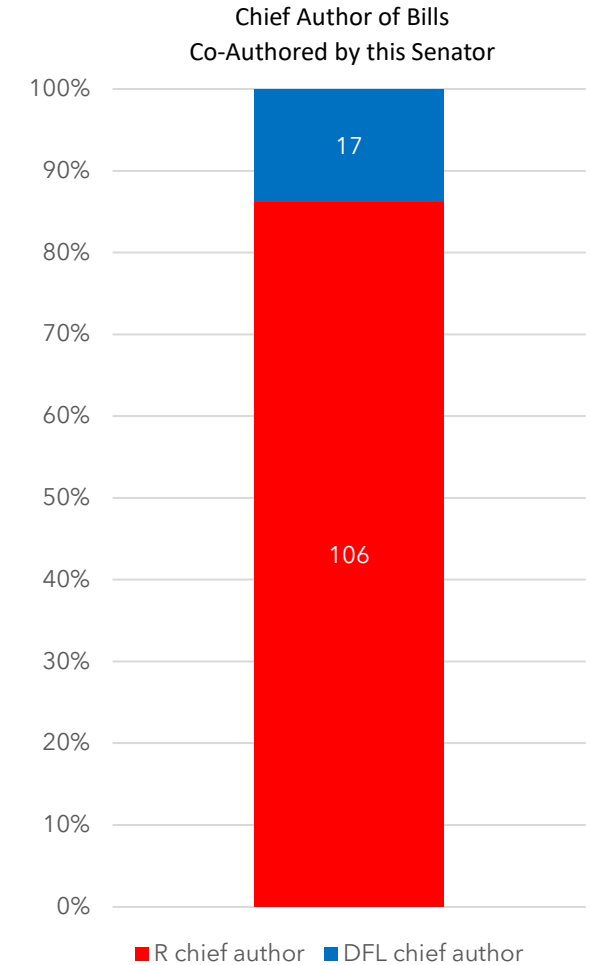
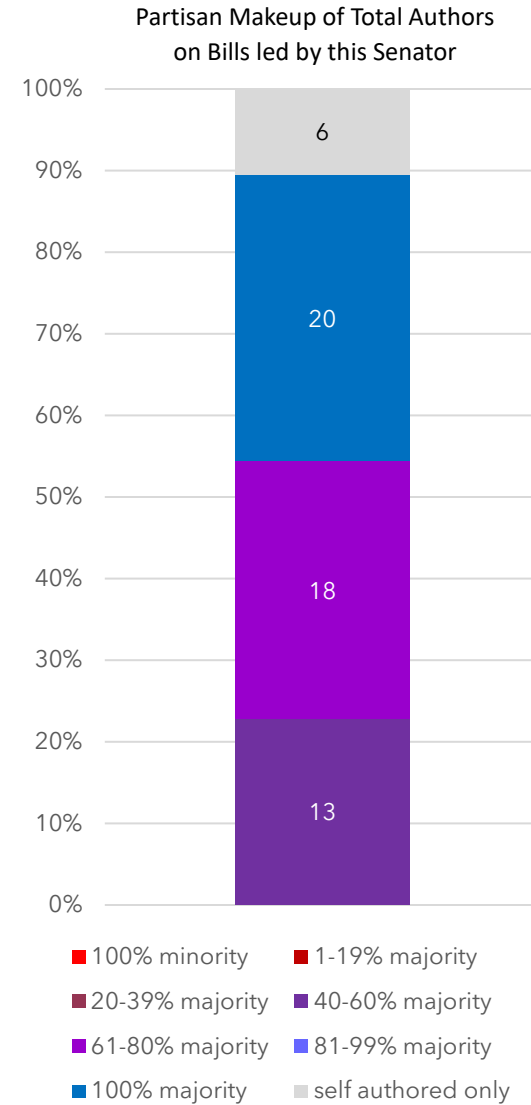
District 36
1st Term

57 bills were introduced by Senator Gustafson:

- 6 (11%) bills were sole-authored
- 20 (35%) bills had co-authors only from her own party
- 31 (54%) bills had at least one member of another party

Senator Gustafson co-signed 123 bills:

- 106 (86%) of those bills had a chief author from her own party
- 17 (14%) had a chief author from another party



Senator Grant Hauschild (DFL)

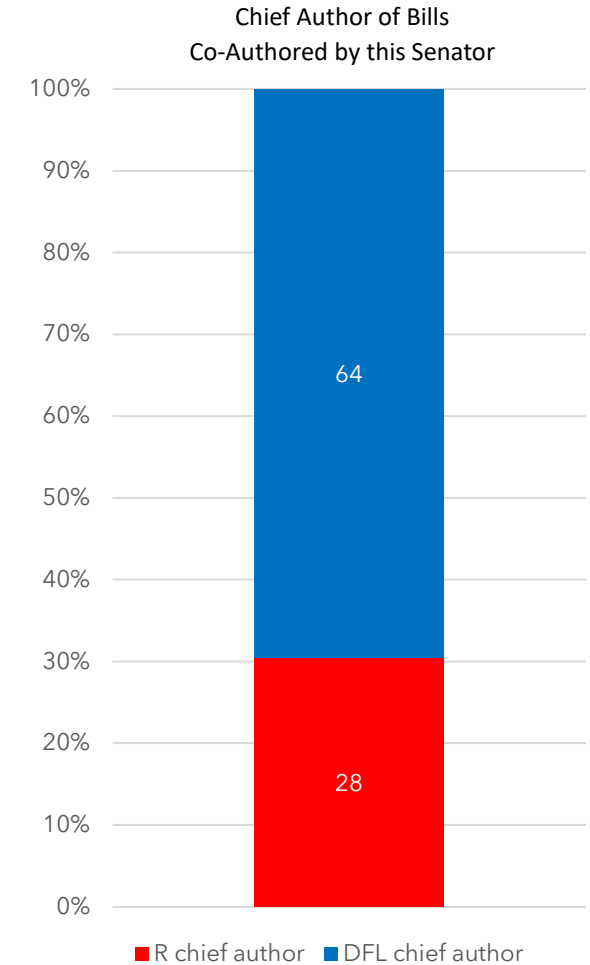
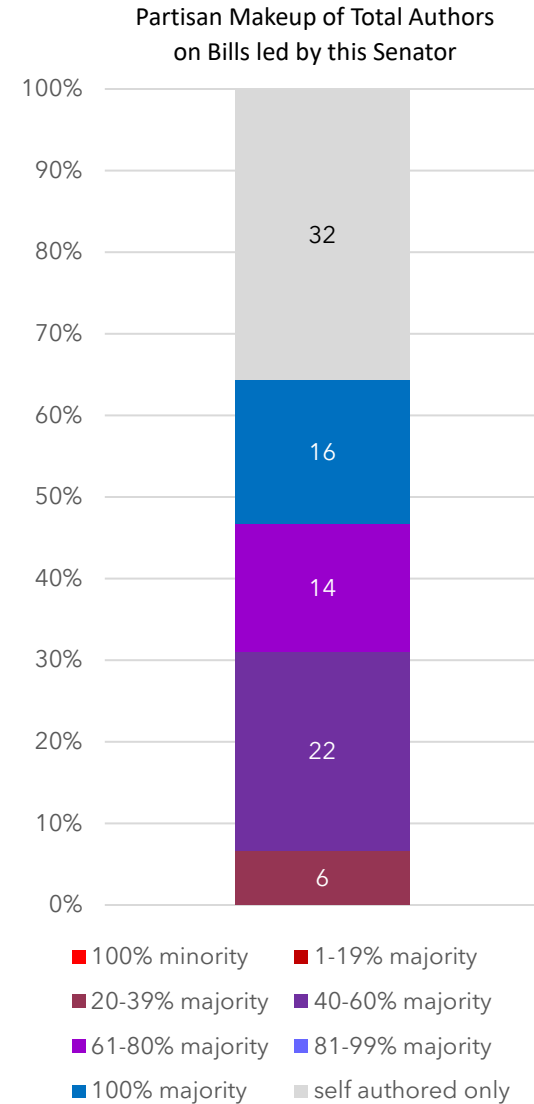
District 03
1st Term

90 bills were introduced by Senator Hauschild:

- 32 (36%) bills were sole-authored
- 16 (18%) bills had co-authors only from his own party
- 42 (46%) bills had at least one member of another party

Senator Hauschild co-signed 92 bills:

- 64 (70%) of those bills had a chief author from his own party
- 28 (30%) had a chief author from another party



Senator Foug Hawj (DFL)

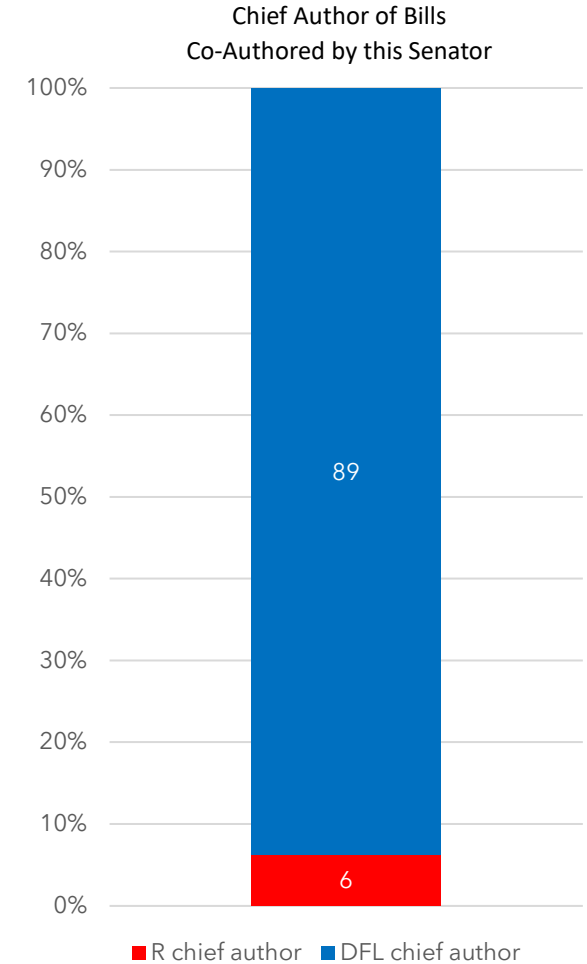
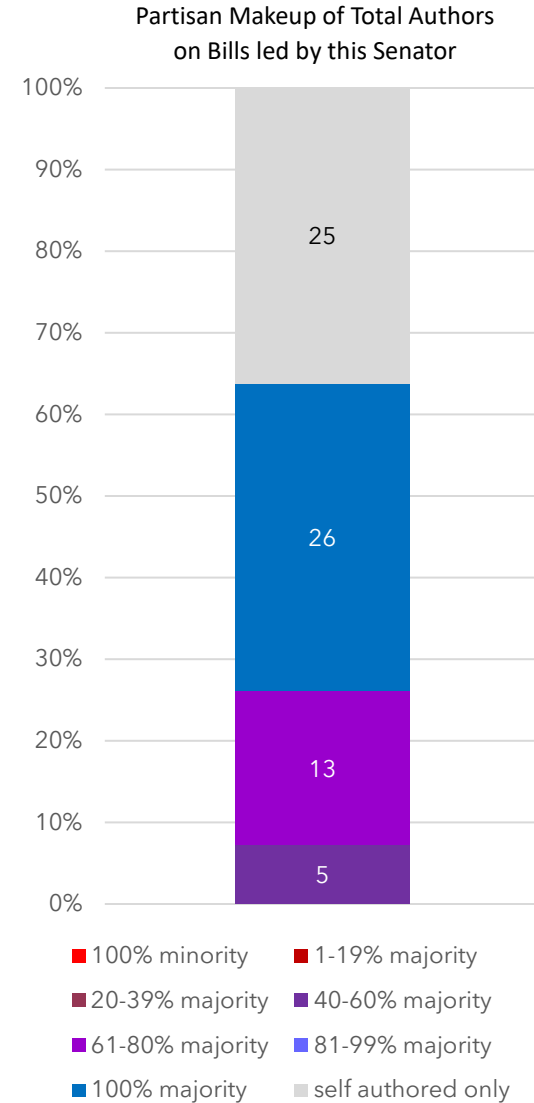
District 67
4th Term

69 bills were introduced by Senator Hawj:

- 25 (36%) bills were sole-authored
- 26 (38%) bills had co-authors only from his own party
- 18 (26%) bills had at least one member of another party

Senator Hawj co-signed 95 bills:

- 89 (94%) of those bills had a chief author from his own party
- 6 (6%) had a chief author from another party



Senator John Hoffman (DFL)

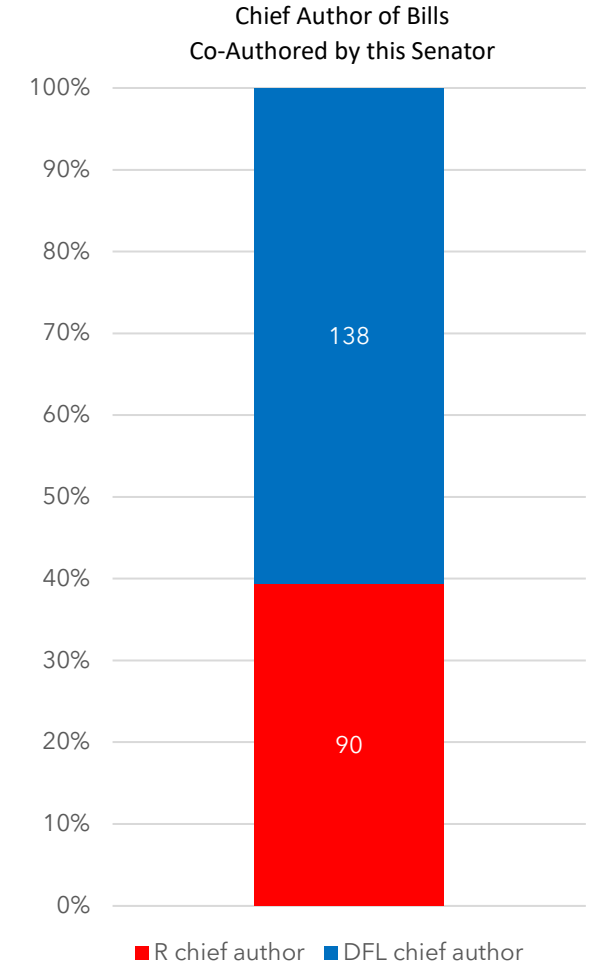
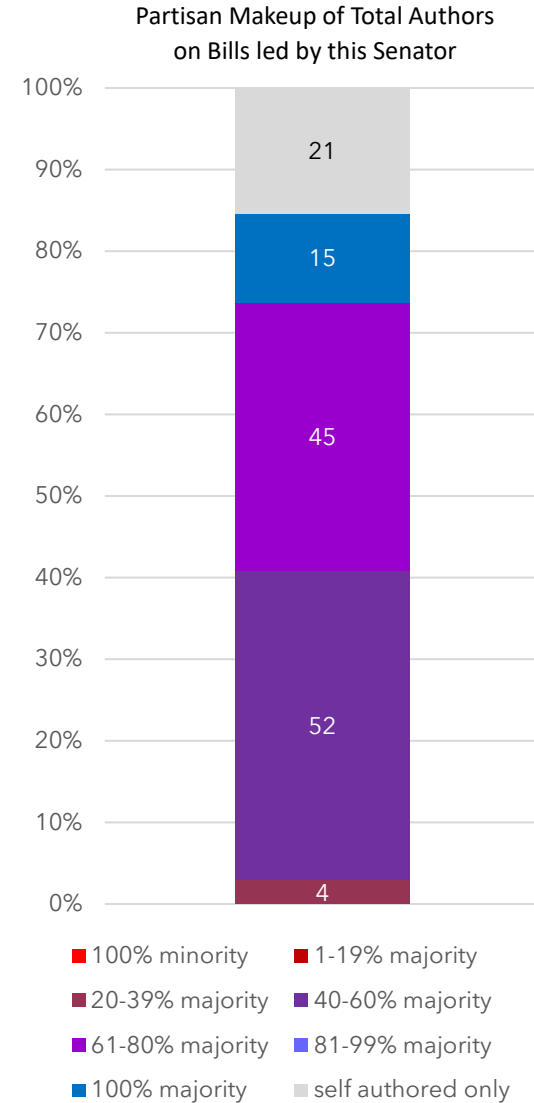
District 34
4th Term

137 bills were introduced by Senator Hoffman:

- 21 (15%) bills were sole-authored
- 15 (11%) bills had co-authors only from his own party
- 101 (74%) bills had at least one member of another party

Senator Hoffman co-signed 228 bills:

- 138 (61%) of those bills had a chief author from his own party
- 90 (39%) had a chief author from another party



Senator Karin Housley (R)

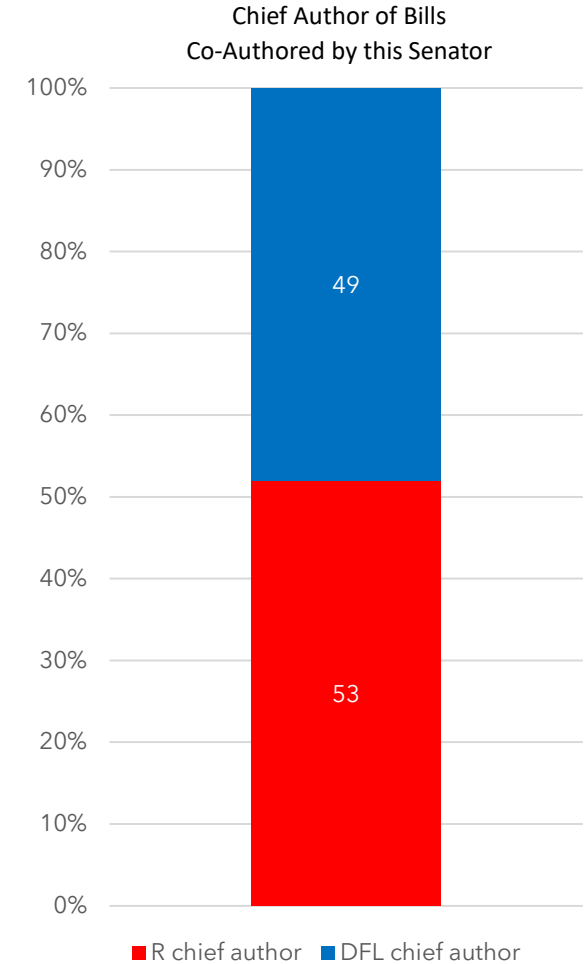
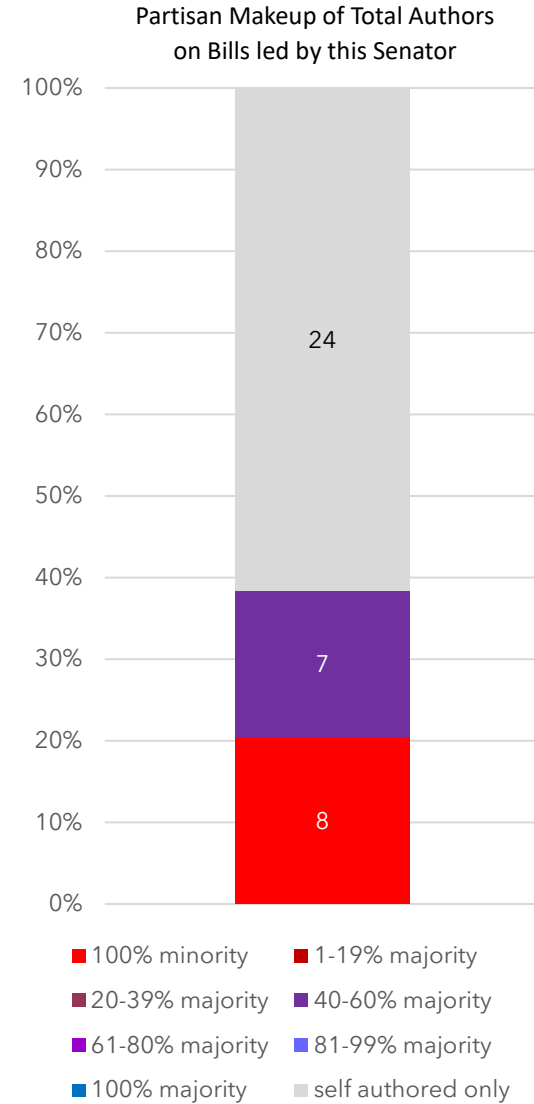
District 33
4th Term

39 bills were introduced by Senator Housley:

- 24 (62%) bills were sole-authored
- 8 (20%) bills had co-authors only from her own party
- 7 (18%) bills had at least one member of another party

Senator Housley co-signed 102 bills:

- 53 (52%) of those bills had a chief author from her own party
- 49 (48%) had a chief author from another party



Senator Jeff Howe (R)

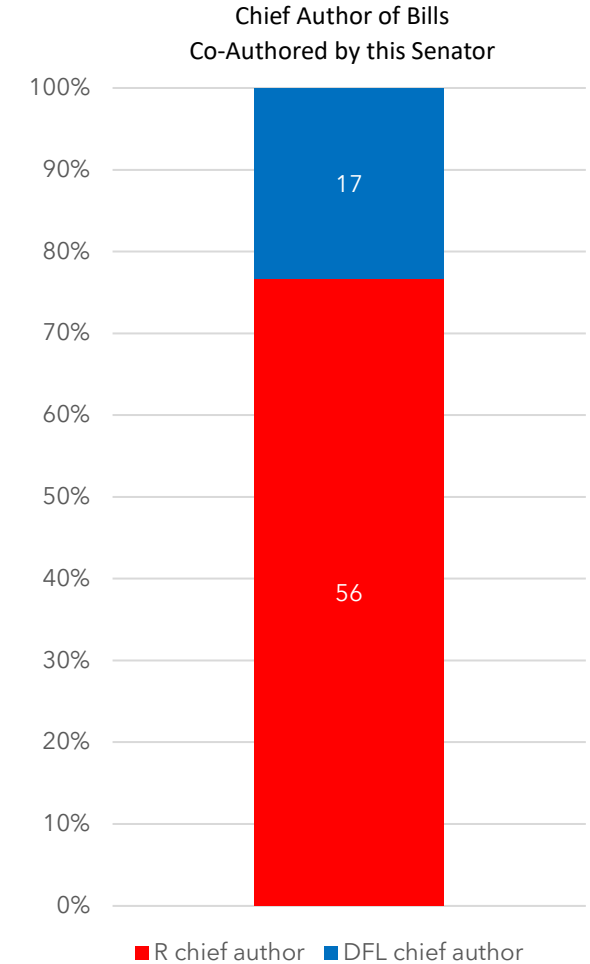
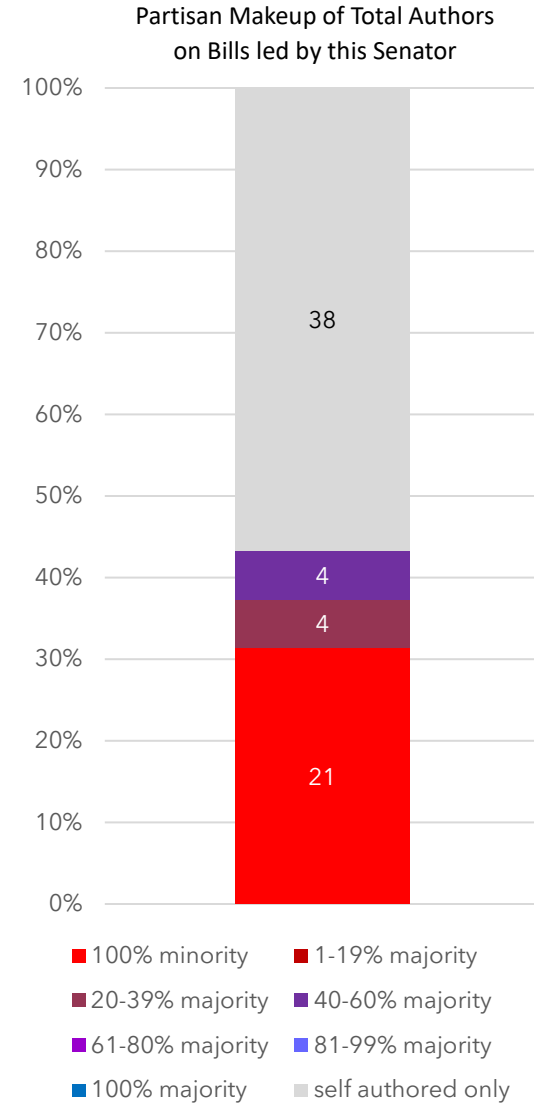
District 13
3rd Term

67 bills were introduced by Senator Howe:

- 38 (57%) bills were sole-authored
- 21 (31%) bills had co-authors only from his own party
- 8 (12%) bills had at least one member of another party

Senator Howe co-signed 73 bills:

- 56 (77%) of those bills had a chief author from his own party
- 17 (23%) had a chief author from another party



Senator John Jasinski (R)

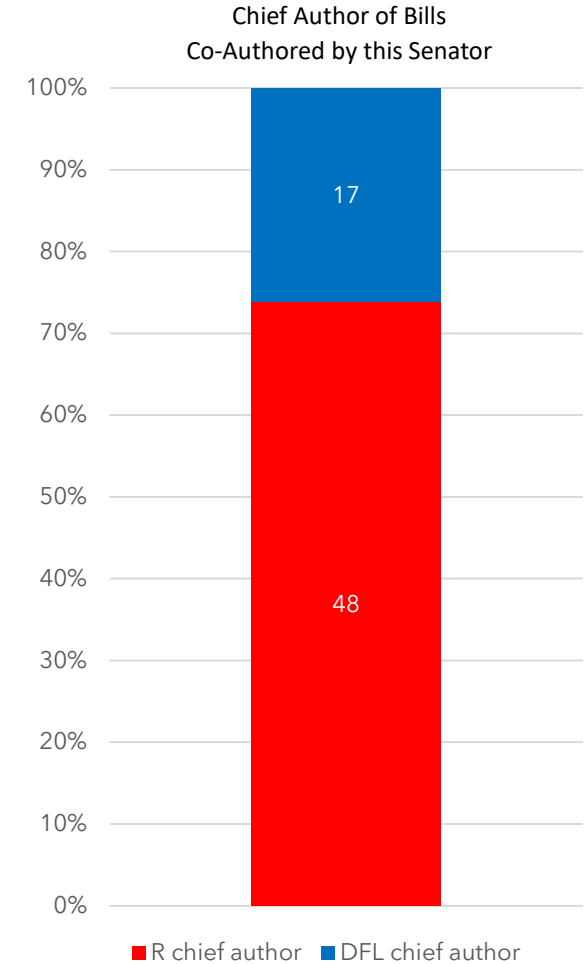
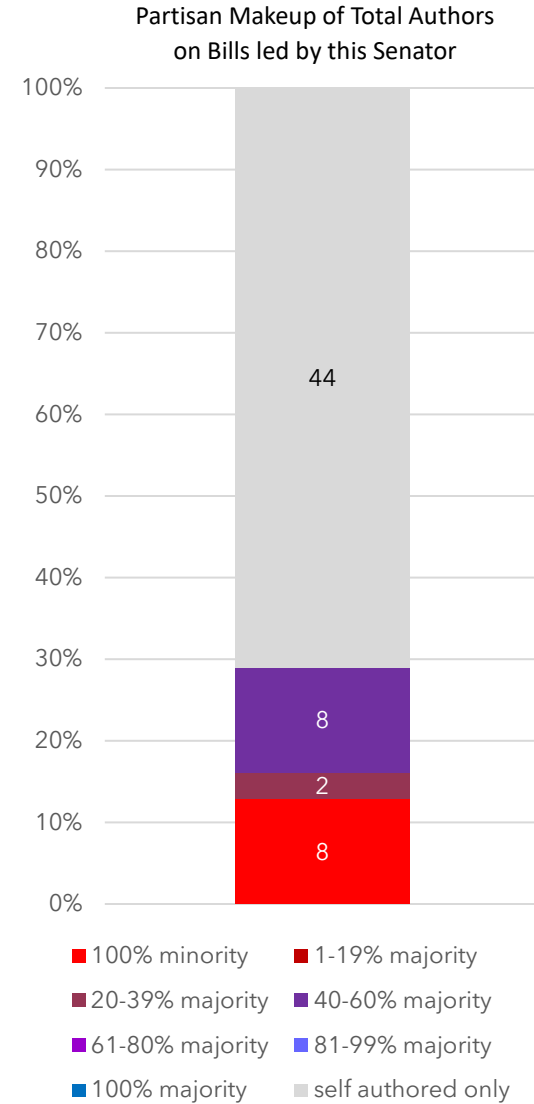
District 19
3rd Term

62 bills were introduced by Senator Jasinski:

- 44 (71%) bills were sole-authored
- 8 (13%) bills had co-authors only from his own party
- 10 (16%) bills had at least one member of another party

Senator Jasinski co-signed 65 bills:

- 48 (74%) of those bills had a chief author from his own party
- 17 (26%) had a chief author from another party



Senator Mark Johnson (R)

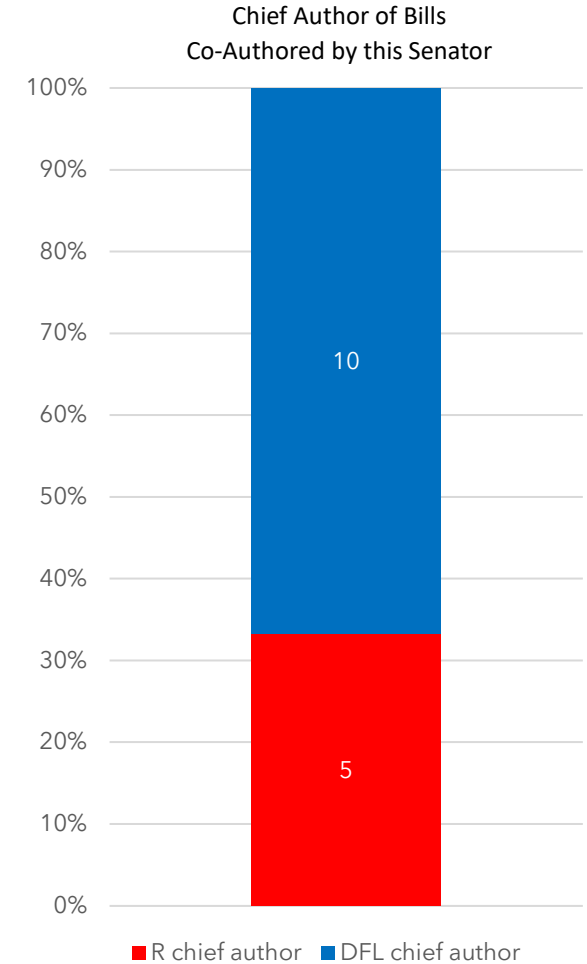
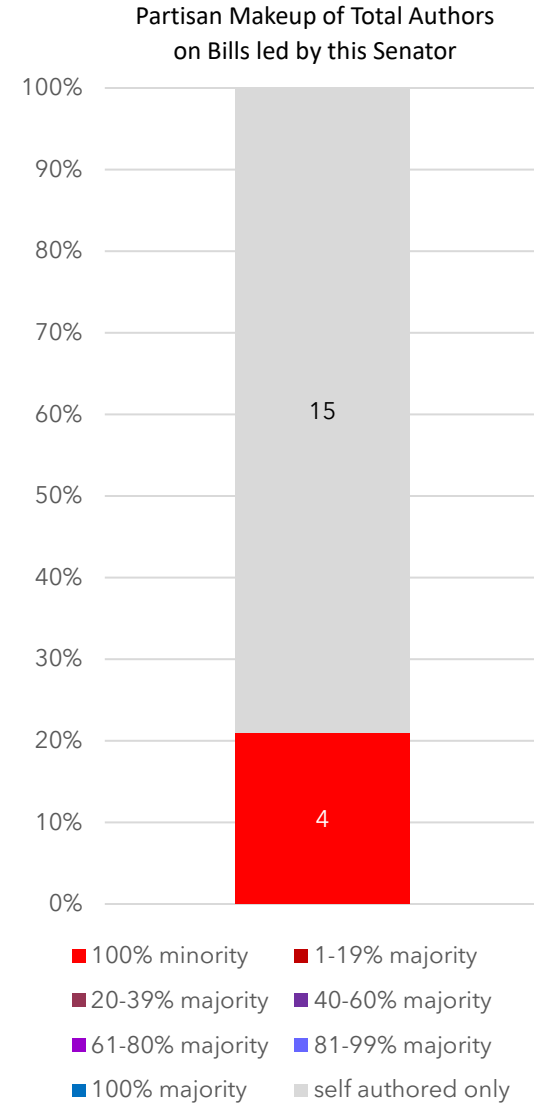
District 01
3rd Term

19 bills were introduced by Senator Johnson:

- 15 (79%) bills were sole-authored
- 4 (21%) bills had co-authors only from his own party
- 0 (0%) bills had at least one member of another party

Senator Johnson co-signed 15 bills:

- 5 (33%) of those bills had a chief author from his own party
- 10 (67%) had a chief author from another party



Senator Matt Klein (DFL)

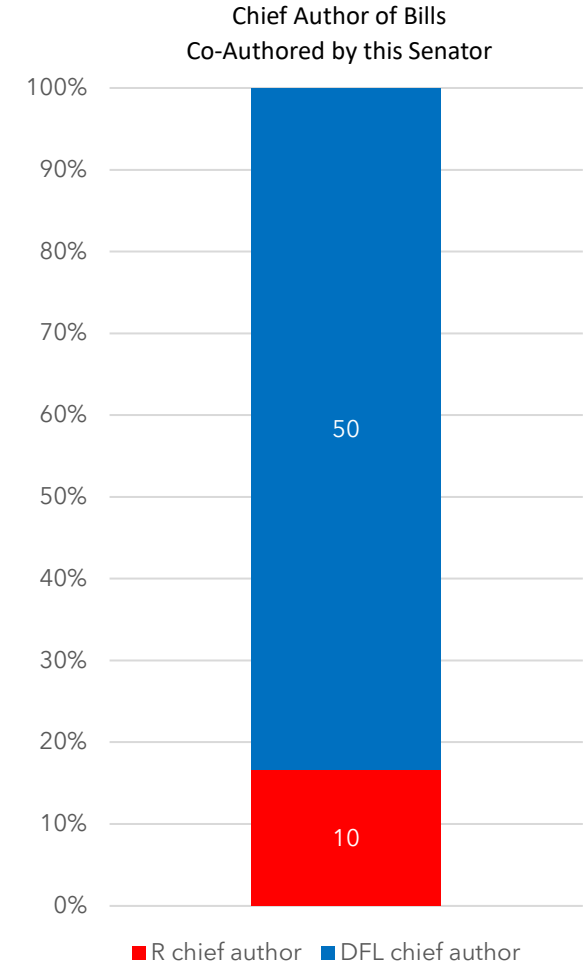
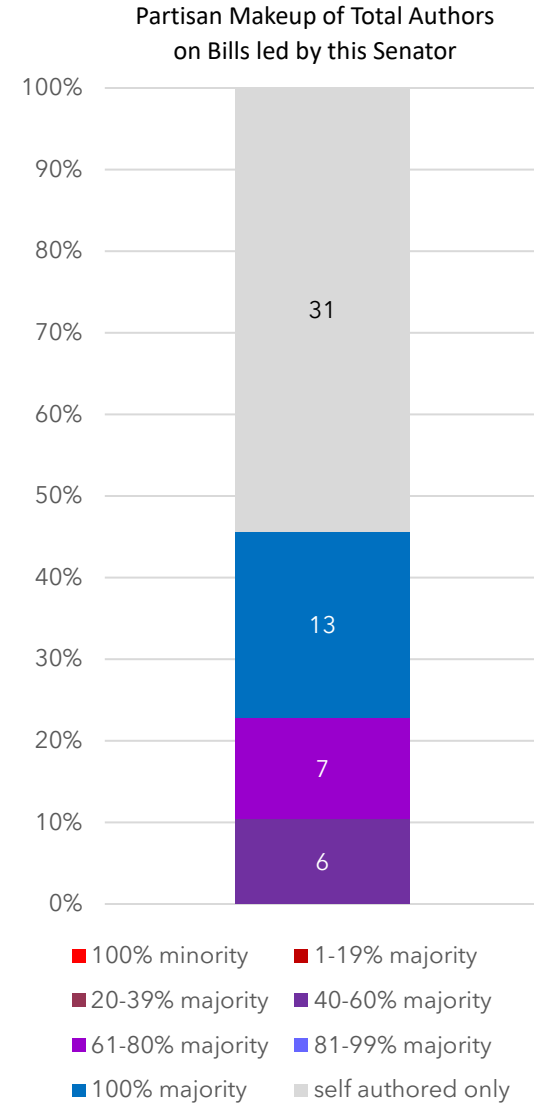
District 53
3rd Term

57 bills were introduced by Senator Klein:

- 31 (54%) bills were sole-authored
- 13 (23%) bills had co-authors only from his own party
- 13 (23%) bills had at least one member of another party

Senator Klein co-signed 60 bills:

- 50 (83%) of those bills had a chief author from his own party
- 10 (17%) had a chief author from another party



Senator Mark Koran (R)

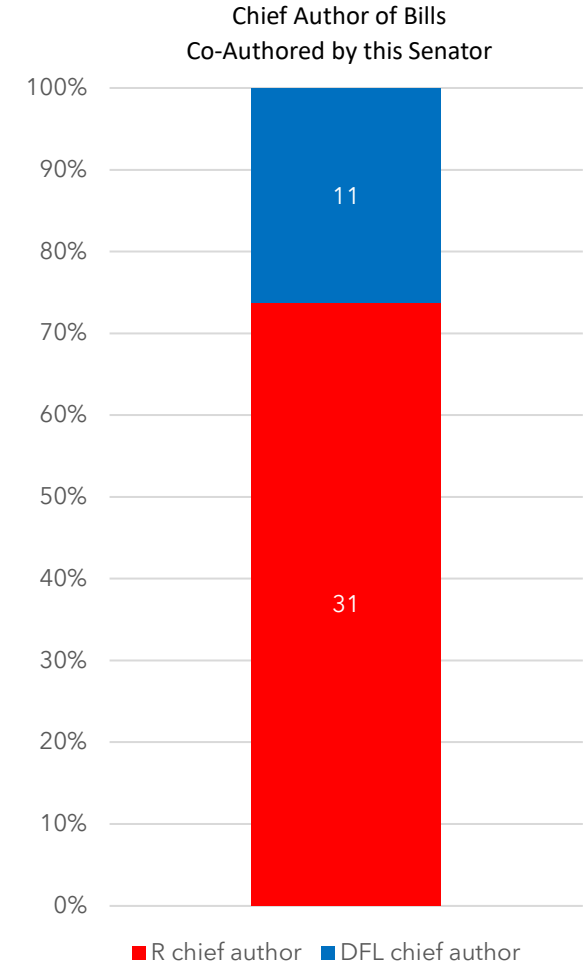
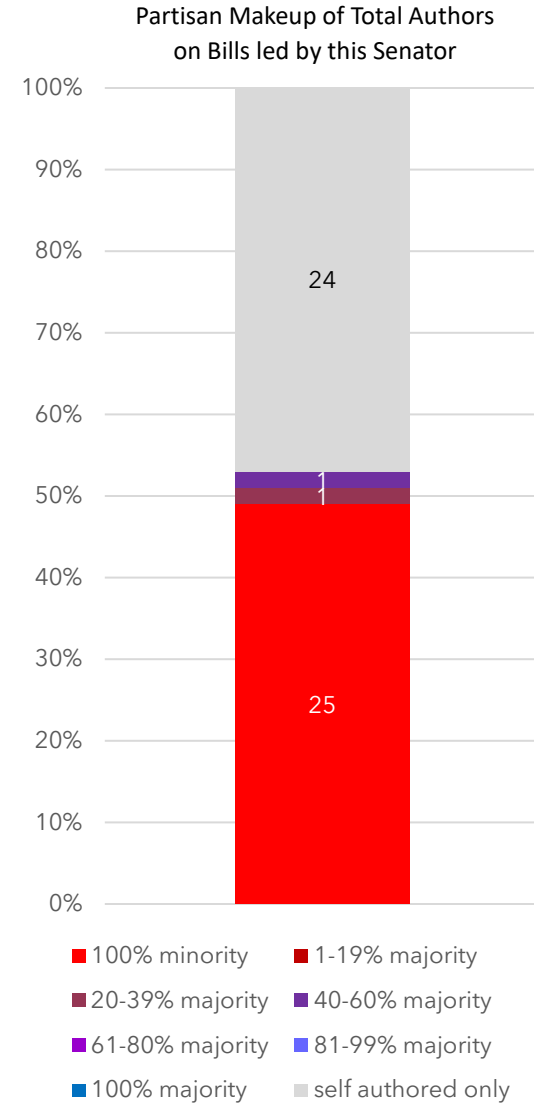
District 28
3rd Term

51 bills were introduced by Senator Koran:

- 24 (47%) bills were sole-authored
- 25 (49%) bills had co-authors only from his own party
- 2 (4%) bills had at least one member of another party

Senator Koran co-signed 42 bills:

- 31 (74%) of those bills had a chief author from his own party
- 11 (26%) had a chief author from another party



Senator Michael Kreun (R)

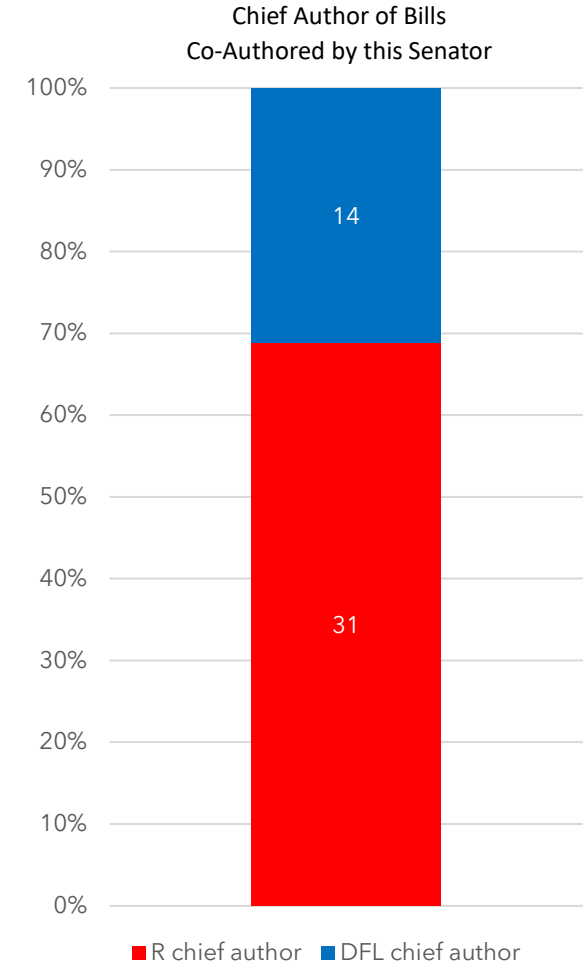
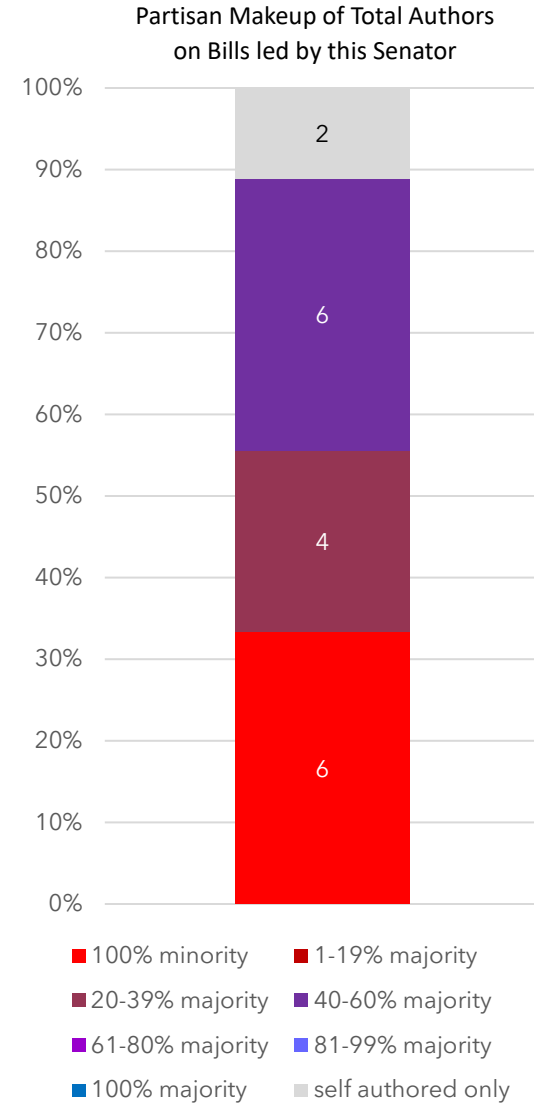
District 32
1st Term

18 bills were introduced by Senator Kreun:

- 2 (11%) bills were sole-authored
- 6 (33%) bills had co-authors only from his own party
- 10 (56%) bills had at least one member of another party

Senator Kreun co-signed 45 bills:

- 31 (69%) of those bills had a chief author from his own party
- 14 (31%) had a chief author from another party



Senator Mary Kunesh (DFL)

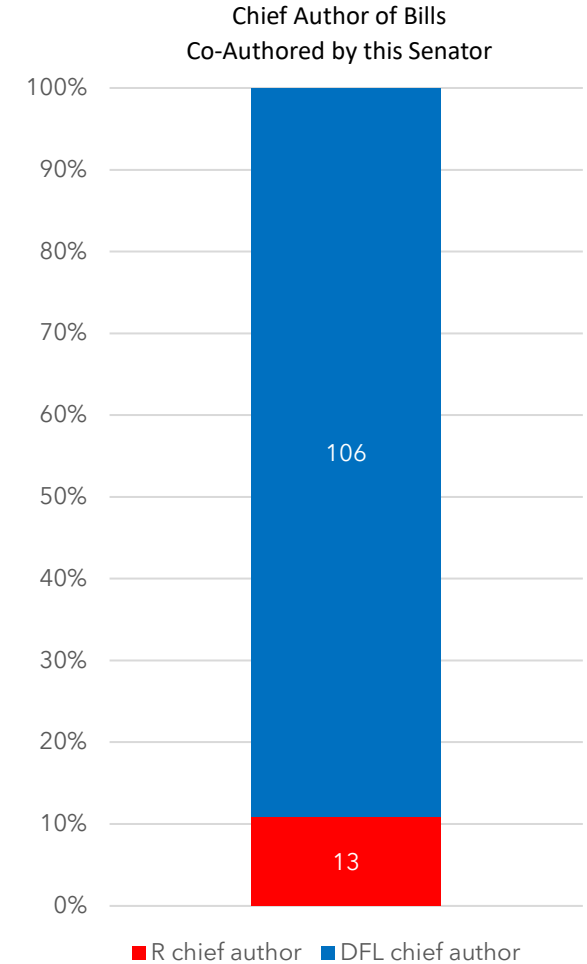
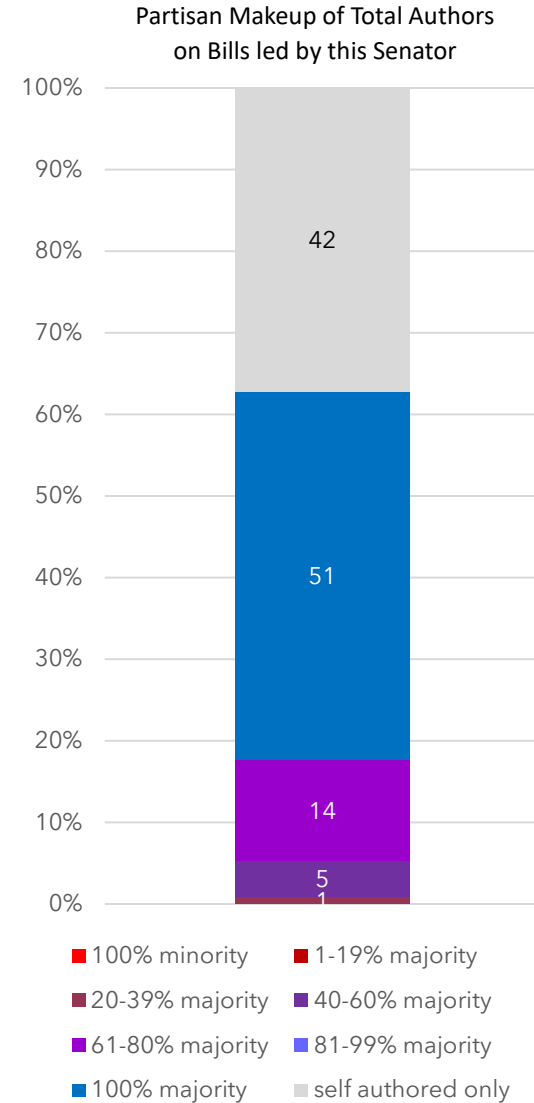
District 39
2nd Term

113 bills were introduced by Senator Kunesh:

- 42 (37%) bills were sole-authored
- 51 (45%) bills had co-authors only from her own party
- 20 (18%) bills had at least one member of another party

Senator Kunesh co-signed 119 bills:

- 106 (89%) of those bills had a chief author from her own party
- 13 (11%) had a chief author from another party



Senator Robert Kupec (DFL)

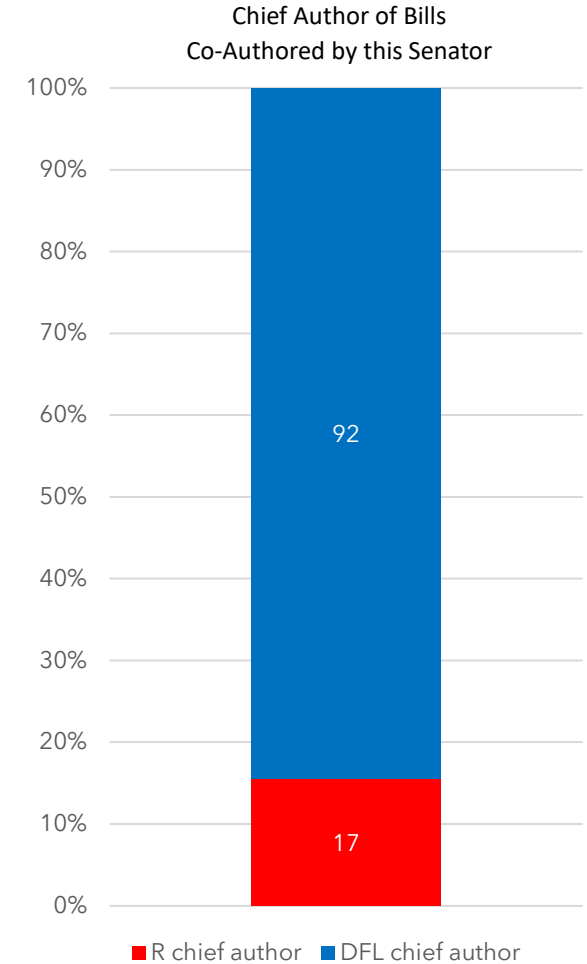
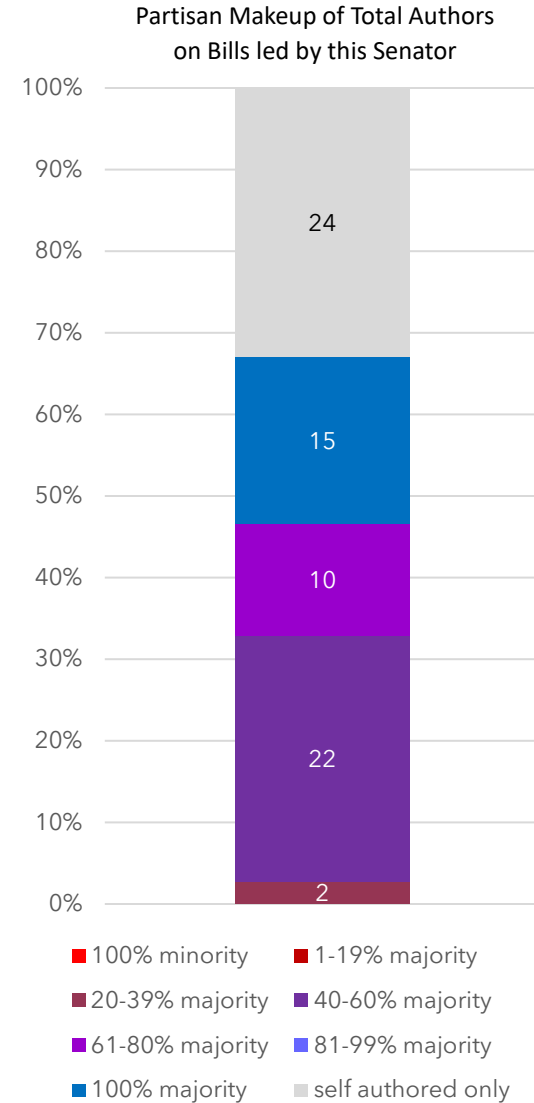
District 04
1st Term

73 bills were introduced by Senator Kupec:

- 24 (33%) bills were sole-authored
- 15 (20%) bills had co-authors only from his own party
- 34 (47%) bills had at least one member of another party

Senator Kupec co-signed 109 bills:

- 92 (84%) of those bills had a chief author from his own party
- 17 (16%) had a chief author from another party



Senator Andrew Lang (R)

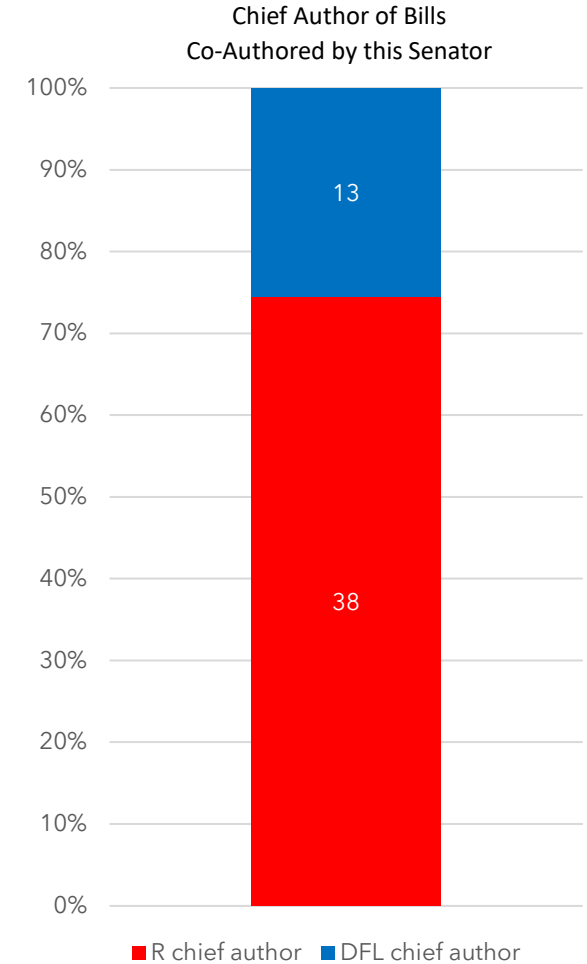
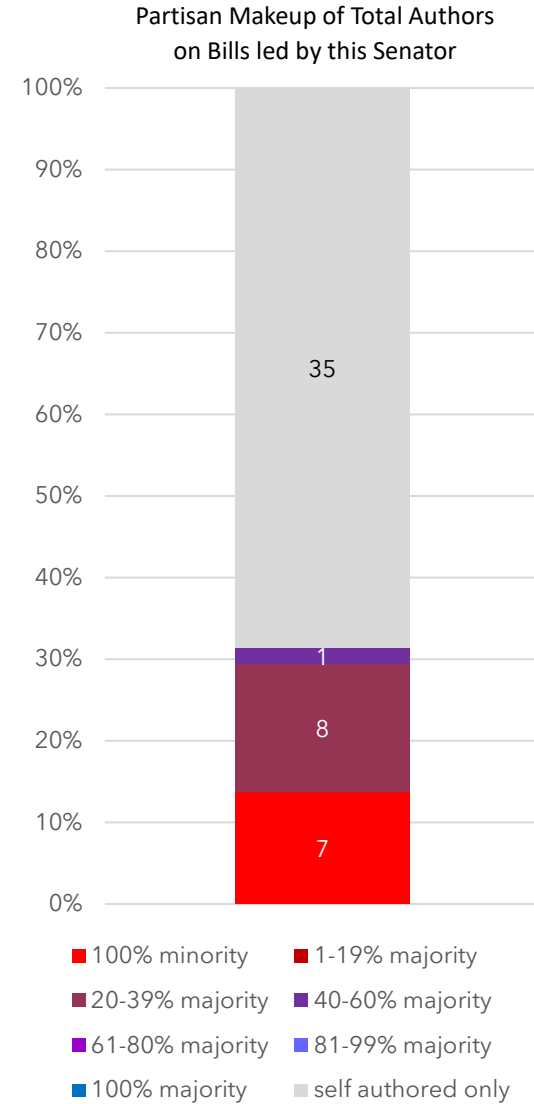
District 16
3rd Term

51 bills were introduced by Senator Lang:

- 35 (69%) bills were sole-authored
- 7 (14%) bills had co-authors only from his own party
- 9 (17%) bills had at least one member of another party

Senator Lang co-signed 51 bills:

- 38 (74%) of those bills had a chief author from his own party
- 13 (26%) had a chief author from another party



Senator Ron Latz (DFL)

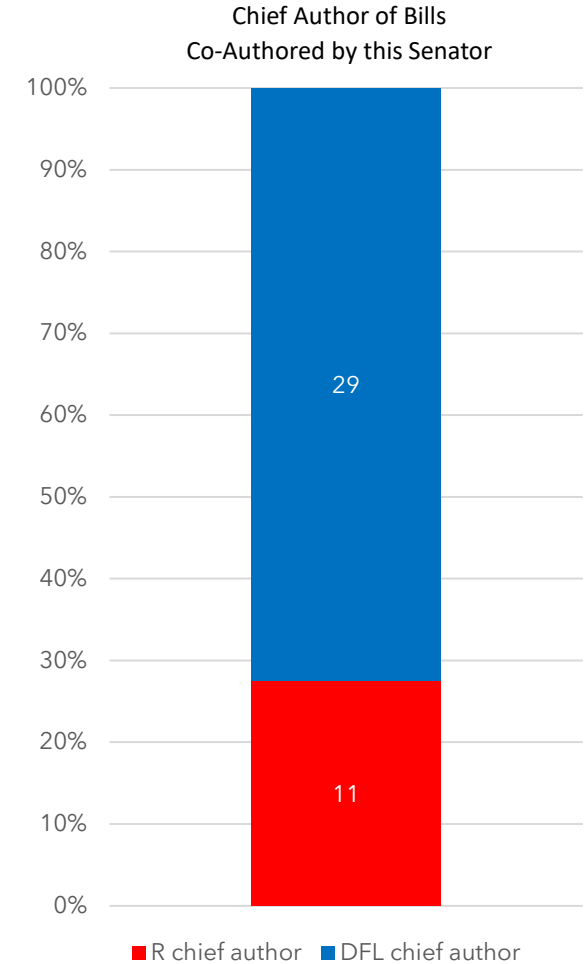
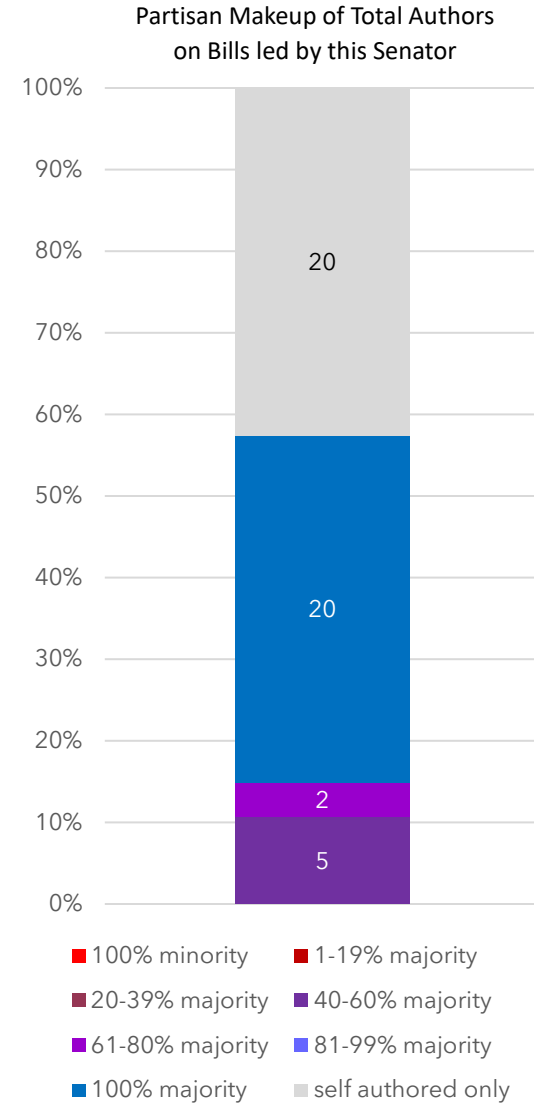
District 46
6th Term

47 bills were introduced by Senator Latz:

- 20 (42%) bills were sole-authored
- 20 (42%) bills had co-authors only from his own party
- 7 (15%) bills had at least one member of another party

Senator Latz co-signed 40 bills:

- 29 (73%) of those bills had a chief author from his own party
- 11 (27%) had a chief author from another party



Senator Bill Lieske (R)

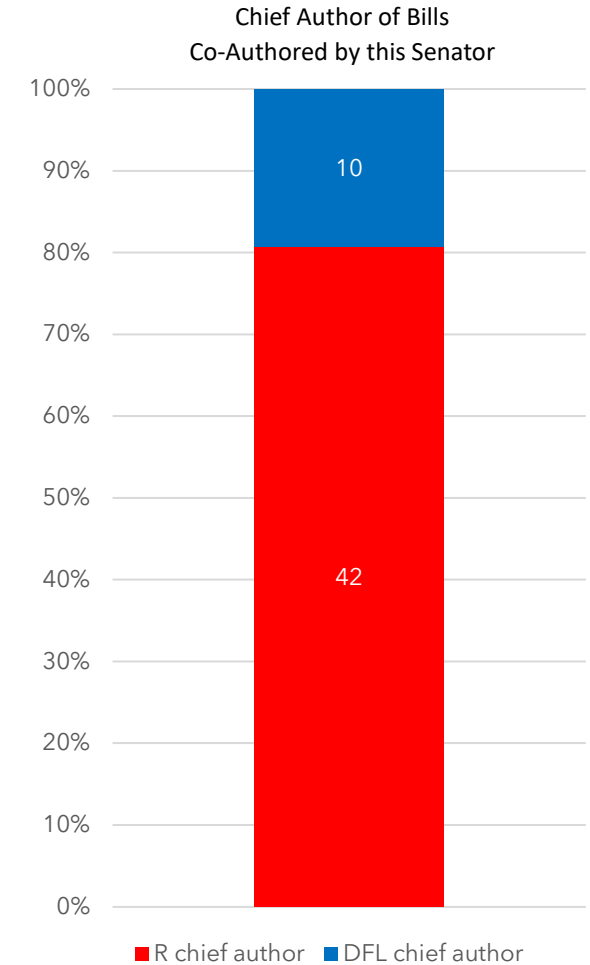
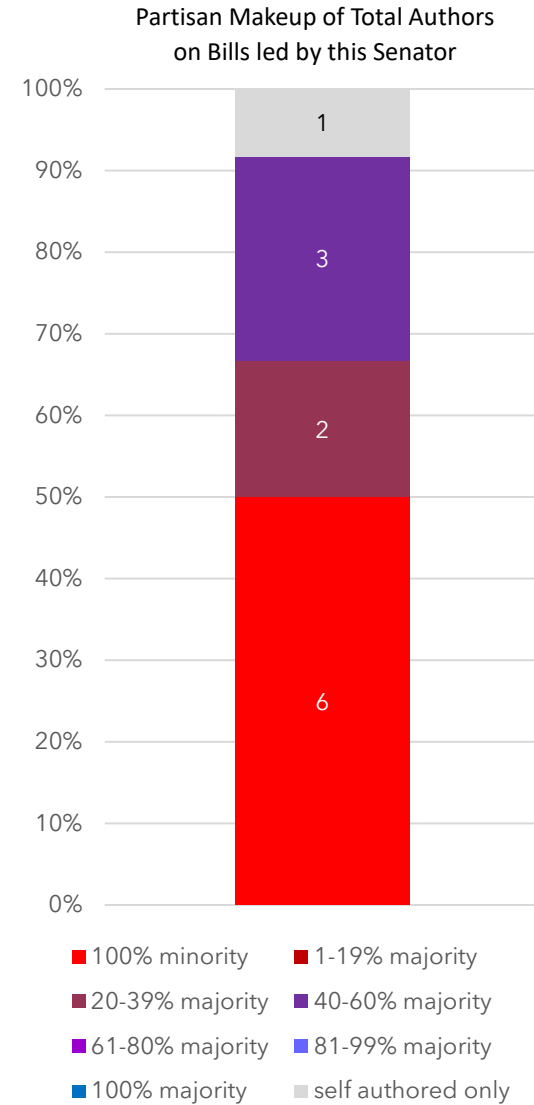
District 58
1st Term

12 bills were introduced by Senator Lieske:

- 1 (8%) bills were sole-authored
- 6 (50%) bills had co-authors only from his own party
- 5 (42%) bills had at least one member of another party

Senator Lieske co-signed 52 bills:

- 42 (81%) of those bills had a chief author from his own party
- 10 (19%) had a chief author from another party



Senator Warren Limmer (R)

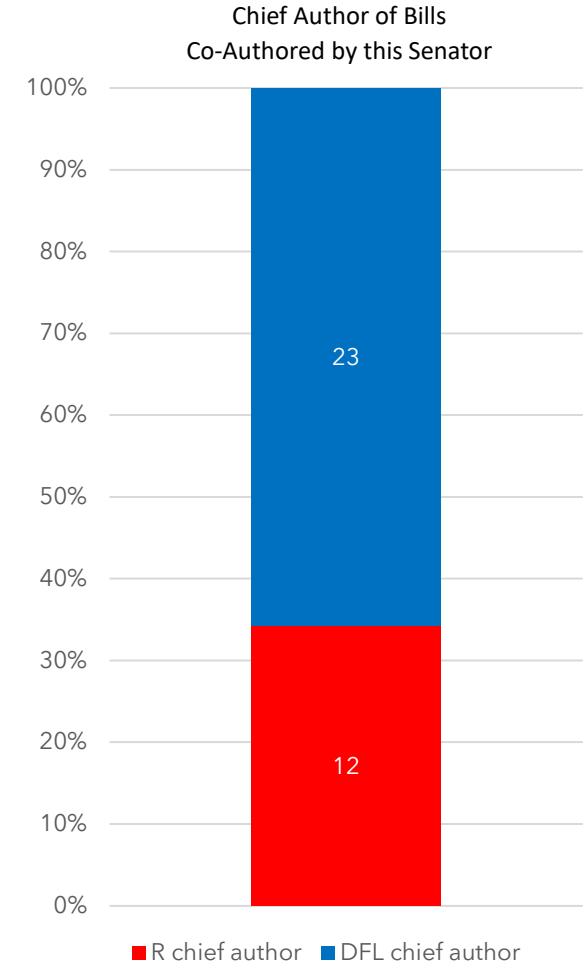
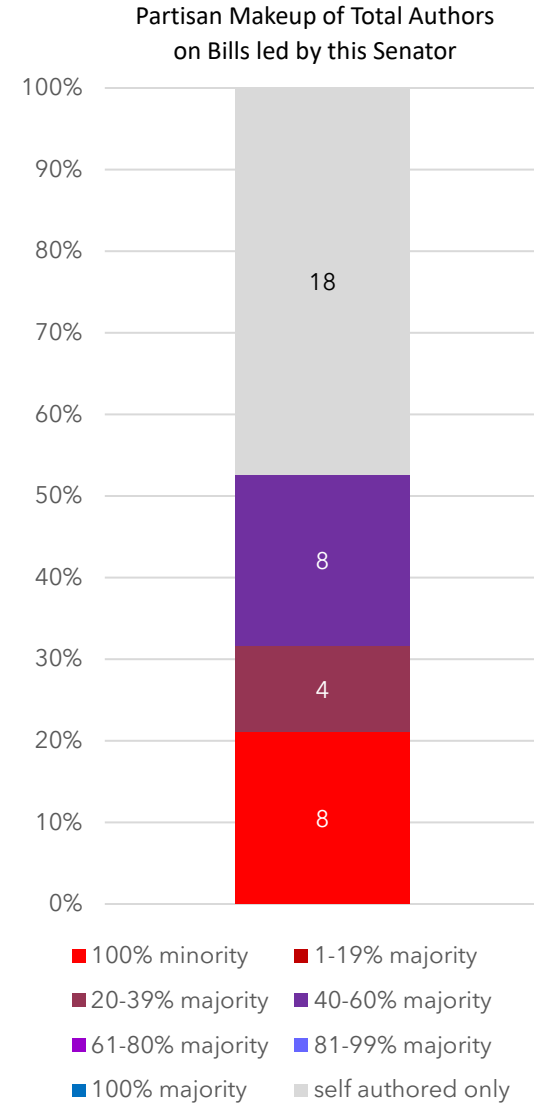
District 37
10th Term

38 bills were introduced by Senator Limmer:

- 18 (47%) bills were sole-authored
- 8 (21%) bills had co-authors only from his own party
- 12 (32%) bills had at least one member of another party

Senator Limmer co-signed 35 bills:

- 12 (34%) of those bills had a chief author from his own party
- 23 (66%) had a chief author from another party



Senator Eric Lucero (R)

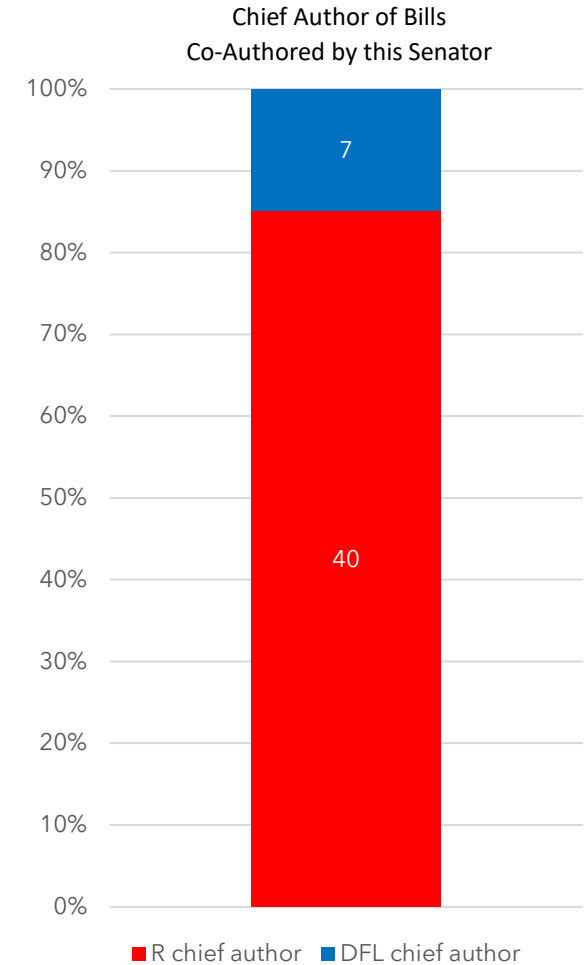
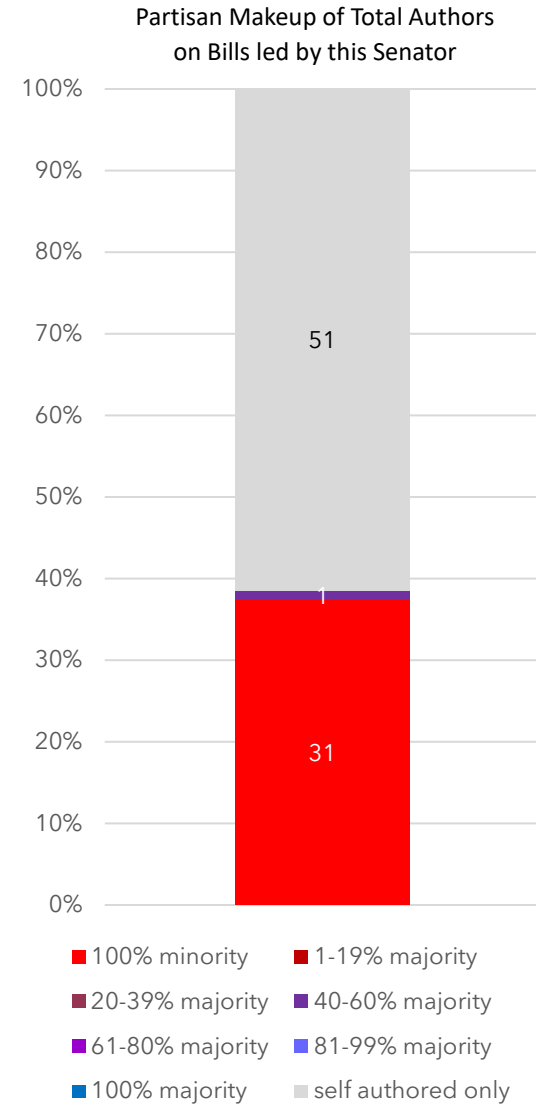
District 30
1st Term

83 bills were introduced by Senator Lucero:

- 51 (61%) bills were sole-authored
- 31 (37%) bills had co-authors only from his own party
- 1 (2%) bills had at least one member of another party

Senator Lucero co-signed 47 bills:

- 40 (85%) of those bills had a chief author from his own party
- 7 (15%) had a chief author from another party



Senator Alice Mann (DFL)

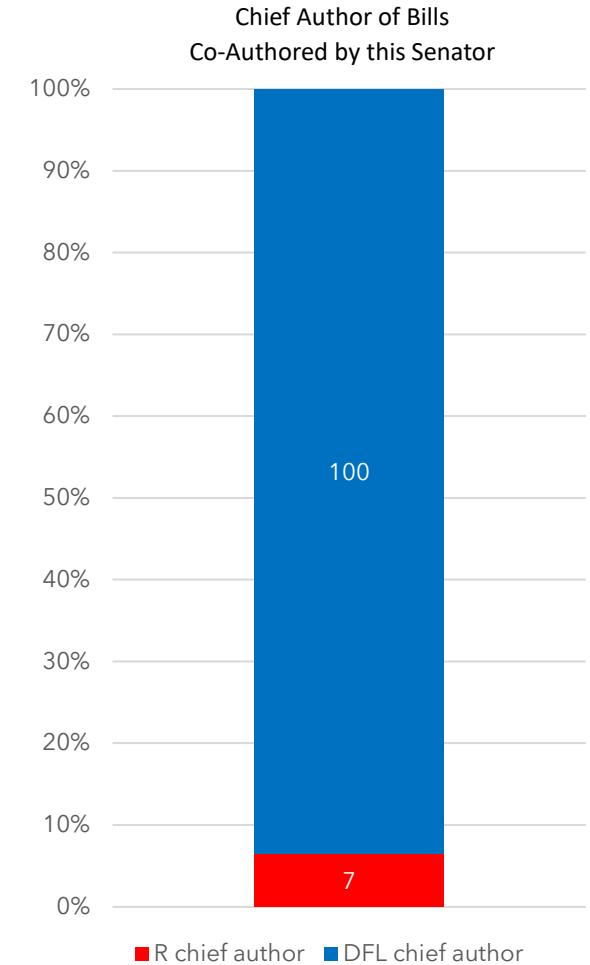
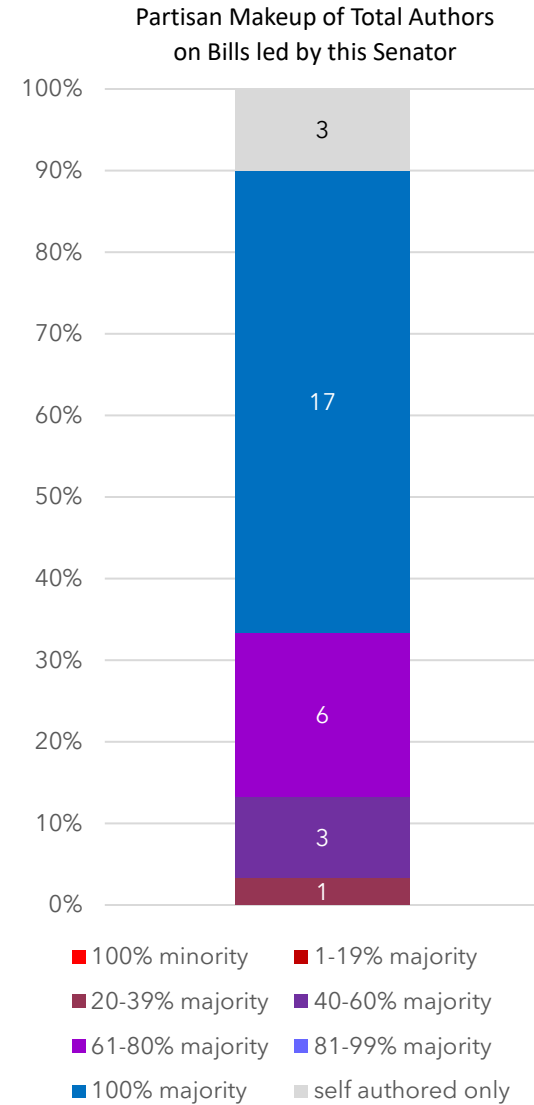
District 50
1st Term

30 bills were introduced by Senator Mann:

- 3 (10%) bills were sole-authored
- 17 (57%) bills had co-authors only from her own party
- 10 (33%) bills had at least one member of another party

Senator Mann co-signed 107 bills:

- 100 (93%) of those bills had a chief author from her own party
- 7 (7%) had a chief author from another party



Senator John Marty (DFL)

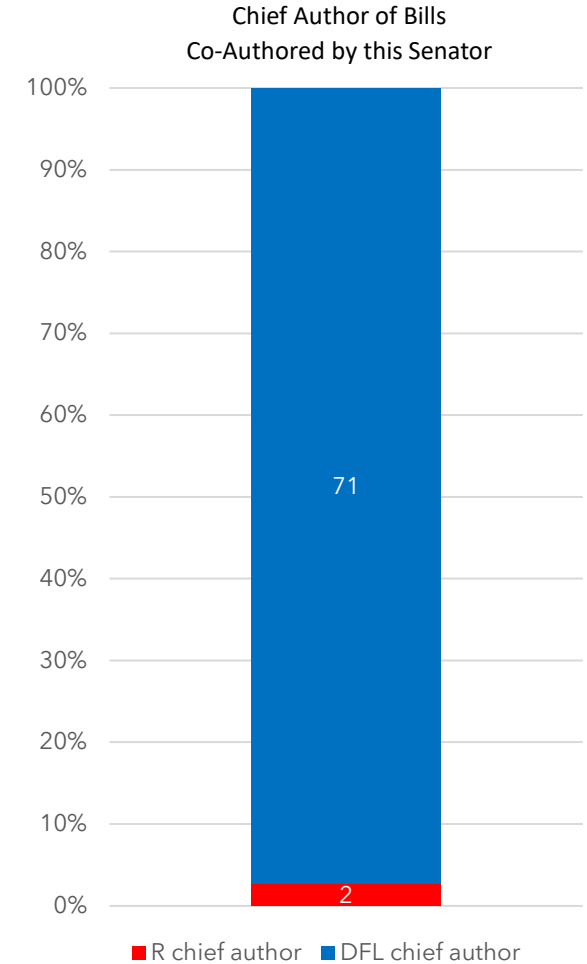
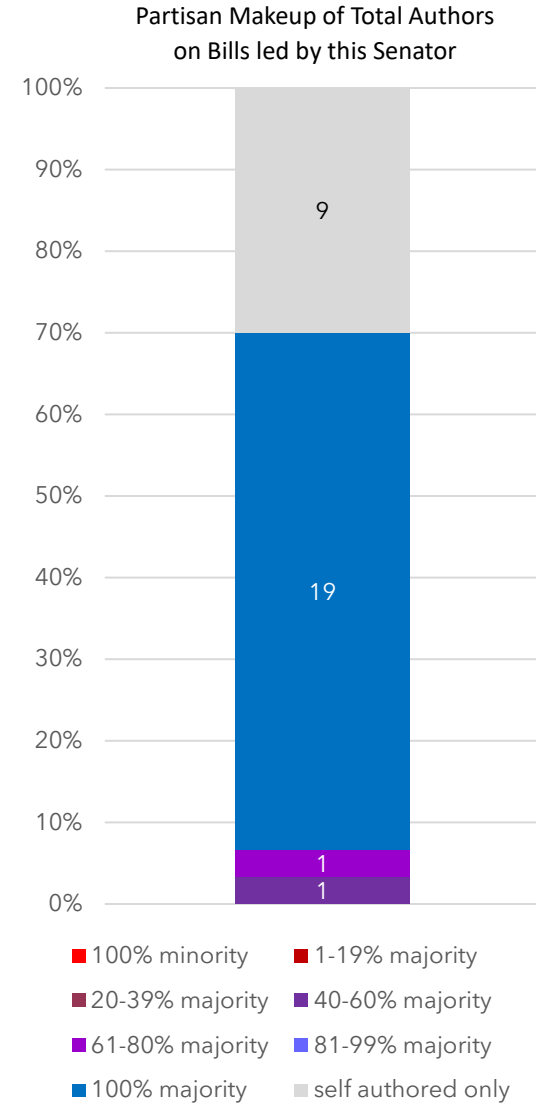
District 40
12th Term

30 bills were introduced by Senator Marty:

- 9 (30%) bills were sole-authored
- 19 (63%) bills had co-authors only from his own party
- 2 (7%) bills had at least one member of another party

Senator Marty co-signed 73 bills:

- 71 (97%) of those bills had a chief author from his own party
- 2 (3%) had a chief author from another party



Senator Andrew Mathews (R)

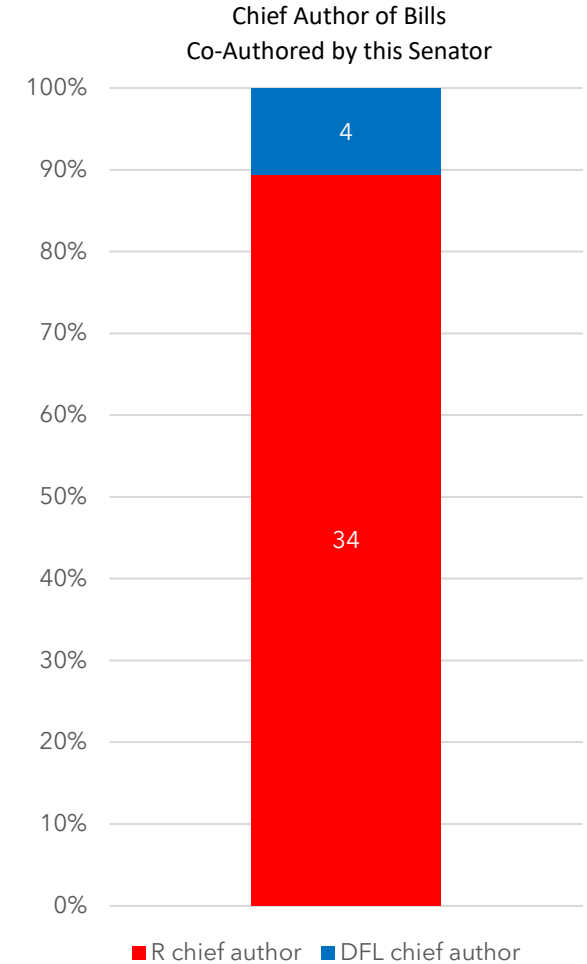
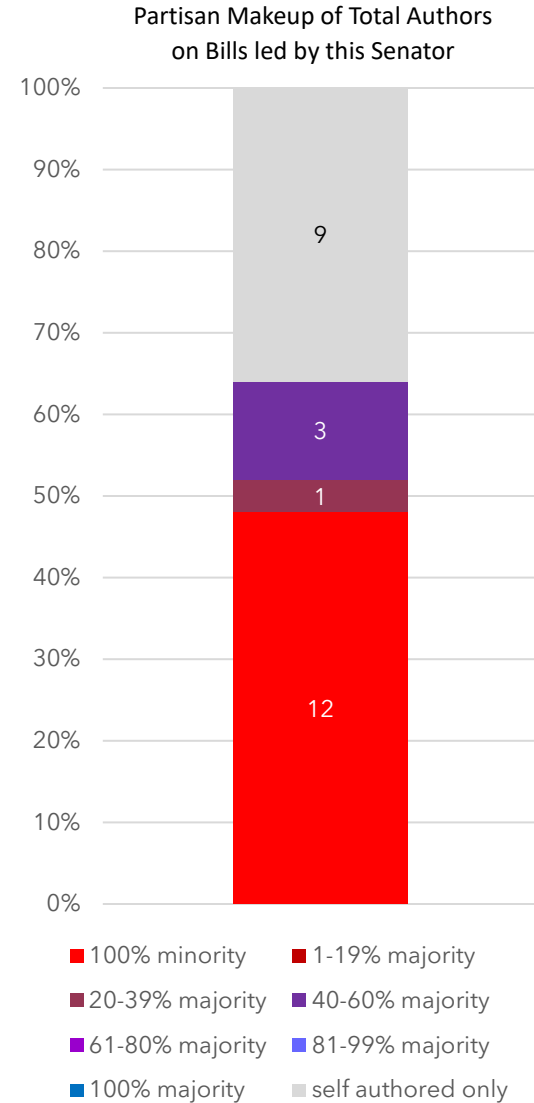
District 27
3rd Term

25 bills were introduced by Senator Mathews:

- 9 (36%) bills were sole-authored
- 12 (48%) bills had co-authors only from his own party
- 4 (16%) bills had at least one member of another party

Senator Mathews co-signed 38 bills:

- 34 (89%) of those bills had a chief author from his own party
- 4 (11%) had a chief author from another party



Senator Erin Maye Quade (DFL)

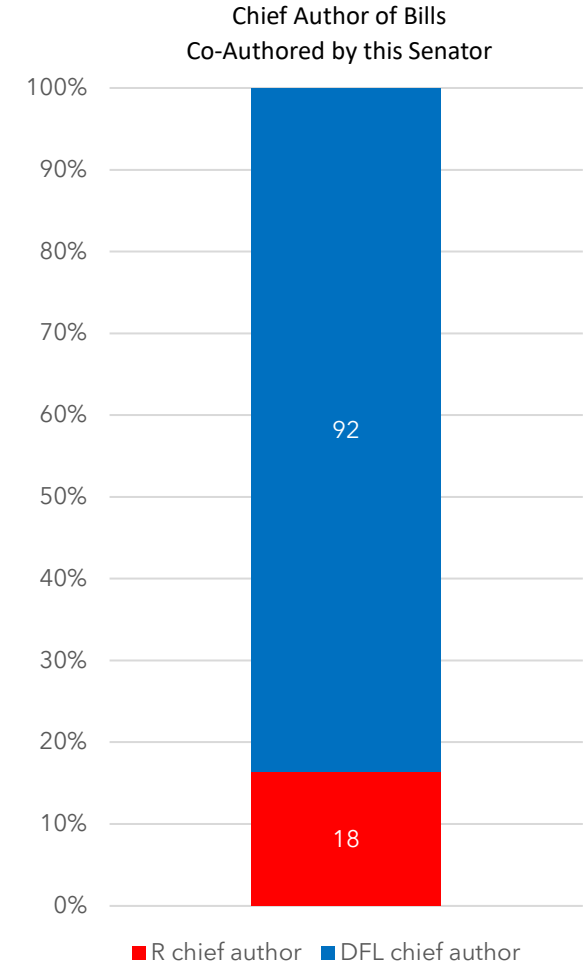
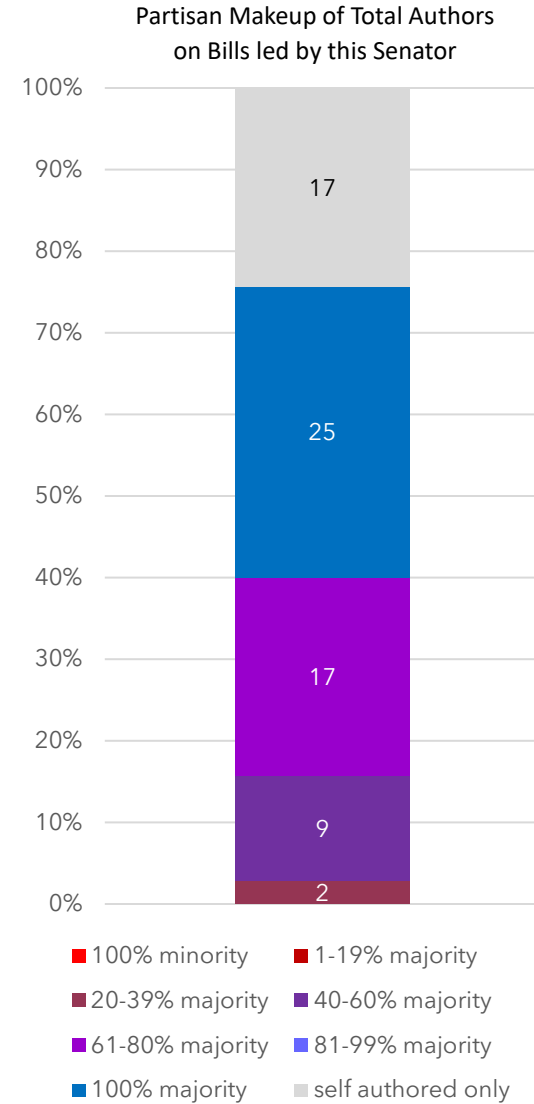
District 56
1st Term

70 bills were introduced by Senator Maye Quade:

- 17 (24%) bills were sole-authored
- 25 (36%) bills had co-authors only from her own party
- 28 (40%) bills had at least one member of another party

Senator Maye Quade co-signed 110 bills:

- 92 (84%) of those bills had a chief author from her own party
- 18 (16%) had a chief author from another party



Senator Jennifer McEwen (DFL)

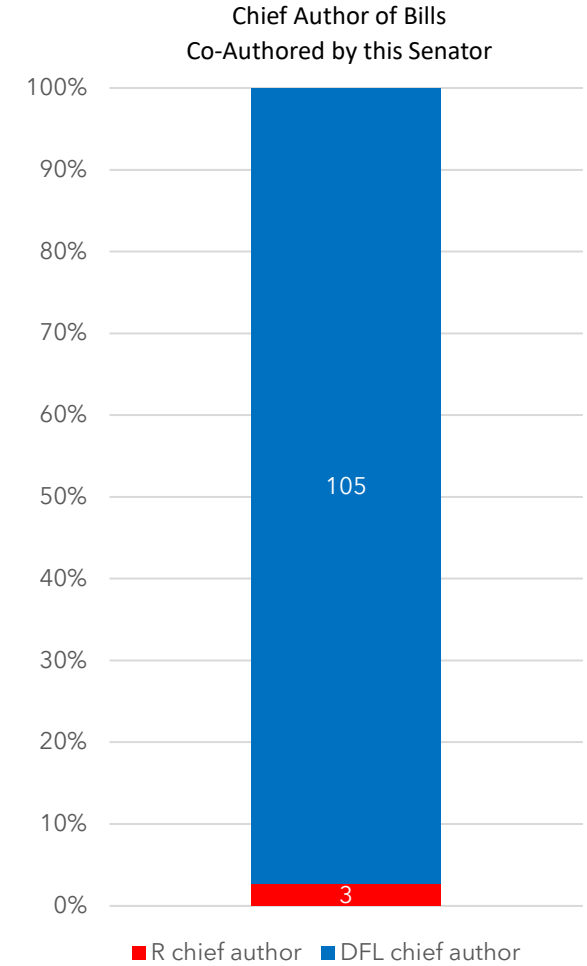
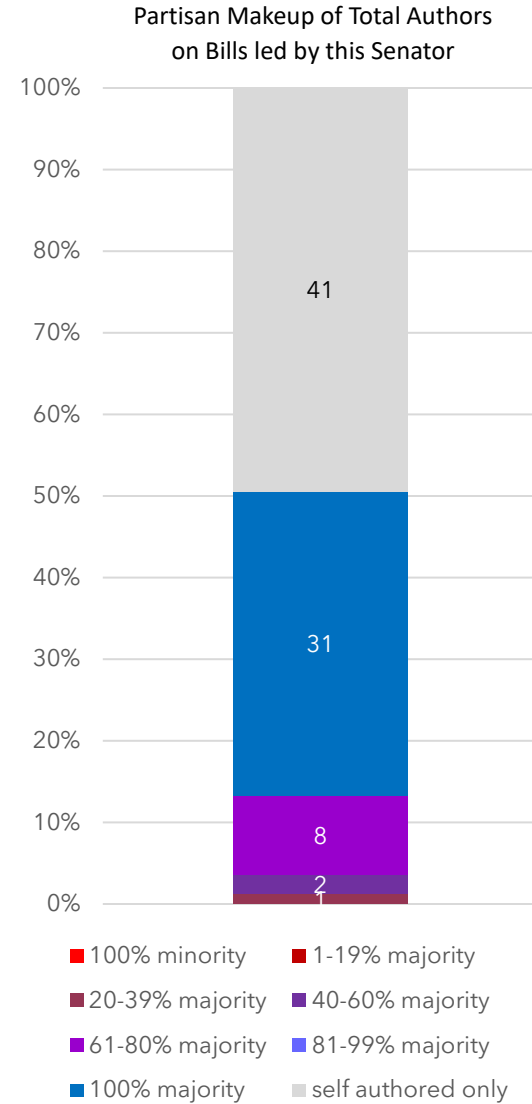
District 08
2nd Term

83 bills were introduced by Senator McEwen:

- 41 (49%) bills were sole-authored
- 31 (37%) bills had co-authors only from her own party
- 11 (13%) bills had at least one member of another party

Senator McEwen co-signed 108 bills:

- 105 (97%) of those bills had a chief author from her own party
- 3 (3%) had a chief author from another party



Senator Jeremy Miller (R)

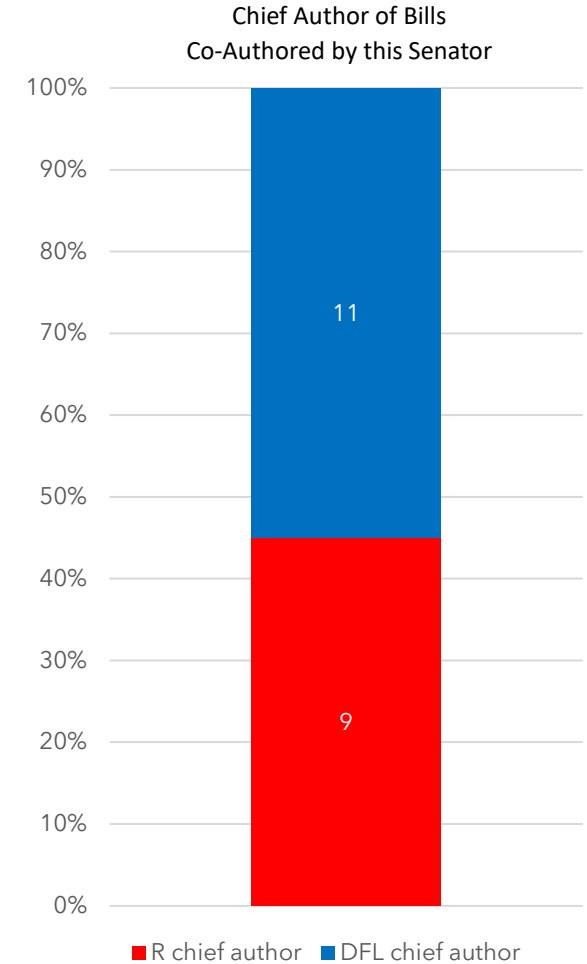
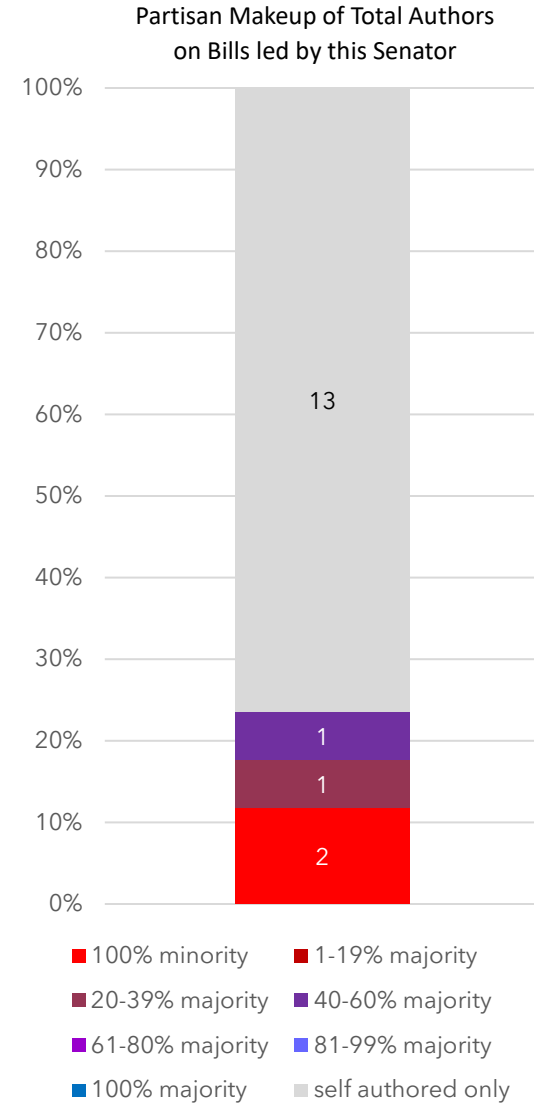
District 26
5th Term

17 bills were introduced by Senator Miller:

- 13 (76%) bills were sole-authored
- 2 (12%) bills had co-authors only from his own party
- 2 (12%) bills had at least one member of another party

Senator Miller co-signed 20 bills:

- 9 (45%) of those bills had a chief author from his own party
- 11 (55%) had a chief author from another party



Senator Nicole Mitchell (DFL)

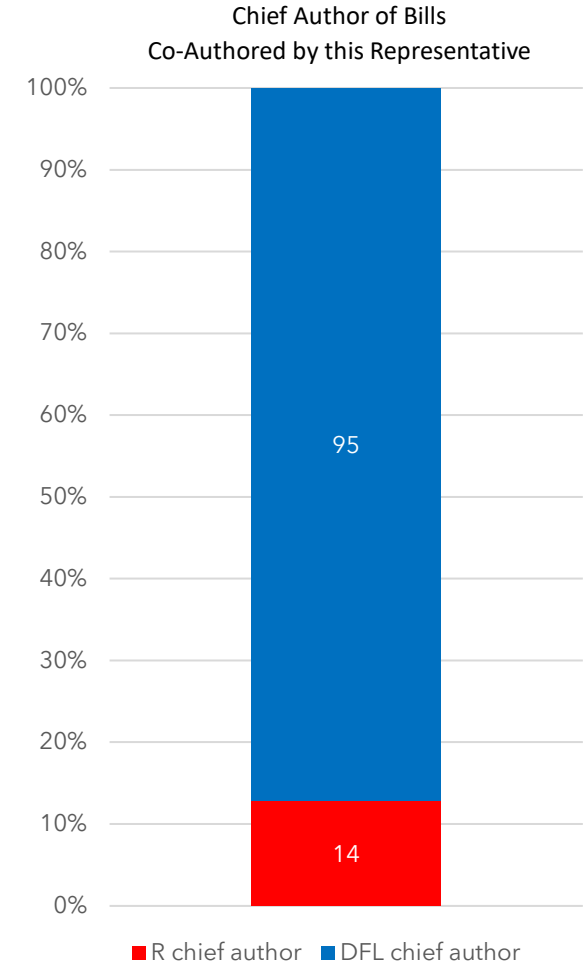
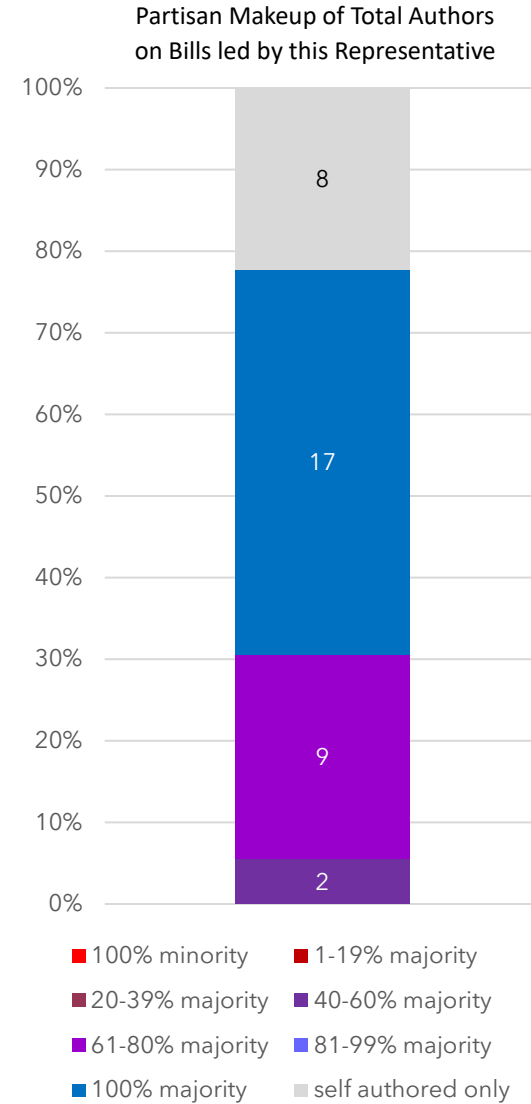
District 47
1st Term

36 bills were introduced by Senator Mitchell:

- 8 (22%) bills were sole-authored
- 17 (47%) bills had co-authors only from her own party
- 11 (31%) bills had at least one member of another party

Senator Mitchell co-signed 109 bills:

- 95 (87%) of those bills had a chief author from her own party
- 14 (13%) had a chief author from another party



Senator Zaynab Mohamed (DFL)

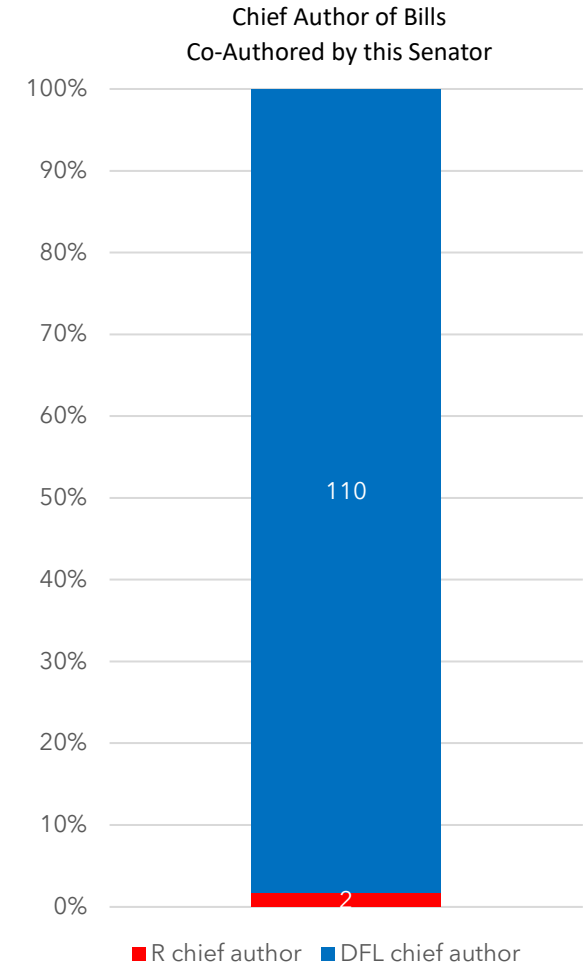
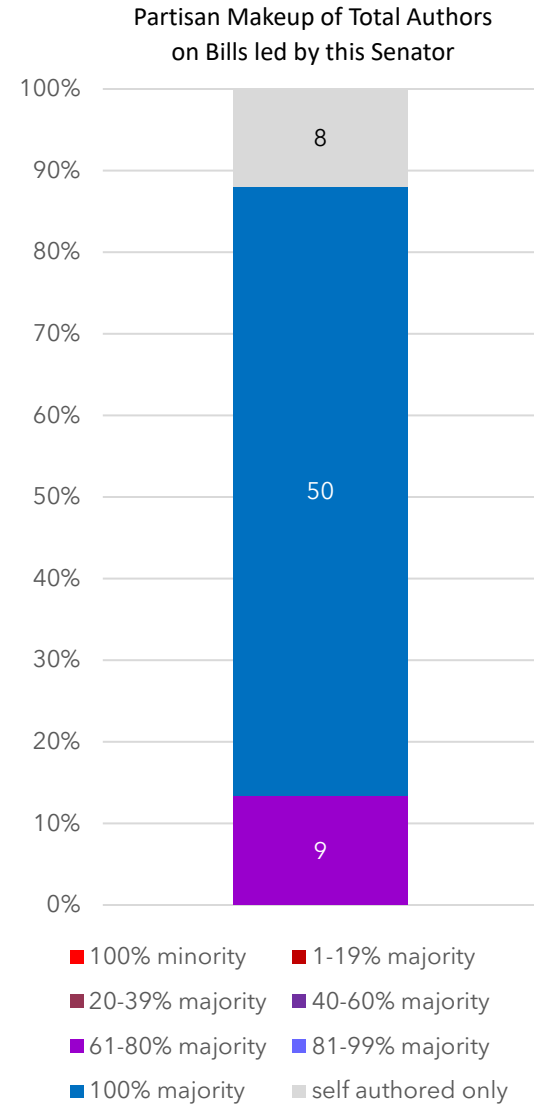
District 63
1st Term

67 bills were introduced by Senator Mohamed:

- 8 (12%) bills were sole-authored
- 50 (75%) bills had co-authors only from her own party
- 9 (13%) bills had at least one member of another party

Senator Mohamed co-signed 112 bills:

- 110 (98%) of those bills had a chief author from her own party
- 2 (2%) had a chief author from another party



Senator Kelly Morrison (DFL)

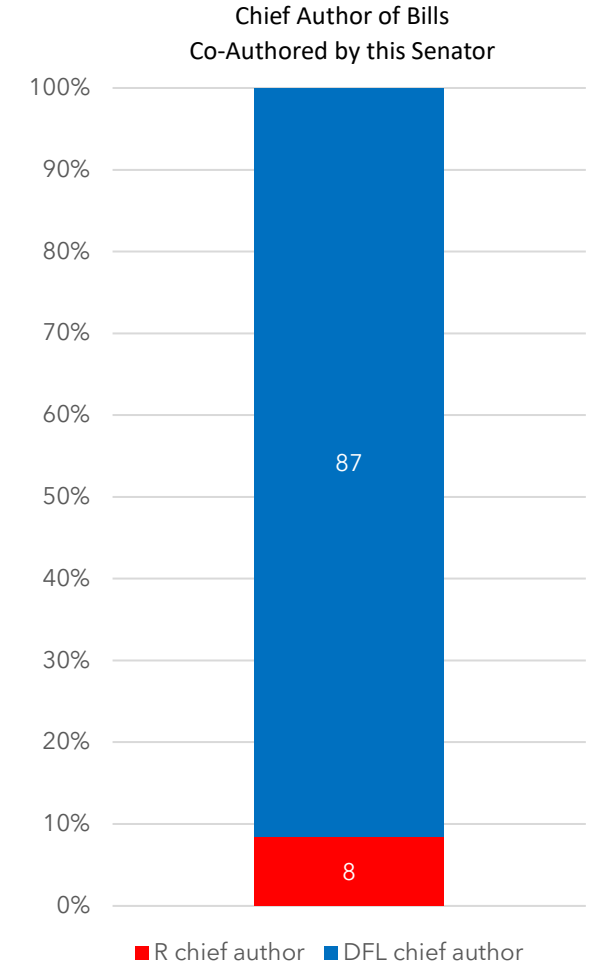
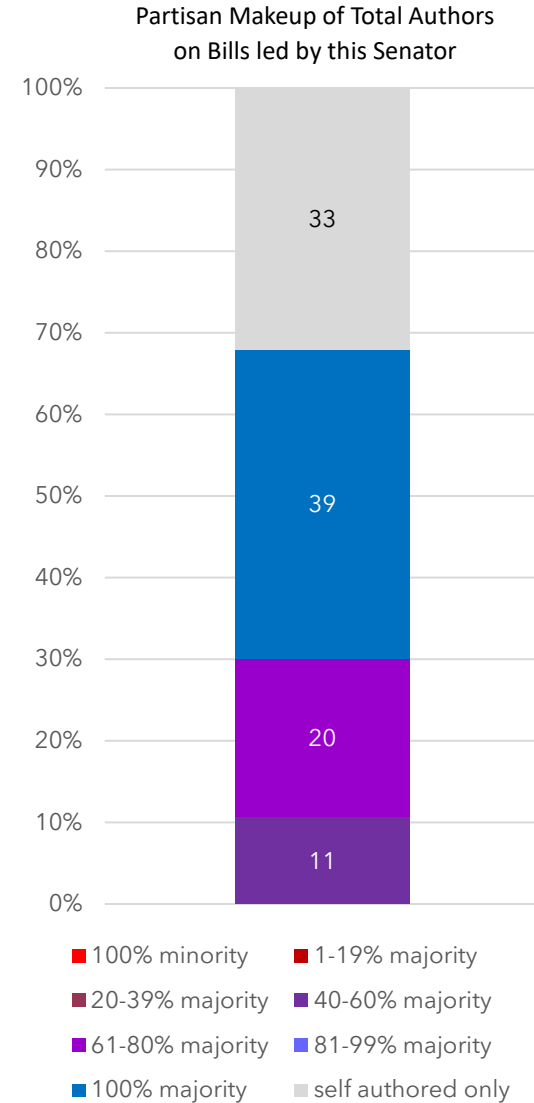
District 45
1st Term

103 bills were introduced by Senator Morrison:

- 33 (32%) bills were sole-authored
- 39 (38%) bills had co-authors only from her own party
- 31 (30%) bills had at least one member of another party

Senator Morrison co-signed 95 bills:

- 87 (92%) of those bills had a chief author from her own party
- 8 (8%) had a chief author from another party



Senator Erin Murphy (DFL)

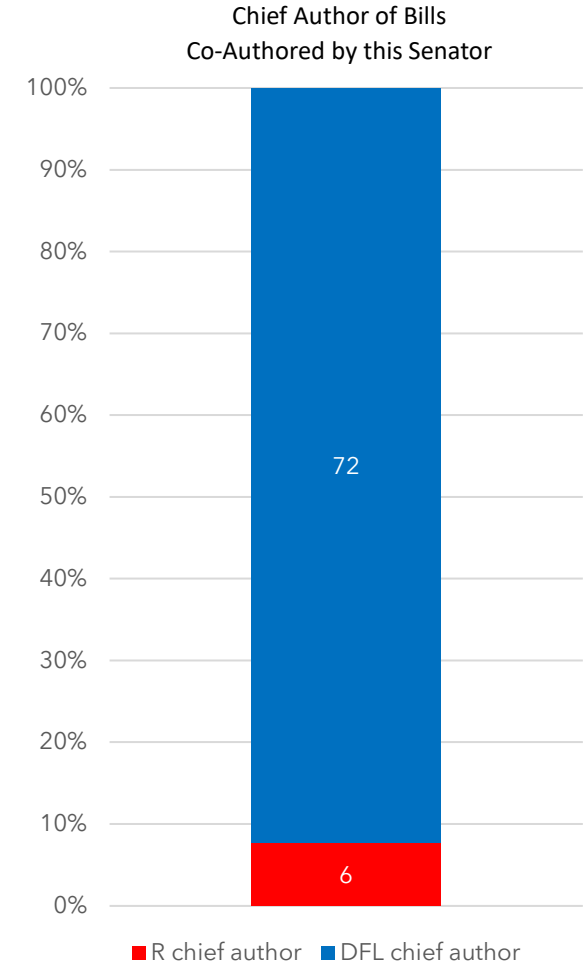
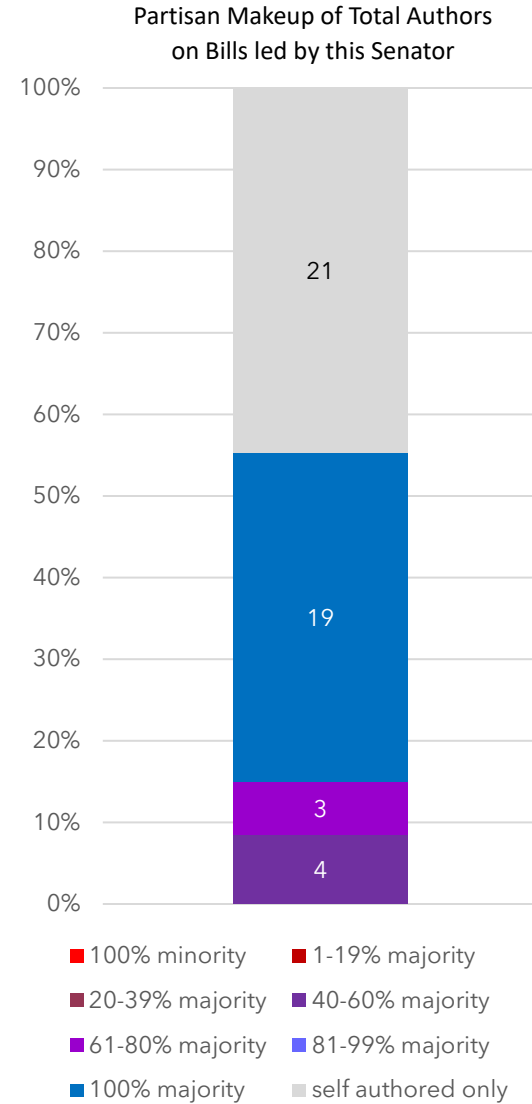
District 64
2nd Term

47 bills were introduced by Senator Murphy:

- 21 (45%) bills were sole-authored
- 19 (40%) bills had co-authors only from her own party
- 7 (15%) bills had at least one member of another party

Senator Murphy co-signed 78 bills:

- 72 (92%) of those bills had a chief author from her own party
- 6 (8%) had a chief author from another party



Senator Carla Nelson (R)

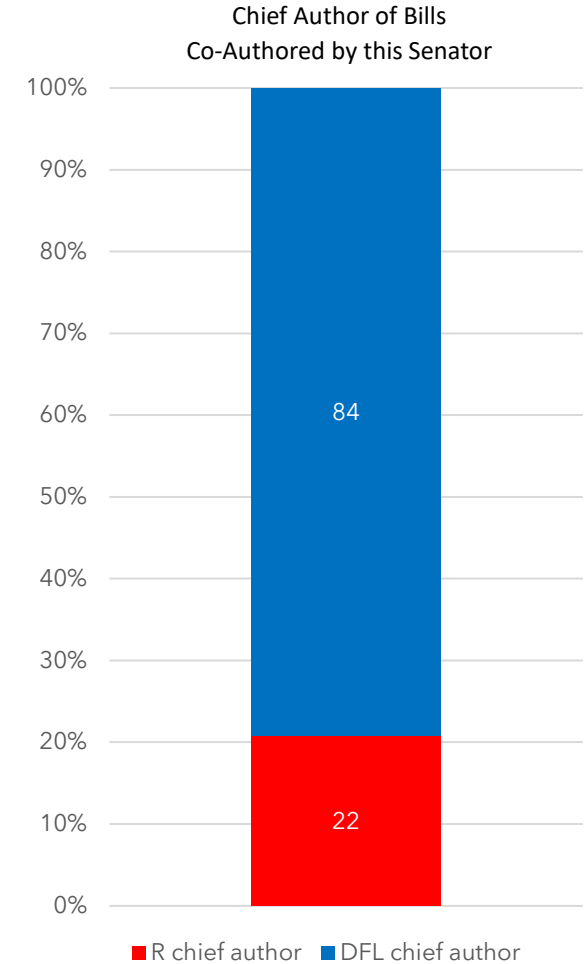
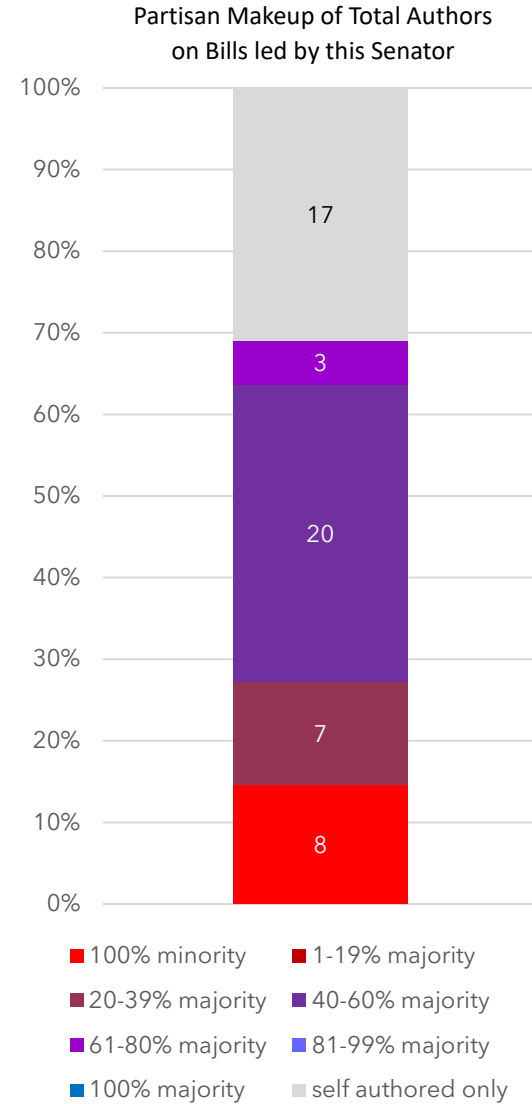
District 24
5th Term

55 bills were introduced by Senator Nelson:

- 17 (31%) bills were sole-authored
- 8 (14%) bills had co-authors only from her own party
- 30 (55%) bills had at least one member of another party

Senator Nelson co-signed 106 bills:

- 22 (21%) of those bills had a chief author from her own party
- 84 (79%) had a chief author from another party



Senator Clare Oumou Verbeten (DFL)

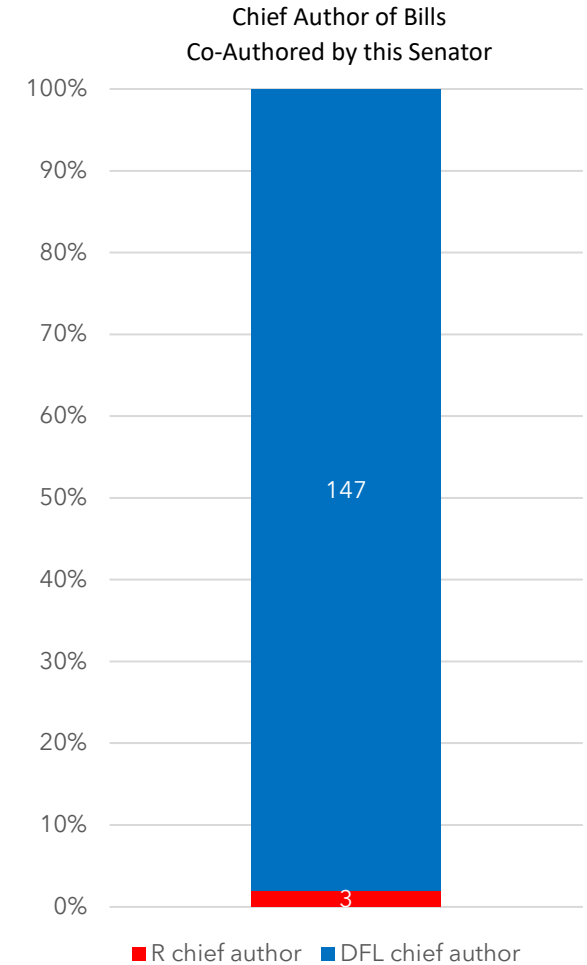
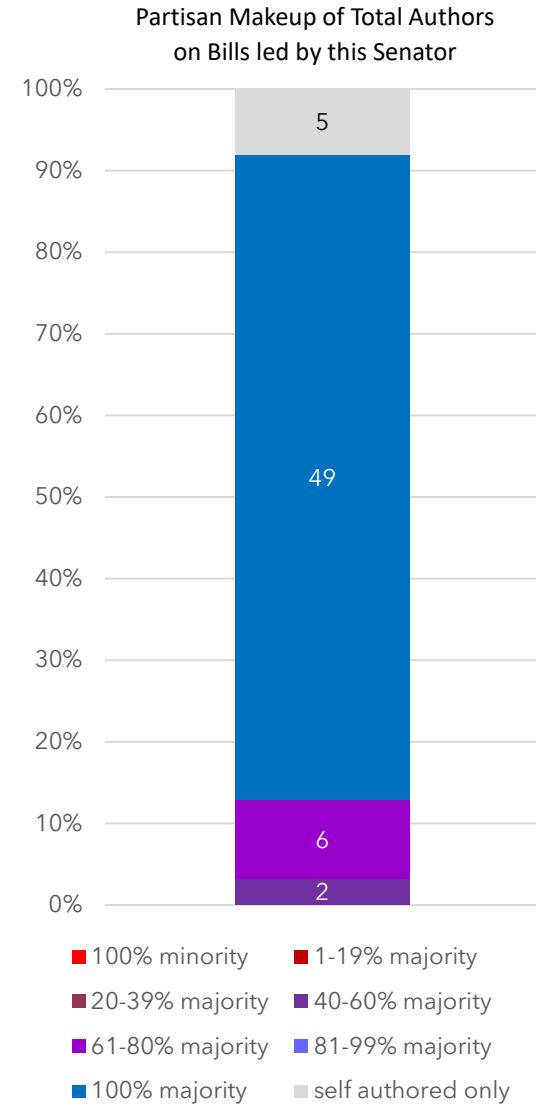
District 66
1st Term

62 bills were introduced by Senator Oumou Verbeten:

- 5 (8%) bills were sole-authored
- 49 (79%) bills had co-authors only from her own party
- 8 (13%) bills had at least one member of another party

Senator Oumou Verbeten co-signed 150 bills:

- 147 (98%) of those bills had a chief author from her own party
- 3 (2%) had a chief author from another party



Senator Sandra Pappas (DFL)

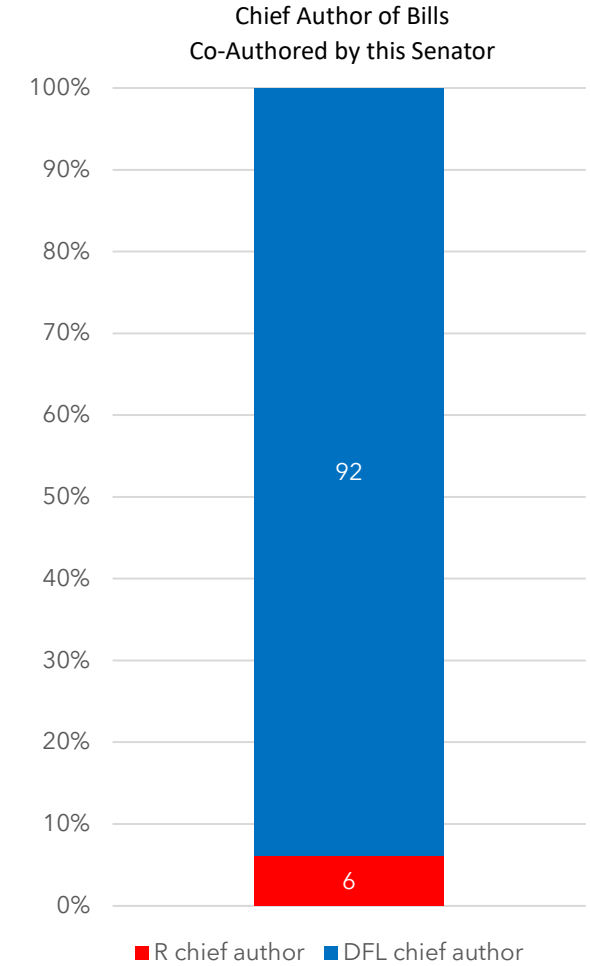
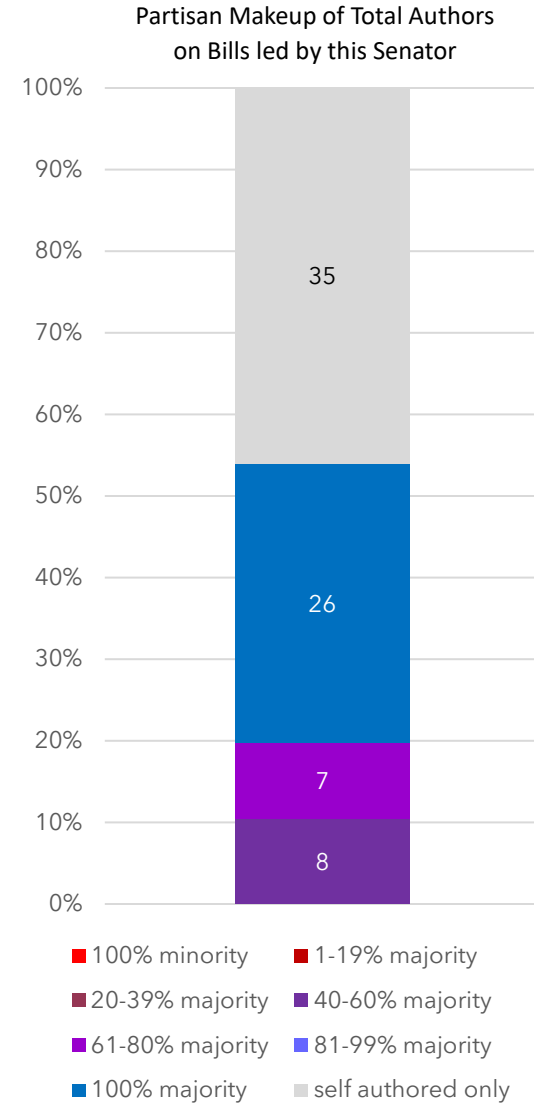
District 65
11th Term

76 bills were introduced by Senator Pappas:

- 35 (46%) bills were sole-authored
- 26 (34%) bills had co-authors only from her own party
- 15 (20%) bills had at least one member of another party

Senator Pappas co-signed 98 bills:

- 92 (94%) of those bills had a chief author from her own party
- 6 (6%) had a chief author from another party



Senator Susan Pha (DFL)

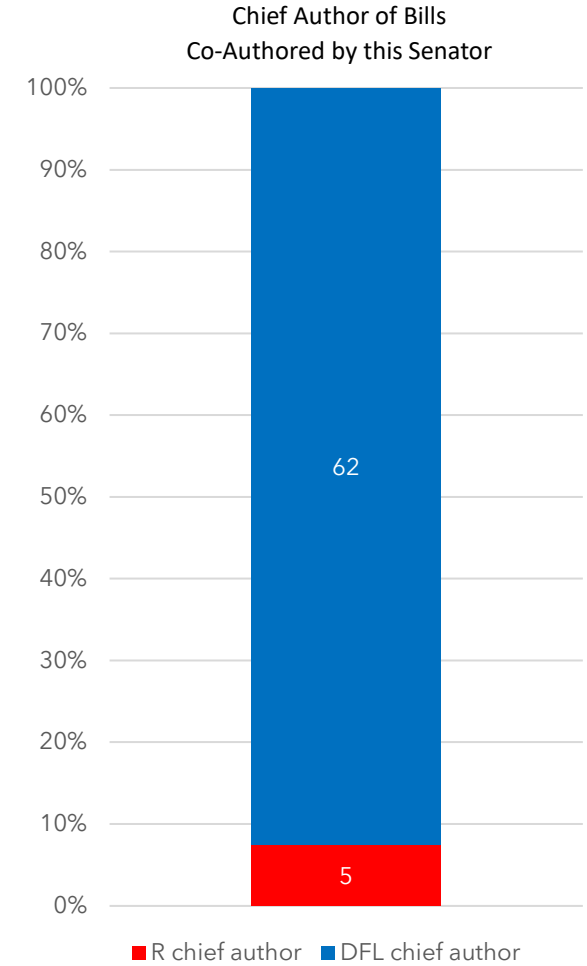
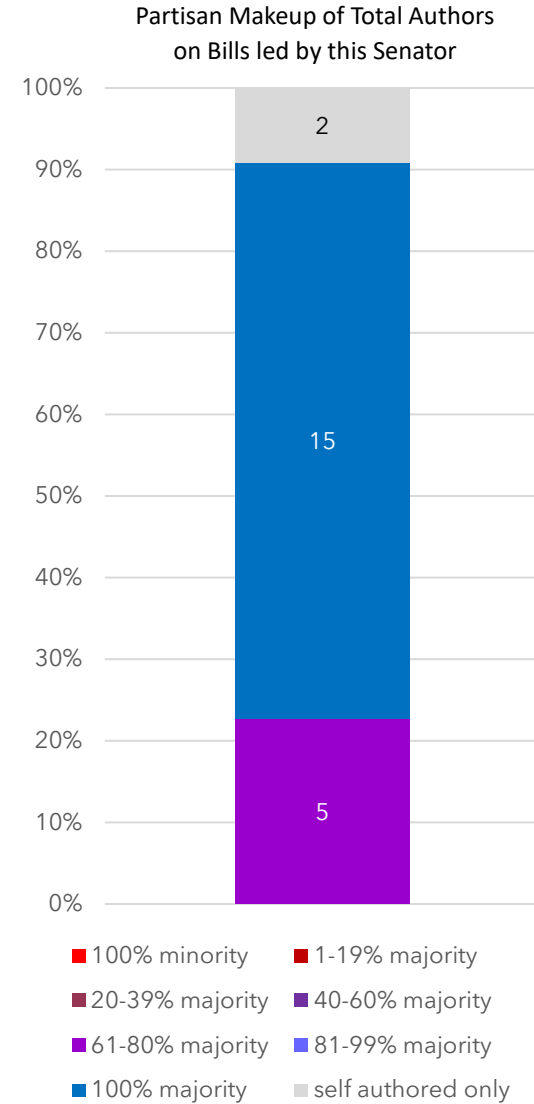
District 38
1st Term

22 bills were introduced by Senator Pha:

- 2 (9%) bills were sole-authored
- 15 (68%) bills had co-authors only from her own party
- 5 (23%) bills had at least one member of another party

Senator Pha co-signed 67 bills:

- 62 (93%) of those bills had a chief author from her own party
- 5 (7%) had a chief author from another party



Senator Lindsey Port (DFL)

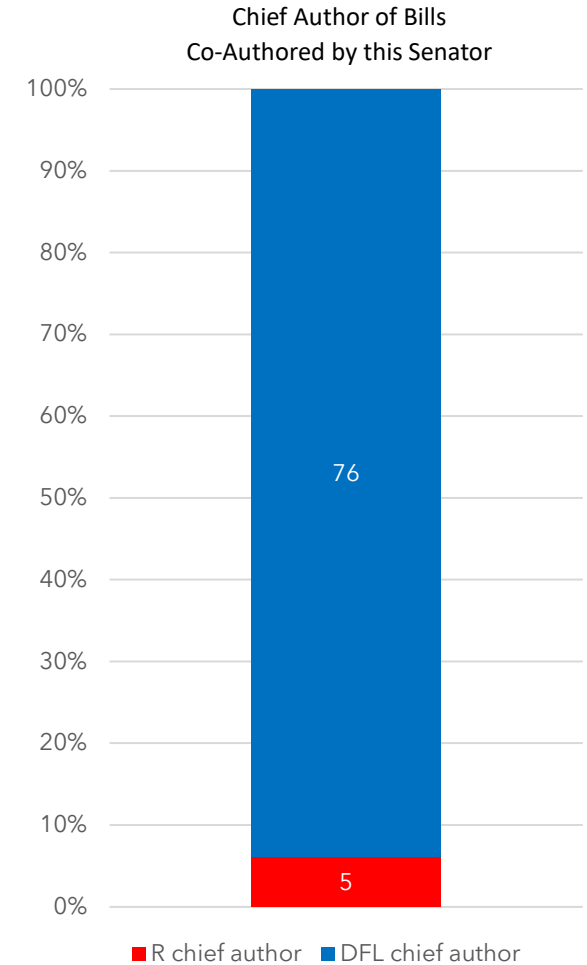
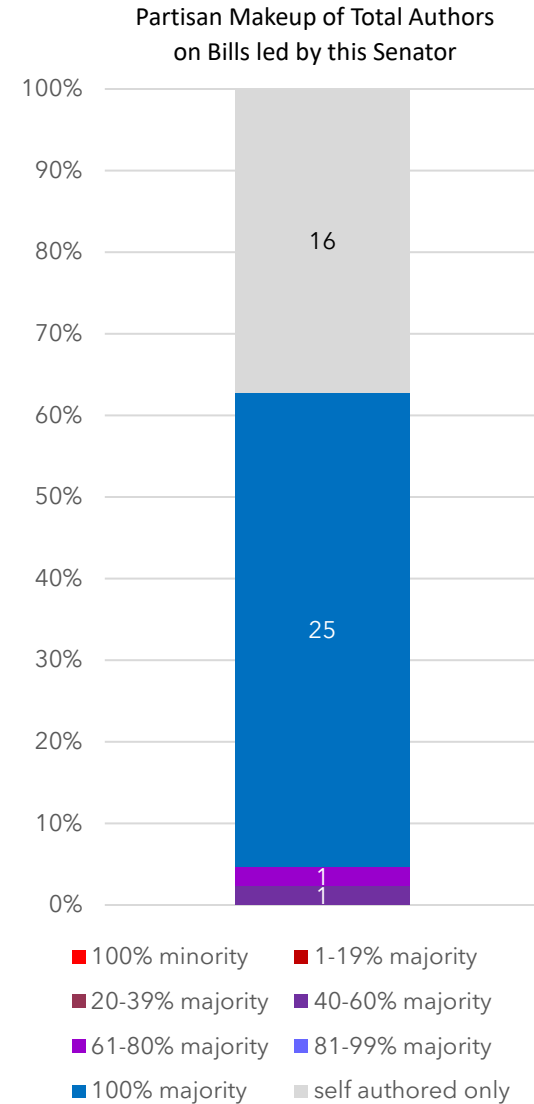
District 55
2nd Term

43 bills were introduced by Senator Port:

- 16 (37%) bills were sole-authored
- 25 (58%) bills had co-authors only from her own party
- 2 (5%) bills had at least one member of another party

Senator Port co-signed 81 bills:

- 76 (94%) of those bills had a chief author from her own party
- 5 (6%) had a chief author from another party



Senator Eric Pratt (R)

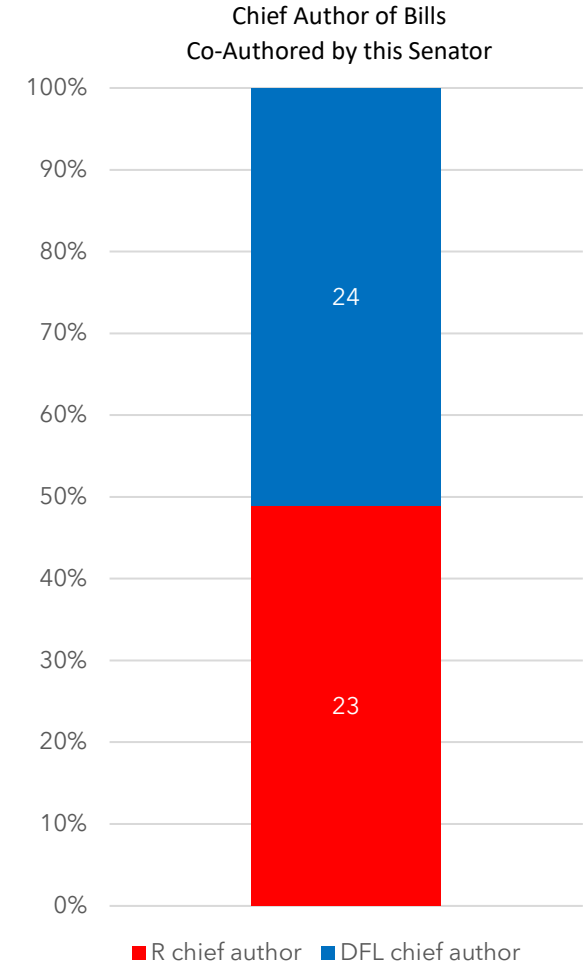
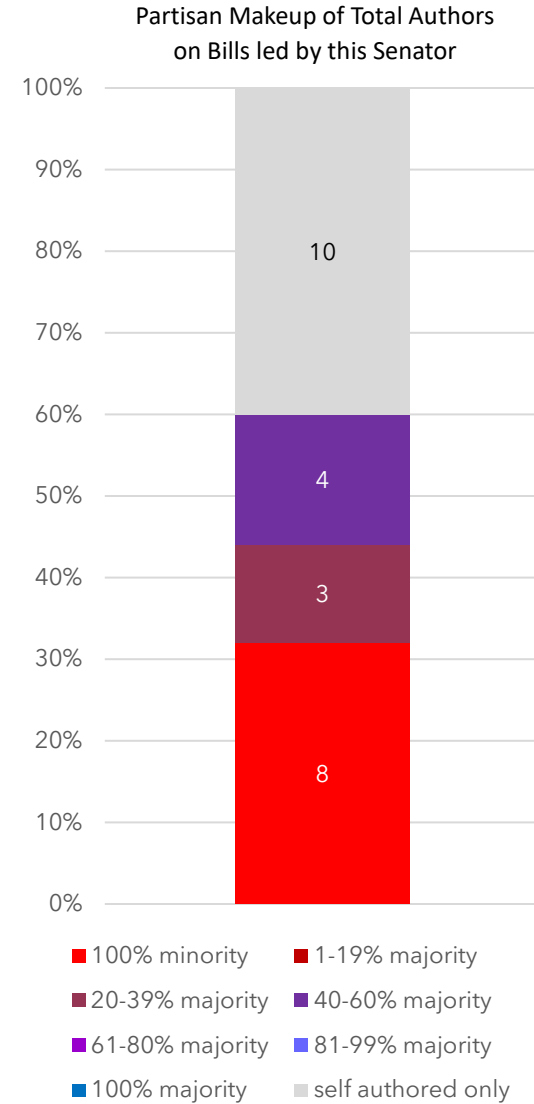
District 54
4th Term

25 bills were introduced by Senator Pratt:

- 10 (40%) bills were sole-authored
- 8 (32%) bills had co-authors only from his own party
- 7 (28%) bills had at least one member of another party

Senator Pratt co-signed 47 bills:

- 23 (49%) of those bills had a chief author from his own party
- 24 (51%) had a chief author from another party



Senator Aric Putnam (DFL)

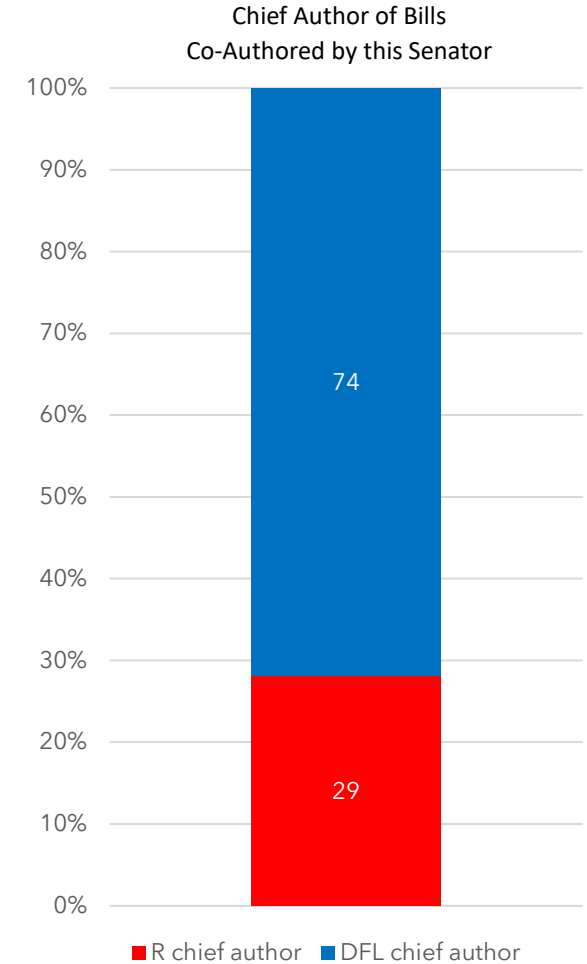
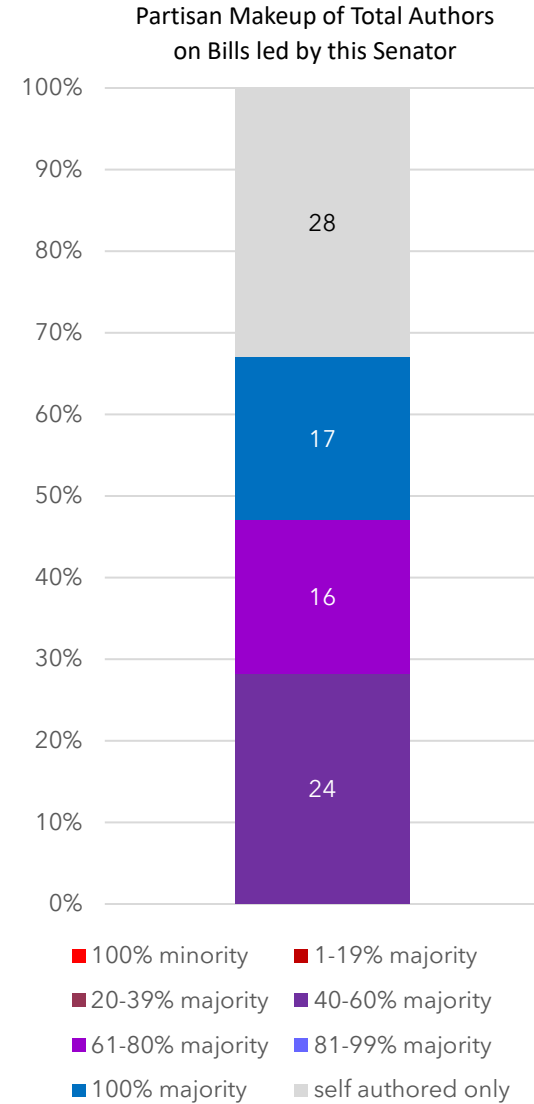
District 14
2nd Term

85 bills were introduced by Senator Putnam:

- 28 (33%) bills were sole-authored
- 17 (20%) bills had co-authors only from his own party
- 40 (47%) bills had at least one member of another party

Senator Putnam co-signed 103 bills:

- 74 (72%) of those bills had a chief author from his own party
- 29 (28%) had a chief author from another party



Senator Jason Rarick (R)

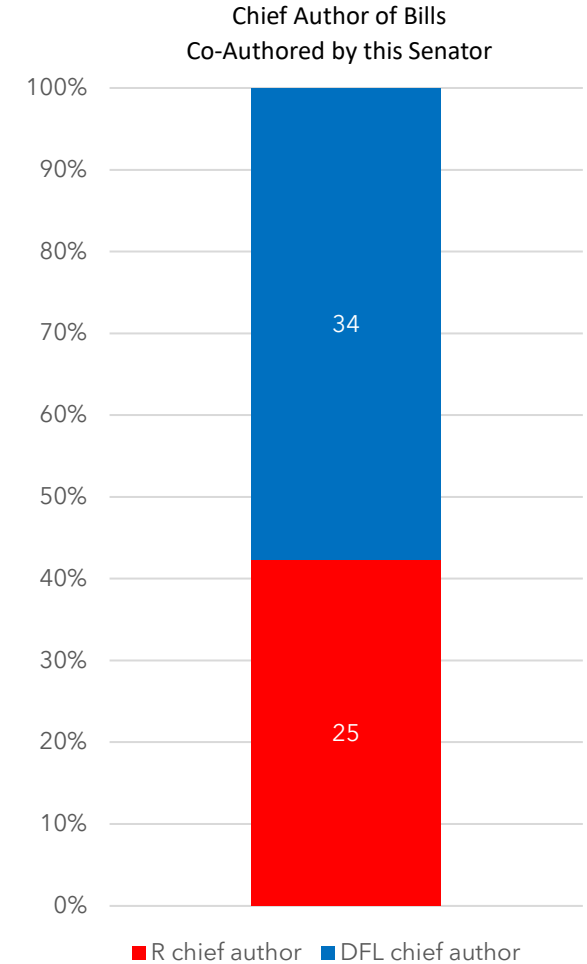
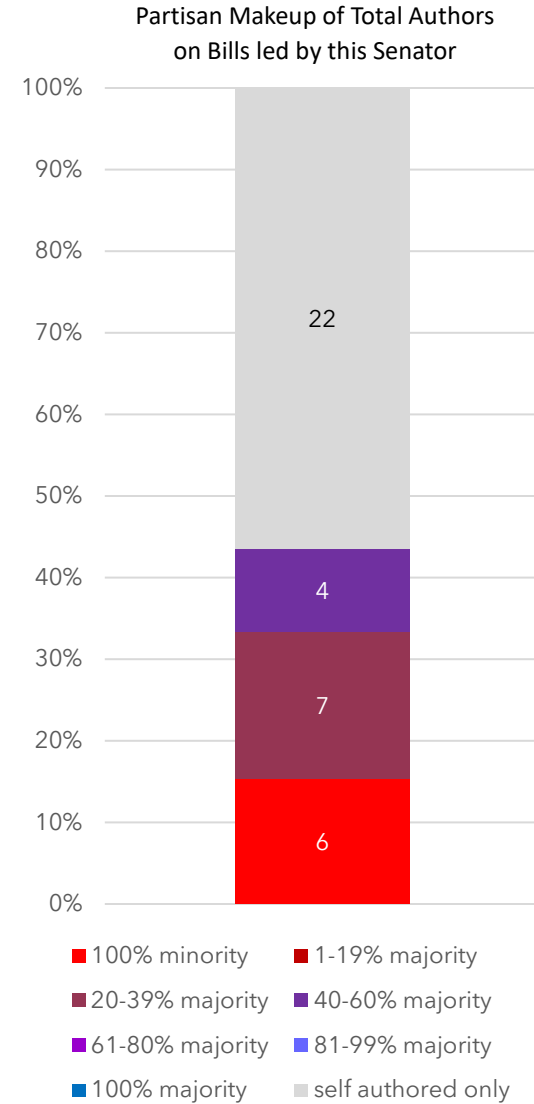
District 11
3rd Term

39 bills were introduced by Senator Rarick:

- 22 (56%) bills were sole-authored
- 6 (16%) bills had co-authors only from his own party
- 11 (28%) bills had at least one member of another party

Senator Rarick co-signed 59 bills:

- 25 (71%) of those bills had a chief author from his own party
- 34 (29%) had a chief author from another party



Senator Jordan Rasmusson (R)

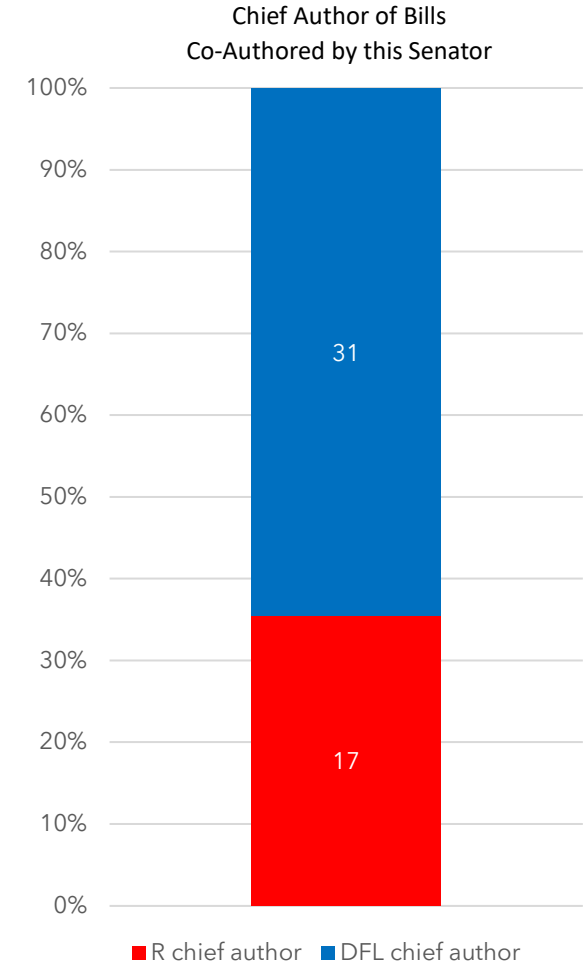
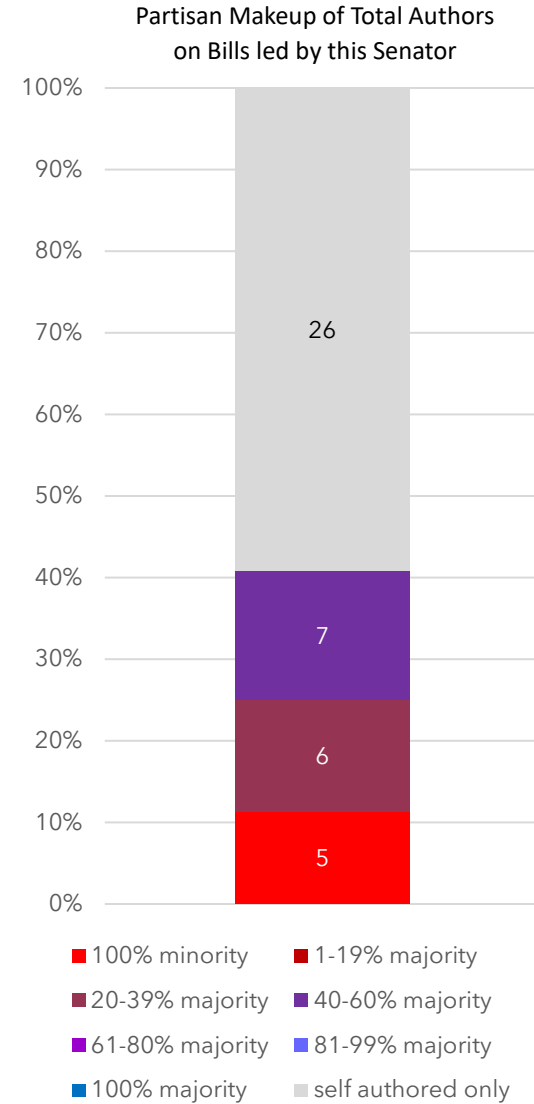
District 09
1st Term

44 bills were introduced by Senator Rasmusson:

- 26 (59%) bills were sole-authored
- 5 (11%) bills had co-authors only from his own party
- 13 (30%) bills had at least one member of another party

Senator Rasmusson co-signed 48 bills:

- 17 (35%) of those bills had a chief author from his own party
- 31 (65%) had a chief author from another party



Senator Ann Rest (DFL)

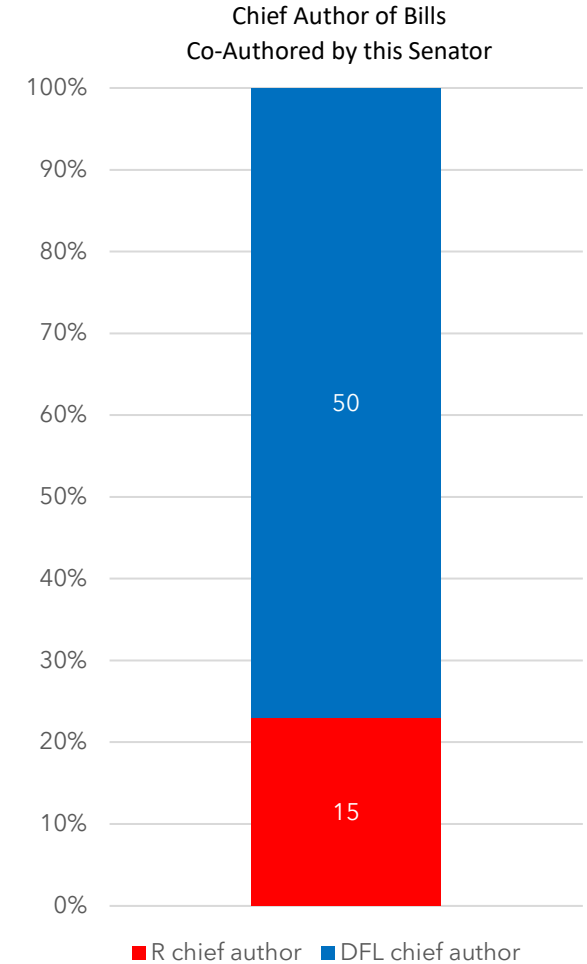
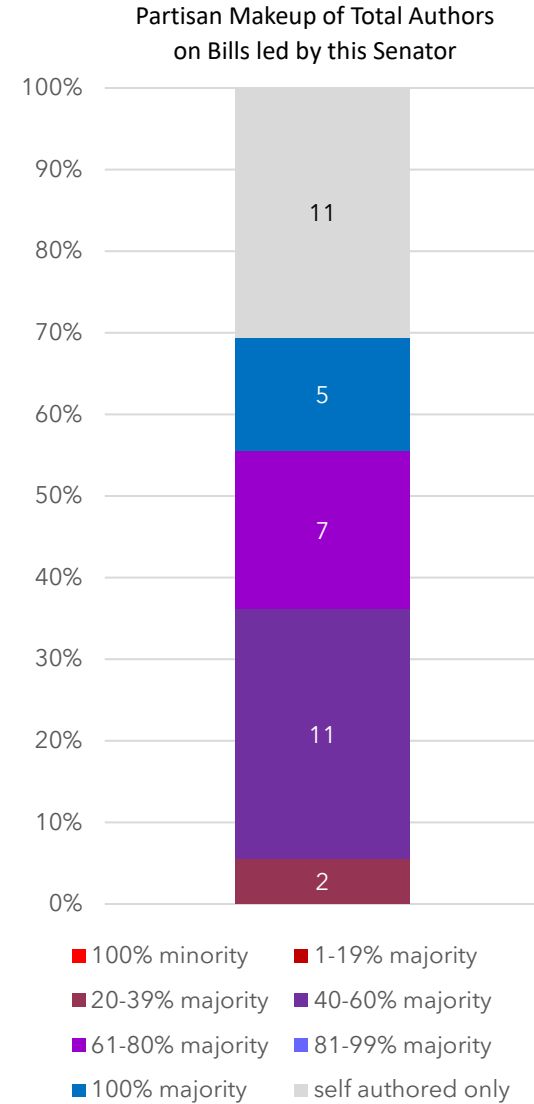
District 43
8th Term

36 bills were introduced by Senator Rest:

- 11 (31%) bills were sole-authored
- 5 (14%) bills had co-authors only from her own party
- 20 (55%) bills had at least one member of another party

Senator Rest co-signed 65 bills:

- 50 (77%) of those bills had a chief author from her own party
- 15 (23%) had a chief author from another party



Senator Judy Seeberger (DFL)

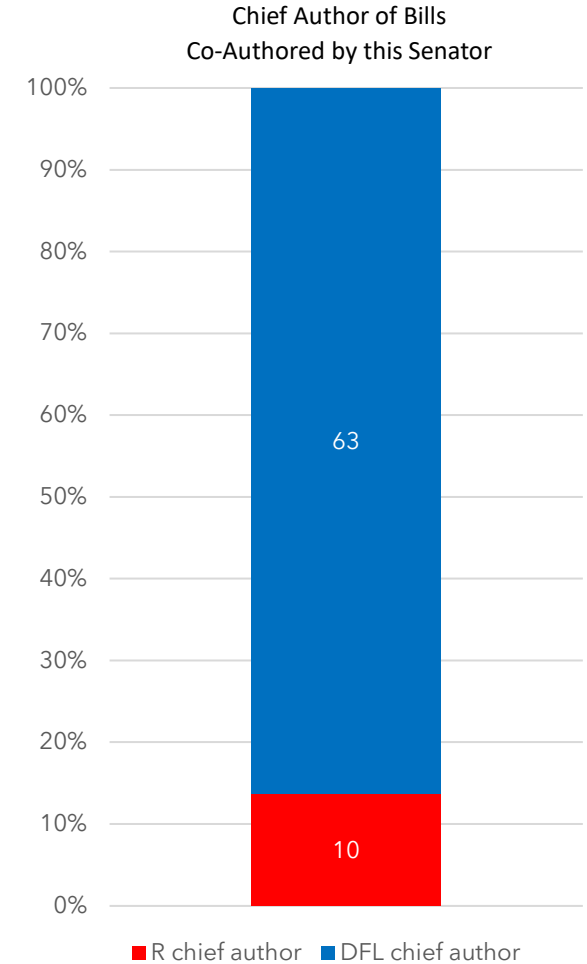
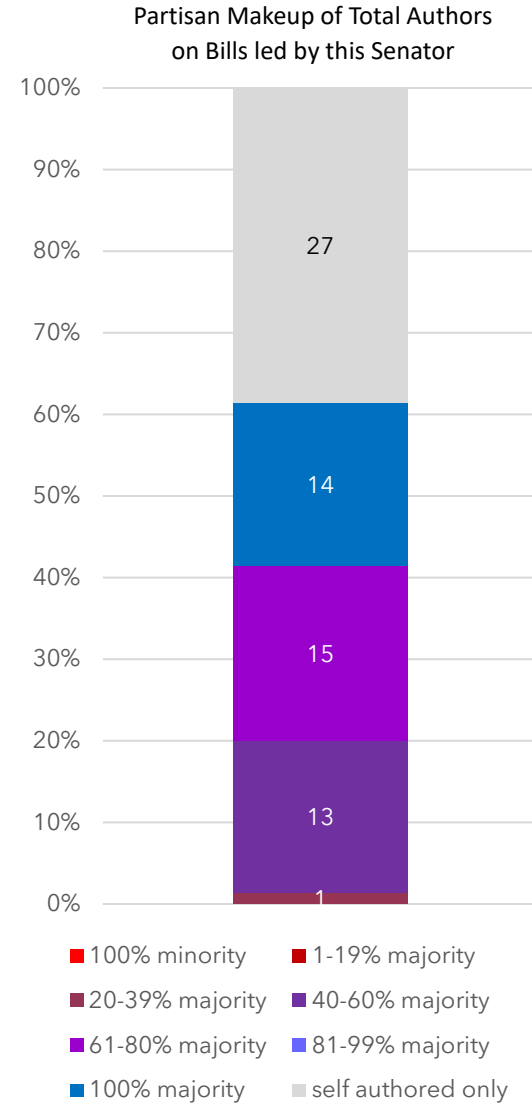
District 41
1st Term

70 bills were introduced by Senator Seeberger:

- 27 (39%) bills were sole-authored
- 14 (20%) bills had co-authors only from her own party
- 29 (41%) bills had at least one member of another party

Senator Seeberger co-signed 73 bills:

- 63 (86%) of those bills had a chief author from her own party
- 10 (14%) had a chief author from another party



Senator Paul Utke (R)

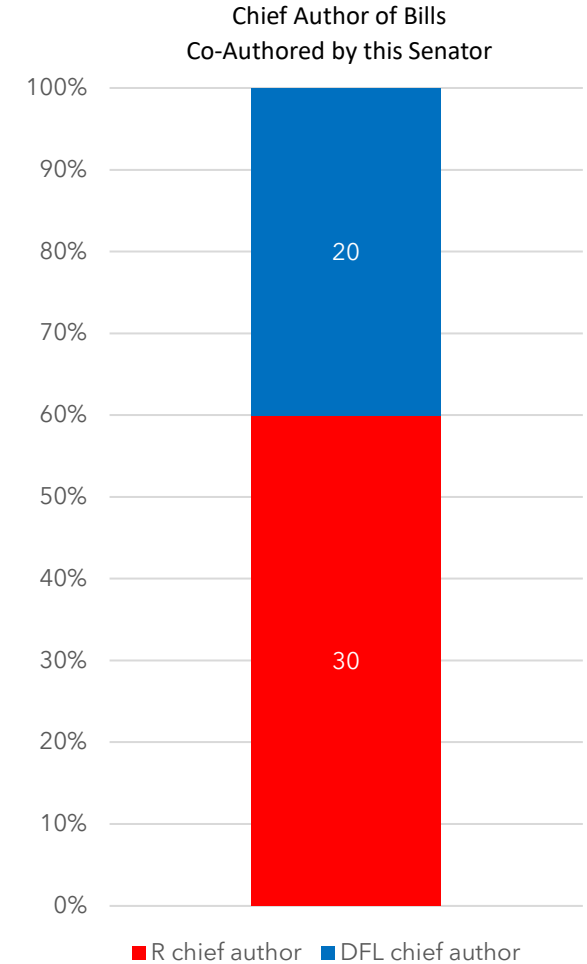
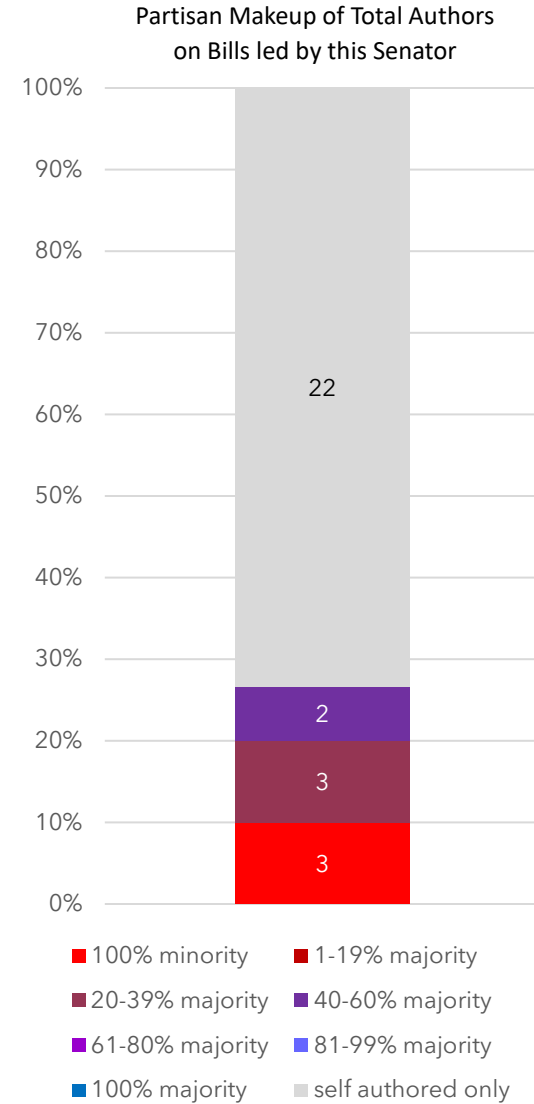
District 05
3rd Term

30 bills were introduced by Senator Utke:

- 22 (73%) bills were sole-authored
- 3 (10%) bills had co-authors only from his own party
- 5 (17%) bills had at least one member of another party

Senator Utke co-signed 50 bills:

- 30 (60%) of those bills had a chief author from his own party
- 20 (40%) had a chief author from another party



Senator Bill Weber (R)

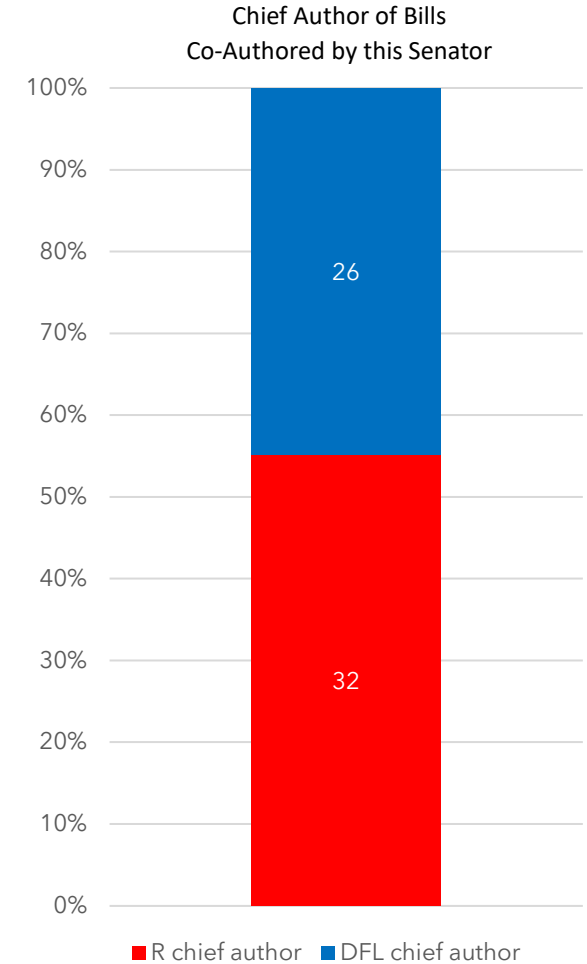
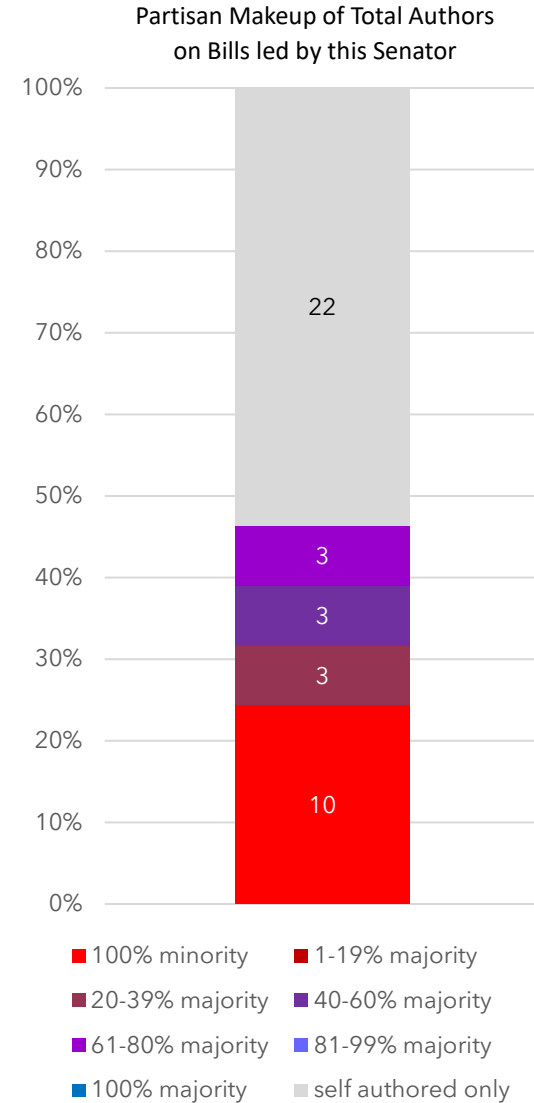
District 21
4th Term

41 bills were introduced by Senator Weber:

- 22 (54%) bills were sole-authored
- 10 (24%) bills had co-authors only from his own party
- 9 (22%) bills had at least one member of another party

Senator Weber co-signed 58 bills:

- 32 (55%) of those bills had a chief author from his own party
- 26 (45%) had a chief author from another party



Senator Nathan Wesenberg (R)

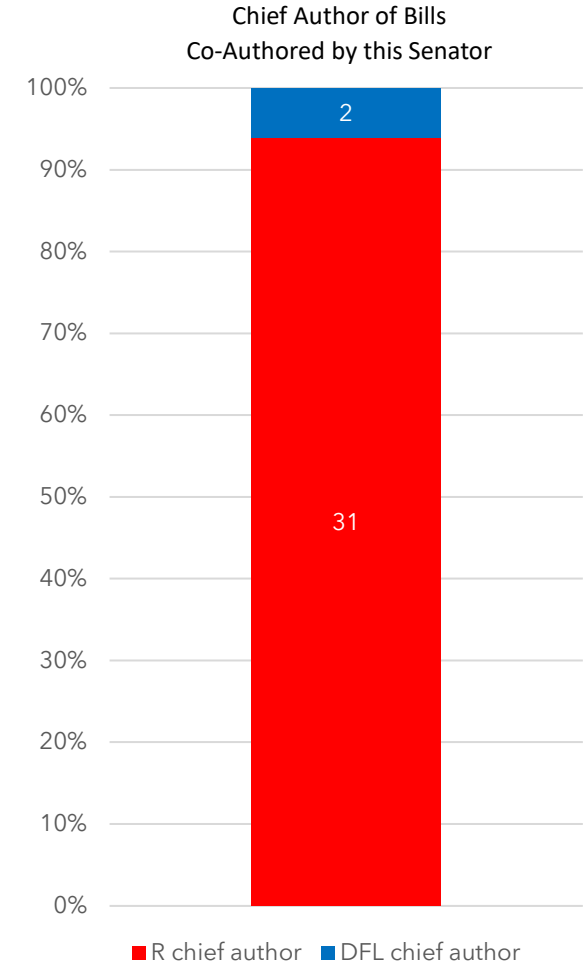
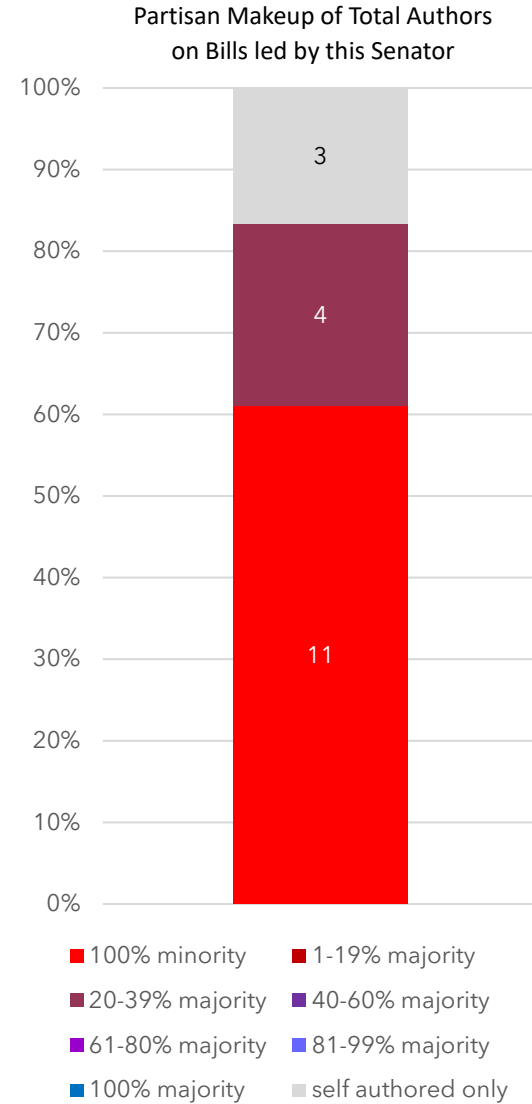
District 10
1st Term

18 bills were introduced by Senator Wesenberg:

- 3 (17%) bills were sole-authored
- 11 (61%) bills had co-authors only from his own party
- 4 (22%) bills had at least one member of another party

Senator Wesenberg co-signed 33 bills:

- 31 (94%) of those bills had a chief author from his own party
- 2 (6%) had a chief author from another party



Senator Bonnie Westlin (DFL)

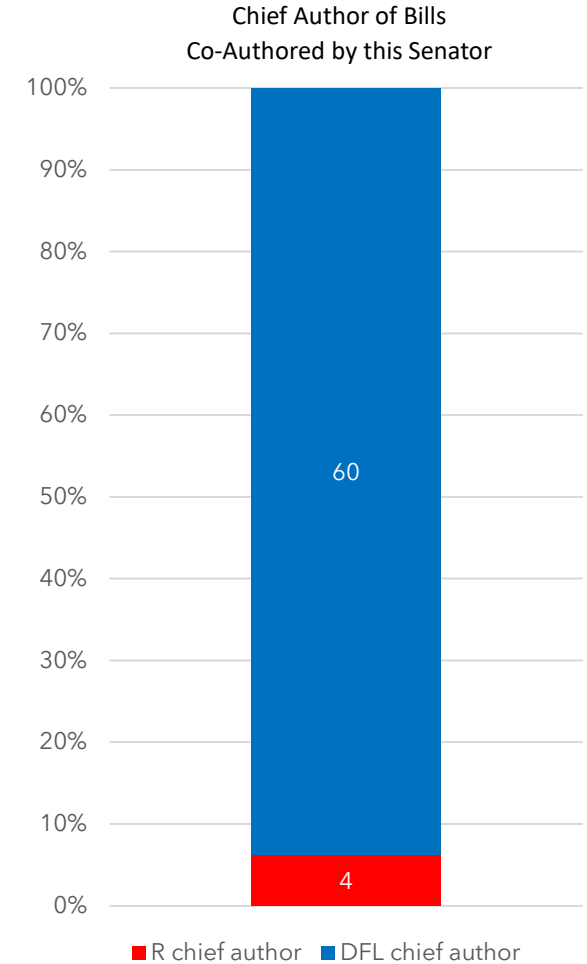
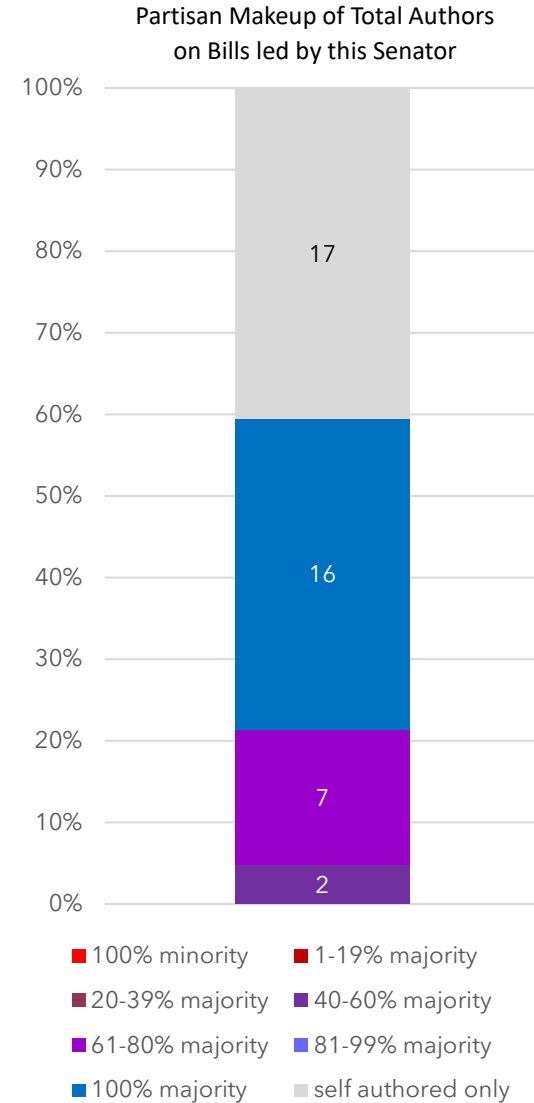
District 42
1st Term

42 bills were introduced by Senator Westlin:

- 17 (40%) bills were sole-authored
- 16 (38%) bills had co-authors only from her own party
- 9 (21%) bills had at least one member of another party

Senator Westlin co-signed 64 bills:

- 60 (94%) of those bills had a chief author from her own party
- 4 (6%) had a chief author from another party



Senator Torrey Westrom (R)

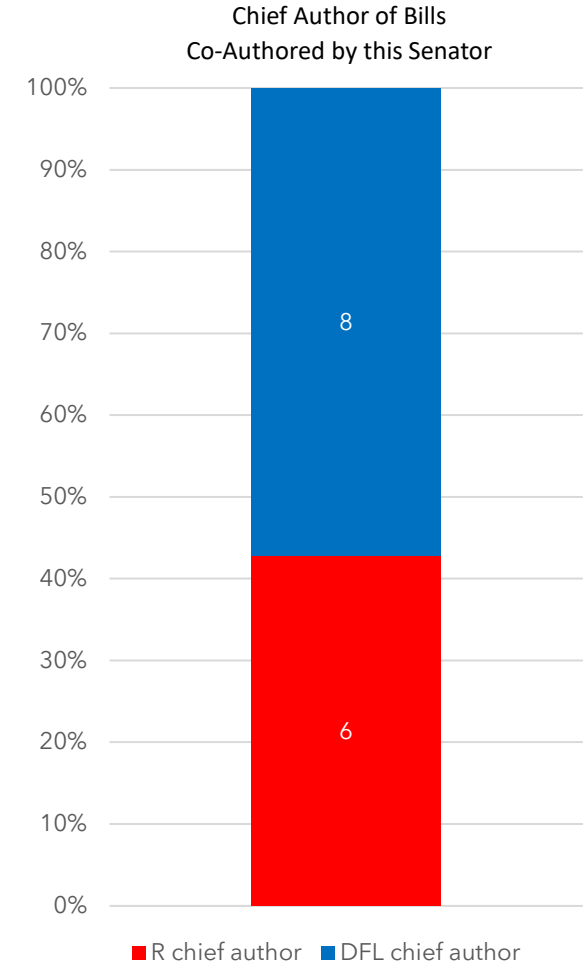
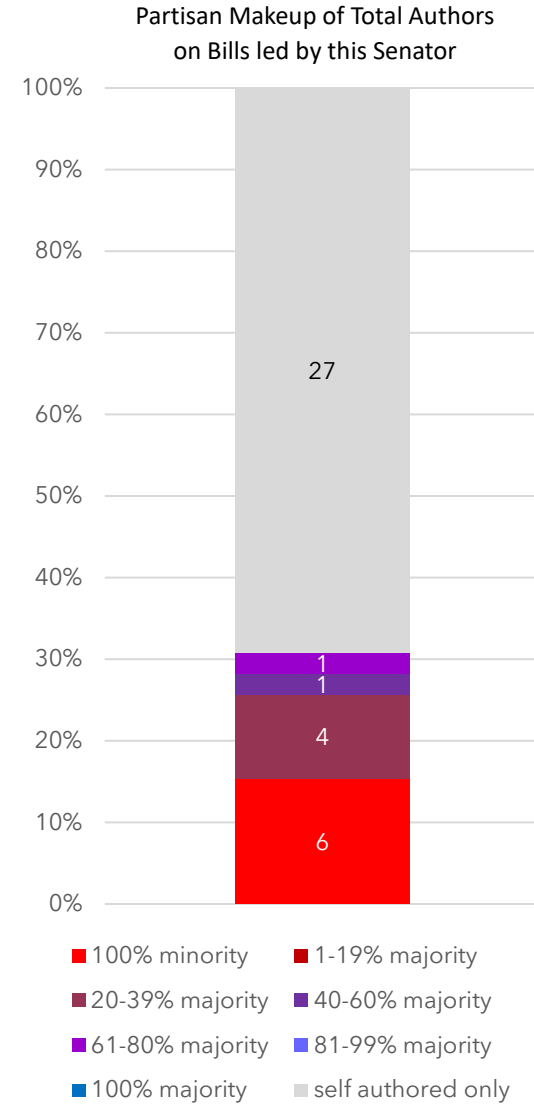
District 12
4th Term

39 bills were introduced by Senator Westrom:

- 27 (69%) bills were sole-authored
- 6 (15%) bills had co-authors only from his own party
- 6 (15%) bills had at least one member of another party

Senator Westrom co-signed 14 bills:

- 6 (43%) of those bills had a chief author from his own party
- 8 (57%) had a chief author from another party



Senator Melissa Wiklund (DFL)

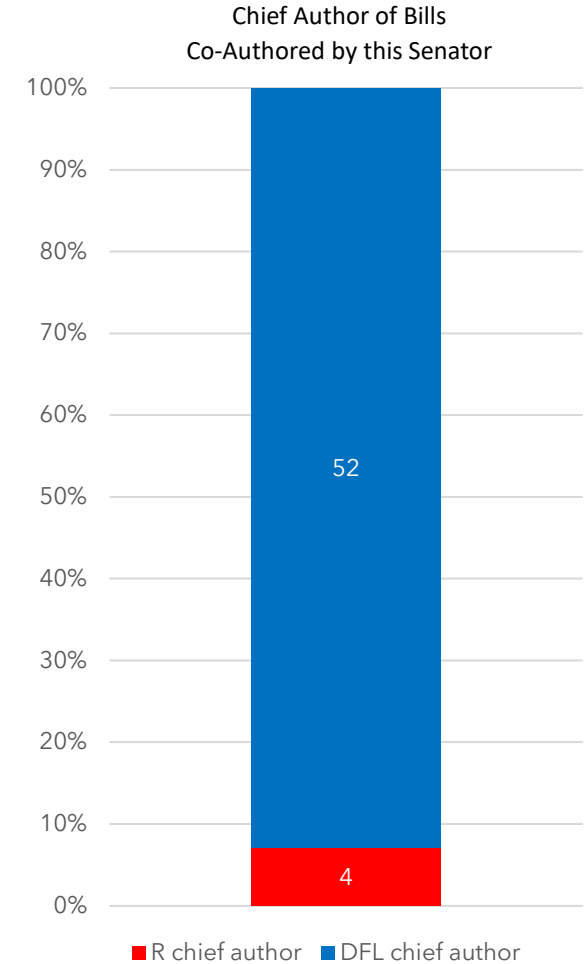
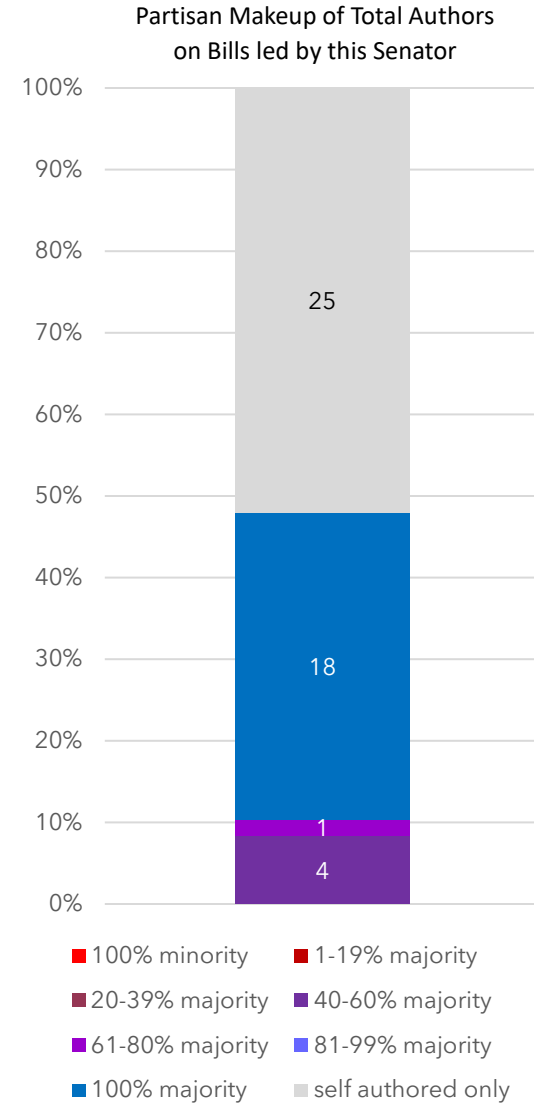
District 51
4th Term

48 bills were introduced by Senator Wiklund:

- 25 (52%) bills were sole-authored
- 18 (38%) bills had co-authors only from her own party
- 5 (10%) bills had at least one member of another party

Senator Wiklund co-signed 56 bills:

- 52 (93%) of those bills had a chief author from her own party
- 4 (7%) had a chief author from another party



Senator Tou Xiong (DFL)

District 44
1st Term

52 bills were introduced by Senator Xiong:

- 25 (48%) bills were sole-authored
- 18 (35%) bills had co-authors only from his own party
- 9 (17%) bills had at least one member of another party

Senator Xiong co-signed 69 bills:

- 67 (97%) of those bills had a chief author from his own party
- 2 (3%) had a chief author from another party

